

## Facility Hours and Waiting Times

**Facility is Open 24 Hours**

**No Data**

Open Time M-F:	NA
Open Time Sat:	NA
Average stop time:	16:25

NDoH May 2019 Circular:  
"Facilities must be open from 5.00 - 19.00, as well as 8.00 - 16.00 on Saturdays."

**Time Patients Spend at the Facility?** Patient Responses: 18

Amount of time spent: **6:03**

This ranks:

- 330 of 396 Facilities Nationally (Bottom Quarter)
- 125 of 135 Facilities in the Province (Bottom Quarter)
- 61 of 68 Facilities in the District (Bottom Quarter)

**Earliest Patient Arrival Time** Patient Responses: 20

Earliest arrival time **6:16**

This ranks:

- 40 of 396 Facilities Nationally (Top Quarter)
- 18 of 135 Facilities in the Province (Top Quarter)
- 7 of 68 Facilities in the District (Top Quarter)

**Are the Queues at the Facility Long?** Patient Responses: 20

**100%** of patients report long queues

There is not enough staff	20
---------------------------	----

**Please specify the other reasons why the queues are long**

No Data for this Indicator

**How Safe is the Facility to Wait Before it Opens?** Patient Responses: 15

Very Unsafe:	0%
Unsafe:	13%
Neither Safe or Unsafe:	80%
Safe:	7%
Very Safe:	0%
Don't know:	0%

This ranks:

- 171 of 335 Facilities Nationally (Bottom Half)
- 68 of 106 Facilities in the Province (Bottom Half)
- 31 of 61 Facilities in the District (Bottom Half)

## Facility Staff

**Are there Enough Staff at the Facility?** Patient Responses: 20

Always:	5%
Sometimes:	95%

This ranks:

- 234 of 396 Facilities Nationally (Bottom Half)
- 69 of 135 Facilities in the Province (Bottom Half)
- 37 of 68 Facilities in the District (Bottom Half)

**Are Staff Friendly and Professional?** Patient Responses: 20

Yes:	40%
Sometimes:	60%

This ranks:

- 277 of 396 Facilities Nationally (Bottom Half)
- 109 of 135 Facilities in the Province (Bottom Quarter)
- 51 of 68 Facilities in the District (Bottom Quarter)

**Facility Manager: Does the Facility have Enough Staff?**

No Data for this Indicator

**Which Cadres are Understaffed?**

No Data for this Indicator

## Clinic Conditions

### What is the Condition of the Building?

No Data for this Indicator

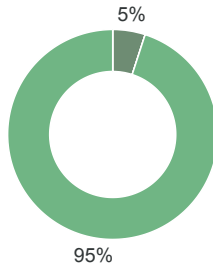
### What is the Condition of the Toilets?

No Data for this Indicator

### How Clean is the Facility

Patient Responses: 20

Very Dirty:	0%
Dirty:	5%
Neither Clean or Dirty:	0%
Clean:	0%
Very Clean:	95%
Don't know:	0%



95%

This ranks:

- 42 of 396 Facilities Nationally (Top Quarter)
- 26 of 135 Facilities in the Province (Top Quarter)
- 9 of 68 Facilities in the District (Top Quarter)

### Facility Manager: Is there enough space in the facility to meet patient's needs?

Facility Responses: 1

## Yes enough space

<input type="checkbox"/> Patients waiting space	<input type="checkbox"/> Rooms for medical care	<input type="checkbox"/> Private HIV counseling or testing
<input type="checkbox"/> Laboratory space	<input type="checkbox"/> Files	<input type="checkbox"/> Data capturers
<input type="checkbox"/> Adherence clubs	<input type="checkbox"/> Pharmacy	<input type="checkbox"/> Storage
<input type="checkbox"/> Other	<input type="checkbox"/> Don't know	<input type="checkbox"/> Prefer not to answer

## Access to Medicines and Shortages/Stockouts


### Patient Reports of Medicine Shortage(s)

No Data for this Indicator

### Any Patients left without the Medicine due to Shortage

Patient Responses: 20

No: 100%



100%

### Patient Reports of Medicine Shortage(s)

#### Patient Reports of Medicine Shortage(s)

<input type="checkbox"/> HIV medicine	<input type="checkbox"/> PrEP	<input type="checkbox"/> TB medicine
<input type="checkbox"/> Contraceptives	<input type="checkbox"/> Pregnancy Test	<input type="checkbox"/> Vaccines
<input type="checkbox"/> Bandages (or other dry stock)	<input type="checkbox"/> Other medicines or tests	<input type="checkbox"/> None of the above
<input type="checkbox"/> Don't know	<input type="checkbox"/> Prefer not to answer	

#### Contraception shortage(s)

<input type="checkbox"/> Condoms (male/external)	<input type="checkbox"/> Female/internal condoms	<input type="checkbox"/> Birth control pill
<input type="checkbox"/> Injection	<input type="checkbox"/> Implant	<input type="checkbox"/> IUD (intrauterine device)
<input type="checkbox"/> Other	<input type="checkbox"/> Don't know	<input type="checkbox"/> Prefer not to answer

#### HIV medication shortage(s)

<input type="checkbox"/> First Line FDC	<input type="checkbox"/> DTG-Based First Line FDC	<input type="checkbox"/> Dumiva (ABC/3TC)
<input type="checkbox"/> Lamivudine (3TC)	<input type="checkbox"/> Emtricitabine (FTC)	<input type="checkbox"/> Abacavir (ABC)
<input type="checkbox"/> Zidovudine (AZT)	<input type="checkbox"/> Loinavir/Ritonavir (LPV/r)	<input type="checkbox"/> Atazanavir/Ritonavir (ATV/r)
<input type="checkbox"/> Dolutegravir (DTG)	<input type="checkbox"/> Nevirapine (NVP)	<input type="checkbox"/> Other
<input type="checkbox"/> Don't Know	<input type="checkbox"/> Prefer not to answer	<input type="checkbox"/> EFV-Based First Line FDC

### Facility Staff Reports of Medicine Shortage(s)

#### Facility Staff Reports of Medicine Shortage(s)

<input type="checkbox"/> HIV medicine	<input type="checkbox"/> PrEP	<input type="checkbox"/> TB medicine
<input type="checkbox"/> Contraceptives	<input type="checkbox"/> Pregnancy Test	<input type="checkbox"/> Vaccines
<input type="checkbox"/> Bandages (or other dry stock)	<input type="checkbox"/> Other medicines or diagnostic tests	<input checked="" type="checkbox"/> None of the above
<input type="checkbox"/> Don't know	<input type="checkbox"/> Prefer not to answer	

#### Facility Staff: Contraception Shortage(s)

<input type="checkbox"/> Condoms (male/external)	<input type="checkbox"/> Female/internal condoms	<input type="checkbox"/> Birth control pill
<input type="checkbox"/> Injection	<input type="checkbox"/> Implant	<input type="checkbox"/> IUD (intrauterine device)
<input type="checkbox"/> Other	<input type="checkbox"/> Don't know	<input type="checkbox"/> Prefer not to answer

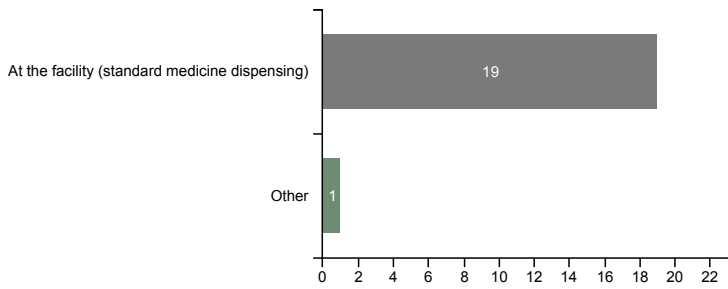
#### Facility Staff: HIV medication shortage(s)

<input type="checkbox"/> First Line FDC	<input type="checkbox"/> DTG-Based First Line FDC	<input type="checkbox"/> Dumiva (ABC/3TC)
<input type="checkbox"/> Lamivudine (3TC)	<input type="checkbox"/> Emtricitabine (FTC)	<input type="checkbox"/> Abacavir (ABC)
<input type="checkbox"/> Zidovudine (AZT)	<input type="checkbox"/> Loinavir/Ritonavir (LPV/r)	<input type="checkbox"/> Atazanavir/Ritonavir (ATV/r)
<input type="checkbox"/> Nevirapine (NVP)	<input type="checkbox"/> Other	<input type="checkbox"/> Don't Know
<input type="checkbox"/> Prefer not to answer	<input type="checkbox"/> EFV-Based First Line FDC	<input type="checkbox"/> Dolutegravir (DTG)

## ARV Collection and Access

### Where do you Collect ARVs?

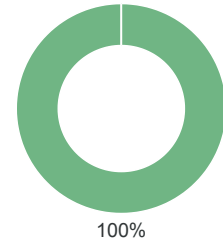
Patient Responses: 20



### Length of HIV medicine refill?

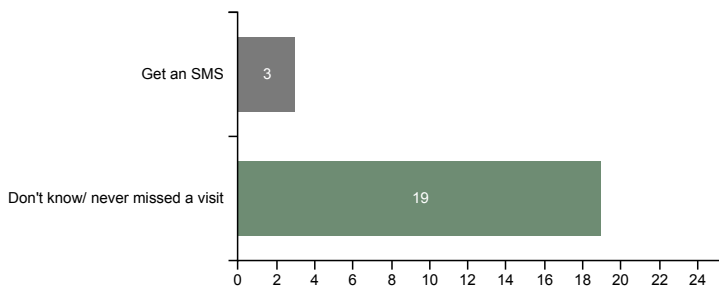
Patient Responses: 20

1 week:	0%
2 weeks:	0%
3 weeks:	0%
1 month:	0%
2 months:	100%
3 months:	0%
6 months:	0%
Don't know:	0%



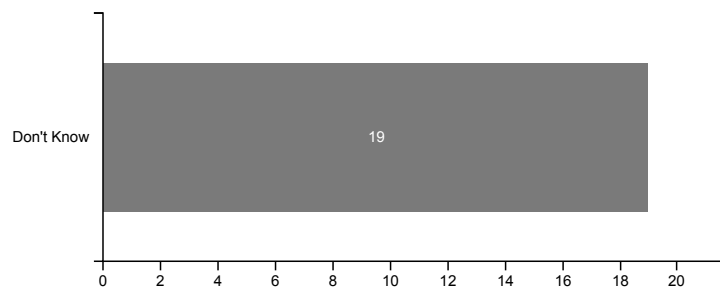
### When Patients Miss a Visit to Collect ARVs:

Patient Responses: 22



### When a patient misses a visit, what happens the next time the patients comes to collect ARVs?

Patient Responses: 19



### Would Patients Like to Collect ARVs Closer to Home?

Patient Responses: 20

**15%** of patients say they would like to collect ARVs closer to home

This ranks:

- 39 of 395 Facilities Nationally (Top Quarter)
- 14 of 135 Facilities in the Province (Top Quarter)
- 2 of 68 Facilities in the District (Top Quarter)

## Adherence Clubs

### If Not in an Adherence Club Already, Are you Aware of Them at this Facility?

Patient Responses: 19

**50%** of patients are aware of facility adherence clubs

### Does the Adherence Club make HIV medicine pick up faster?

Total Responses: 1

**100%** of patients say yes

### Is there peer support from PLHIV in the club?

Total Responses: 1

**100%** of patients say yes

### Does the Adherence Club provide information about the importance of taking your HIV medicine?

Total Responses: 1

**100%** of patients say yes

### Adherence Club Staffing

No Data for this Indicator

### Topics Covered in the Adherence Club

No Data for this Indicator

## Access to Viral Load Testing / Information

### Do Patients Know Their Viral Load?

Patient Responses: 20

**100%** of patients know their viral load

This ranks:

- 1 of 395 Facilities Nationally (Top Quarter)
- 1 of 135 Facilities in the Province (Top Quarter)
- 1 of 68 Facilities in the District (Top Quarter)

### Have Patients had a Viral Load Test in the Past Year?

Patient Responses: 20

**100%** of patients report having a viral load test

This ranks:

- 1 of 395 Facilities Nationally (Top Quarter)
- 1 of 135 Facilities in the Province (Top Quarter)
- 1 of 68 Facilities in the District (Top Quarter)

### Did a Health Worker Explain the Viral Load Test Result?

Patient Responses: 20

**100%** of patients report viral load was explained

This ranks:

- 1 of 395 Facilities Nationally (Top Quarter)
- 1 of 135 Facilities in the Province (Top Quarter)
- 1 of 68 Facilities in the District (Top Quarter)

### Treatment Literacy: Do Patients Understand Viral Load and their Health?

Patient Responses: 20

**100%** of patients understand an undetectable viral load means ARVs are working

This ranks:

- 1 of 395 Facilities Nationally (Top Quarter)
- 1 of 135 Facilities in the Province (Top Quarter)
- 1 of 68 Facilities in the District (Top Quarter)

### Treatment Literacy: Do Patients Understand Viral Load and Transmission?

Patient Responses: 20

**0%** of patients understand an undetectable viral load means a person cannot transmit HIV

This ranks:


- 383 of 395 Facilities Nationally (Bottom Quarter)
- 127 of 135 Facilities in the Province (Bottom Quarter)
- 67 of 68 Facilities in the District (Bottom Quarter)

## Confidentiality and Privacy

### Have Patients been Asked to Participate in Index Testing?

Patient Responses: 20


Yes: 100%



### Did a Health Worker Tell You You can Refuse to Participate in Index Testing?

Patient Responses: 20

Yes: 100%



This ranks:

- 1 of 376 Facilities Nationally (Top Quarter)
- 1 of 129 Facilities in the Province (Top Quarter)
- 1 of 68 Facilities in the District (Top Quarter)

### Do Patients Feel this Facility Keep People's HIV Status Confidential and Private?

Patient Responses: 20

**100%** of patients think the facility keeps people's HIV status confidential and private

This ranks:

- 1 of 395 Facilities Nationally (Top Quarter)
- 1 of 135 Facilities in the Province (Top Quarter)
- 1 of 68 Facilities in the District (Top Quarter)

## Psycho-Social Support for PLHIV

**Is Psycho-Social Counseling Available for PLHIV?** Patient Responses: 20


**100%** of patients report counseling is available

This ranks:

- 1 of 395 Facilities Nationally (Top Quarter)
- 1 of 135 Facilities in the Province (Top Quarter)
- 1 of 68 Facilities in the District (Top Quarter)

**Is Psycho-Social Counseling Available for PLHIV?** Patient Responses: 20

Yes: 100%



100%

## PrEP and DTG-Related Contraceptive Access

**What patients are offered PrEP? Select all that apply**

<input checked="" type="checkbox"/> Adolescent girls/young women	<input type="checkbox"/> All women	<input type="checkbox"/> Men who have sex with men
<input checked="" type="checkbox"/> Sex workers	<input type="checkbox"/> People who inject drugs	<input checked="" type="checkbox"/> Anyone who is sexually active
<input type="checkbox"/> Other	<input type="checkbox"/> Don't know	<input type="checkbox"/> Prefer not to answer

**Are Women Who are On or Switching to Dolutegravir-Based Regimens Offered Contraception?** Facility Responses: 1

Yes

## COVID-19 Disruptions

**Is the clinic currently open during the COVID-19 crisis?**

Yes, but they will not allow us to monitor

**Is the clinic faced with any of the following issues because of the COVID-19 crisis?**

No Data for this Indicator

**Have you had any of the following issues getting healthcare because of the COVID-19 crisis?**

<input type="checkbox"/> I couldn't get transportation to the clinic when I needed it	<input checked="" type="checkbox"/> The clinic wasn't open when I needed it	<input type="checkbox"/> The clinic didn't have the medicine that I needed
<input checked="" type="checkbox"/> The queue at the clinic was longer than usual	<input checked="" type="checkbox"/> There were less staff working than usual	<input type="checkbox"/> The clinic not providing the service I needed
<input type="checkbox"/> There is no physical distancing at the clinic putting me at risk of getting COVID-19	<input type="checkbox"/> There is no access to soap and water at the clinic	<input type="checkbox"/> There is no access to hand sanitiser at the clinic
<input type="checkbox"/> Other	<input type="checkbox"/> None of the above	

**Facility Manager: Have you had any of the following issues at your clinic because of the COVID-19 crisis?**

<input type="checkbox"/> We are experiencing more stockouts or shortages of medicines than usual	<input type="checkbox"/> We are experiencing more shortages of personal protective equipment for staff than usual	<input type="checkbox"/> We can only serve patients at the gate—patients do not enter the facility
<input type="checkbox"/> We have more restricted hours of operation than usual	<input type="checkbox"/> We have higher patient wait times than usual	<input type="checkbox"/> We are operating with fewer staff than usual
<input type="checkbox"/> The clinic has been completely closed for a period of time	<input type="checkbox"/> We can serve less patients than usual	<input checked="" type="checkbox"/> None of the above
<input type="checkbox"/> Other		

## TB Infection Control

**Details**                      **Green = 0 No**                      **Yellow = 1-2 No**                      **Red = 2+ No**                      **Clinic Result: YELLOW**

**Enough room in the waiting area?**

No Data for this Indicator

Of 438 Facility Observations:

- Yes: 208
- No: 228
- Don't know: 2

**Time Patients Spend at the Facility?**

Amount of time spent: (pass requires less than 1:15).

**No: 6:03**

This ranks:

- 330 of 396 Facilities Nationally (Bottom Quarter)
- 125 of 135 Facilities in the Province (Bottom Quarter)
- 61 of 68 Facilities in the District (Bottom Quarter)

**Were the Facility Windows Open?**

No Data for this Indicator

Of 438 Facility Observations:

- Yes: 421
- No: 17

**Are people being asked for TB symptoms?**

33% of patients report:Yes

**No**

This ranks:

- 301 of 396 Facilities Nationally (Bottom Quarter)
- 115 of 135 Facilities in the Province (Bottom Quarter)
- 57 of 68 Facilities in the District (Bottom Quarter)

**Are people who are coughing in a separate room?**

50% of patients report:Yes

**Yes**

This ranks:

- 194 of 396 Facilities Nationally (Top Half)
- 78 of 135 Facilities in the Province (Bottom Half)
- 40 of 68 Facilities in the District (Bottom Half)

**Are there posters telling patient to cover mouth when coughing/sneezing?**

No Data for this Indicator

Of 438 Facility Observations:

- Yes: 402
- No: 36