

Facility Hours and Waiting Times

Facility is Open 24 Hours

No

Open Time M-F: 7:00
 Open Time Sat: NA
 Average stop time: 14:48

NDoH May 2019 Circular: "Facilities must be open from 5.00 - 19.00, as well as 8.00 - 16.00 on Saturdays."

Time Patients Spend at the Facility?

Patient Responses: 20

Amount of time spent: **5:22**

This ranks:

- 258 of 394 Facilities Nationally (Bottom Half)
- 81 of 118 Facilities in the Province (Bottom Half)
- 37 of 49 Facilities in the District (Bottom Quarter)

Earliest Patient Arrival Time

Patient Responses: 18

Earliest arrival time **5:05**


This ranks:

- 296 of 397 Facilities Nationally (Bottom Half)
- 85 of 118 Facilities in the Province (Bottom Half)
- 34 of 49 Facilities in the District (Bottom Half)

Are the Queues at the Facility Long?

Patient Responses: 20

75% of patients report long queues

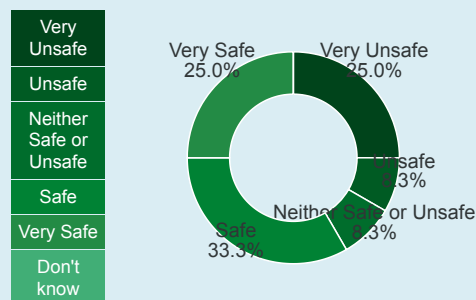


Please specify the other reasons why the queues are long

- | | | |
|--|--|--|
| <input checked="" type="checkbox"/> It takes too long to find files | <input checked="" type="checkbox"/> It takes too long to find files, files are lost. | <input checked="" type="checkbox"/> It takes too long to find files. |
| <input checked="" type="checkbox"/> There's a lot of chronic to attend to, they come on the same date. | <input checked="" type="checkbox"/> They are too slow. | <input checked="" type="checkbox"/> They are very slow. |
| <input checked="" type="checkbox"/> They are working slow. | | |

How Safe is the Facility to Wait Before it Opens?

Patient Responses: 12



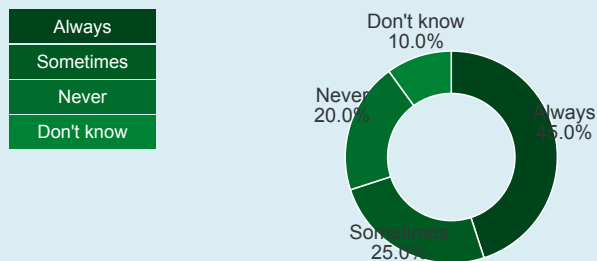
This ranks:

- 136 of 340 Facilities Nationally (Top Half)
- 44 of 112 Facilities in the Province (Top Half)
- 15 of 49 Facilities in the District (Top Half)

Facility Staff

Are there Enough Staff at the Facility?

Patient Responses: 20

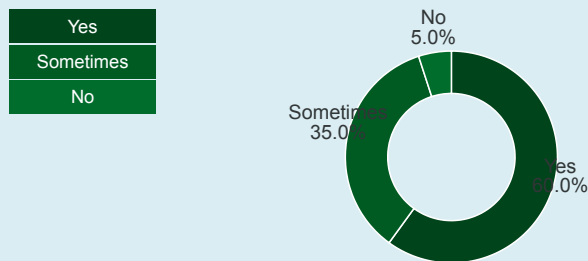


This ranks:

- 108 of 397 Facilities Nationally (Top Half)
- 51 of 118 Facilities in the Province (Top Half)
- 23 of 49 Facilities in the District (Top Half)

Are Staff Friendly and Professional?

Patient Responses: 20



Facility Manager: Does the Facility have Enough Staff?

Facility Responses: 1

No

Which Cadres are Understaffed?

- | | | |
|---|--|--|
| <input checked="" type="checkbox"/> Doctor | <input checked="" type="checkbox"/> Professional nurse | <input checked="" type="checkbox"/> Enrolled nurse |
| <input checked="" type="checkbox"/> Enrolled nurse assistant | <input checked="" type="checkbox"/> Pharmacist | <input checked="" type="checkbox"/> Assistant pharmacist |
| <input checked="" type="checkbox"/> Lab technician | <input checked="" type="checkbox"/> Lay counselors | <input checked="" type="checkbox"/> Linkage officers |
| <input checked="" type="checkbox"/> Adherence club facilitators | <input checked="" type="checkbox"/> Data capturer | <input checked="" type="checkbox"/> Security guard |
| <input checked="" type="checkbox"/> Cleaner | <input checked="" type="checkbox"/> General assistant | <input type="checkbox"/> No cadre is understaffed |
| <input type="checkbox"/> Don't know | <input type="checkbox"/> Prefer not to answer | |

Clinic Conditions and Patient Safety

What is the Condition of the Building?

Total Observations:1

Building condition was:

Good

<input type="checkbox"/> Broken furniture	<input type="checkbox"/> Broken windows or doors	<input type="checkbox"/> Broken roof or walls
<input type="checkbox"/> Other	<input type="checkbox"/> Don't know	

What is the Condition of the Toilets?

Total Observations:1

Toilet condition was:

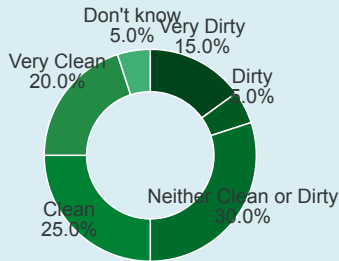
Bad

<input checked="" type="checkbox"/> No soap	<input type="checkbox"/> No water	<input checked="" type="checkbox"/> No toilet paper
<input type="checkbox"/> No light	<input checked="" type="checkbox"/> Dirty	<input type="checkbox"/> Blocked
<input type="checkbox"/> Broken	<input type="checkbox"/> Out of order	<input type="checkbox"/> Don't Know

How Clean is the Facility

Patient Responses: 20

Very Dirty
Dirty
Neither Clean or Dirty
Clean
Very Clean
Don't know



This ranks:

- 298 of 397 Facilities Nationally (Bottom Quarter)
- 97 of 118 Facilities in the Province (Bottom Quarter)
- 40 of 49 Facilities in the District (Bottom Quarter)

Facility Manager: Is there enough space in the facility to meet patient's needs?

Facility Responses:1

No, we require something additional

<input checked="" type="checkbox"/> Patients waiting space	<input checked="" type="checkbox"/> Rooms for medical care	<input checked="" type="checkbox"/> Private HIV counseling or testing
<input checked="" type="checkbox"/> Laboratory space	<input checked="" type="checkbox"/> Files	<input checked="" type="checkbox"/> Data capturers
<input checked="" type="checkbox"/> Adherence clubs	<input checked="" type="checkbox"/> Pharmacy	<input checked="" type="checkbox"/> Storage
<input type="checkbox"/> Other	<input type="checkbox"/> Don't know	<input type="checkbox"/> Prefer not to answer

Access to Medicines and Shortages/Stockouts

Patient Reports of Medicine Shortage(s)

Patient Responses: 4

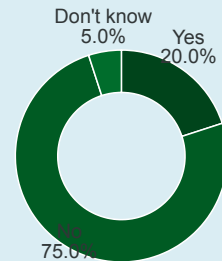
HIV medicine
Other medicines or tests
None of the above



Any Patients left without the Medicine due to Shortage

Patient Responses: 20

Yes
No
Don't know



Patient Reports of Medicine Shortage(s)

Patient Reports of Medicine Shortage(s)

<input type="checkbox"/> HIV medicine	<input type="checkbox"/> PrEP	<input type="checkbox"/> TB medicine
<input type="checkbox"/> Contraceptives	<input type="checkbox"/> Pregnancy Test	<input type="checkbox"/> Vaccines
<input type="checkbox"/> Bandages (or other dry stock)	<input checked="" type="checkbox"/> Other medicines or tests	<input type="checkbox"/> None of the above
<input type="checkbox"/> Don't know	<input type="checkbox"/> Prefer not to answer	

Contraception shortage(s)

<input type="checkbox"/> Condoms (male/external)	<input type="checkbox"/> Female/internal condoms	<input type="checkbox"/> Birth control pill
<input type="checkbox"/> Injection	<input type="checkbox"/> Implant	<input type="checkbox"/> IUD (interuterine device)
<input type="checkbox"/> Other	<input type="checkbox"/> Don't know	<input type="checkbox"/> Prefer not to answer

HIV medication shortage(s)

<input type="checkbox"/> First Line FDC	<input type="checkbox"/> DTG-Based First Line FDC	<input type="checkbox"/> Dumiva (ABC/3TC)
<input type="checkbox"/> Lamivudine (3TC)	<input type="checkbox"/> Emtricitabine (FTC)	<input type="checkbox"/> Abacavir (ABC)
<input type="checkbox"/> Zidovudine (AZT)	<input type="checkbox"/> Lobinavir/Ritonavir (LPV/r)	<input type="checkbox"/> Atazanavir/Ritonavir (ATV/r)
<input type="checkbox"/> Dolutegravir (DTG)	<input type="checkbox"/> Nevirapine (NVP)	<input type="checkbox"/> Other
<input type="checkbox"/> Don't Know	<input type="checkbox"/> Prefer not to answer	<input type="checkbox"/> EFV-Based First Line FDC

Facility Staff Reports of Medicine Shortage(s)

Facility Staff Reports of Medicine Shortage(s)

<input type="checkbox"/> HIV medicine	<input type="checkbox"/> PrEP	<input type="checkbox"/> TB medicine
<input checked="" type="checkbox"/> Contraceptives	<input type="checkbox"/> Pregnancy Test	<input type="checkbox"/> Vaccines
<input type="checkbox"/> Bandages (or other dry stock)	<input type="checkbox"/> Other medicines or diagnostic tests	<input type="checkbox"/> None of the above
<input type="checkbox"/> Don't know	<input type="checkbox"/> Prefer not to answer	

Facility Staff: Contraception Shortage(s)

<input type="checkbox"/> Condoms (male/external)	<input type="checkbox"/> Female/internal condoms	<input type="checkbox"/> Birth control pill
<input checked="" type="checkbox"/> Injection	<input type="checkbox"/> Implant	<input type="checkbox"/> IUD (interuterine device)
<input type="checkbox"/> Other	<input type="checkbox"/> Don't know	<input type="checkbox"/> Prefer not to answer

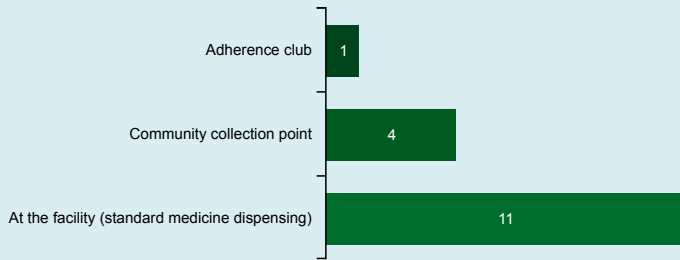
HIV medication shortage(s)

<input type="checkbox"/> First Line FDC	<input type="checkbox"/> DTG-Based First Line FDC	<input type="checkbox"/> Dumiva (ABC/3TC)
<input type="checkbox"/> Lamivudine (3TC)	<input type="checkbox"/> Emtricitabine (FTC)	<input type="checkbox"/> Abacavir (ABC)
<input type="checkbox"/> Zidovudine (AZT)	<input type="checkbox"/> Lobinavir/Ritonavir (LPV/r)	<input type="checkbox"/> Atazanavir/Ritonavir (ATV/r)
<input type="checkbox"/> Nevirapine (NVP)	<input type="checkbox"/> Other	<input type="checkbox"/> Don't Know
<input type="checkbox"/> Prefer not to answer	<input type="checkbox"/> EFV-Based First Line FDC	<input type="checkbox"/> Dolutegravir (DTG)

ARV Collection and Access

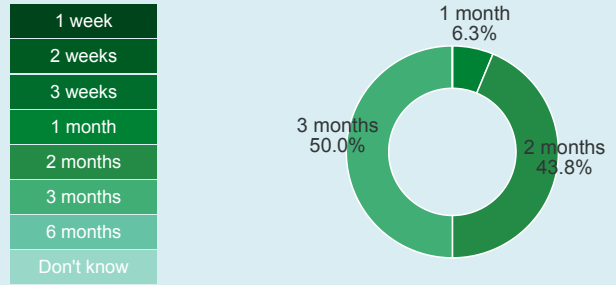
Where do you Collect ARVs?

Patient Responses: 16



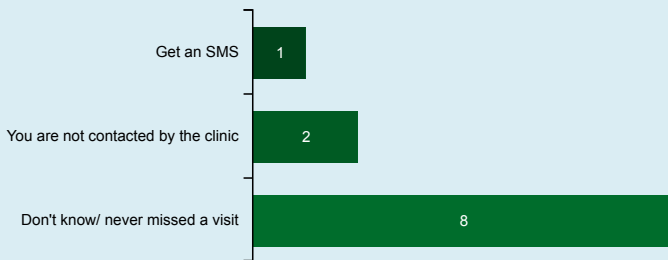
Length of HIV medicine refill?

Patient Responses: 16



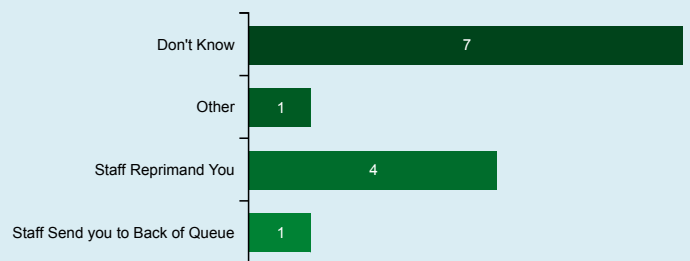
When Patients Miss a Visit to Collect ARVs:

Patient Responses: 11



When a patient misses a visit, what happens the next time the patients comes to collect ARVs?

Patient Responses: 13



Would Patients Like to Collect ARVs Closer to Home?

Patient Responses: 16

44% of patients say they would like to collect ARVs closer to home

This ranks:

- 51 of 397 Facilities Nationally (Top Quarter)
- 21 of 118 Facilities in the Province (Top Quarter)
- 11 of 49 Facilities in the District (Top Quarter)

Adherence Clubs

If Not in an Adherence Club Already, Are you Aware of Them at this Facility?

Patient Responses: 15

20% of patients are aware of facility adherence clubs

Does the Adherence Club make HIV medicine pick up faster?

Total Responses: 2

{0}% of patients say yes

Is there peer support from PLHIV in the club?

Total Responses: 2

{0}% of patients say yes

Does the Adherence Club provide information about the importance of taking your HIV medicine?

Total Responses: 2

{0}% of patients say yes

Adherence Club Staffing

Total Adherence Clubs at Facility:	46
• Facility-Based Clubs:	46
• Community-Based Clubs:	0
Number of Adherence Club Facilitators:	NA
Number of Adherence Club Nurses:	NA
Adherence Clubs per Facilitator:	NA

This ranks:

No Ranking Data Available

Topics Covered in the Adherence Club

No Data for this Indicator

Access to Viral Load Testing / Information

Do Patients Know Their Viral Load?

Patient Responses: 16

56% of patients know their viral load

This ranks:

- 302 of 397 Facilities Nationally (Bottom Quarter)
- 90 of 118 Facilities in the Province (Bottom Quarter)
- 40 of 49 Facilities in the District (Bottom Quarter)

Have Patients had a Viral Load Test in the Past Year?

Patient Responses: 16

100% of patients report having a viral load test

This ranks:

- 1 of 397 Facilities Nationally (Top Quarter)
- 1 of 118 Facilities in the Province (Top Quarter)
- 1 of 49 Facilities in the District (Top Quarter)

Did a Health Worker Explain the Viral Load Test Result?

Patient Responses: 16

69% of patients report viral load was explained

This ranks:

- 271 of 396 Facilities Nationally (Bottom Half)
- 84 of 118 Facilities in the Province (Bottom Half)
- 40 of 49 Facilities in the District (Bottom Quarter)

Treatment Literacy: Do Patients Understand Viral Load and their Health?

Patient Responses: 16

81% of patients understand an undetectable viral load means ARVs are working

This ranks:

- 200 of 397 Facilities Nationally (Bottom Half)
- 57 of 118 Facilities in the Province (Top Half)
- 19 of 49 Facilities in the District (Top Half)

Treatment Literacy: Do Patients Understand Viral Load and Transmission?

Patient Responses: 16

75% of patients understand an undetectable viral load means a person cannot transmit HIV

This ranks:

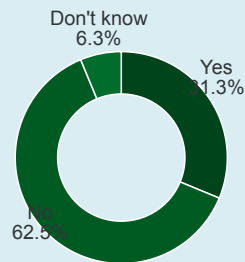
- 137 of 397 Facilities Nationally (Top Half)
- 44 of 118 Facilities in the Province (Top Half)
- 17 of 49 Facilities in the District (Top Half)

Confidentiality and Privacy

Have Patients been Asked to Participate in Index Testing?

Patient Responses: 16

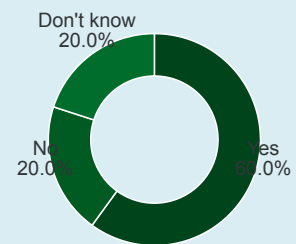
Yes
No



Did a Health Worker Tell You You can Refuse to Participate in Index Testing?

Patient Responses: 5

Yes
No



This ranks:

- 239 of 388 Facilities Nationally (Bottom Half)
- 72 of 117 Facilities in the Province (Bottom Half)
- 26 of 49 Facilities in the District (Bottom Half)

Do Patients Feel this Facility Keep People's HIV Status Confidential and Private?

Patient Responses: 16

69% of patients think the facility keeps people's HIV status confidential and private

This ranks:

- 330 of 397 Facilities Nationally (Bottom Quarter)
- 101 of 118 Facilities in the Province (Bottom Quarter)
- 46 of 49 Facilities in the District (Bottom Quarter)

Psycho-Social Support for PLHIV

Is Psycho-Social Counseling Available for PLHIV?

Patient Responses: 16

69% of patients report counseling is available

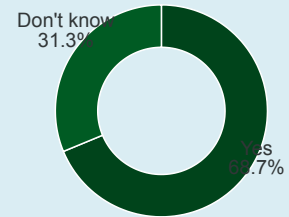
This ranks:

- 249 of 397 Facilities Nationally (Bottom Half)
- 65 of 118 Facilities in the Province (Bottom Half)
- 18 of 49 Facilities in the District (Top Half)

Is Psycho-Social Counseling Available for PLHIV?

Patient Responses: 16

Yes
Don't know



PrEP and DTG-Related Contraceptive Access

What patients are offered PrEP? Select all that apply

No Data for this Indicator

Are Women Who are On or Switching to Dolutegravir-Based Regimens Offered Contraception?

Facility Responses: 1

Yes

COVID-19 Disruptions

Is the clinic currently open during the COVID-19 crisis?

Yes the clinic is open, and patients can enter the facility

Is the clinic faced with any of the following issues because of the COVID-19 crisis?

- | | | |
|---|--|---|
| <input checked="" type="checkbox"/> There is no physical distancing inside the clinic grounds | <input type="checkbox"/> There is no physical distancing outside the gates of the clinic | <input type="checkbox"/> There is no access to soap and water |
| <input type="checkbox"/> There is no access to hand sanitiser | <input type="checkbox"/> Health workers are not wearing masks | <input type="checkbox"/> Health workers are not wearing masks properly |
| <input type="checkbox"/> Chronic patients are not entering the facility — they wait for medicines outside the gates | <input type="checkbox"/> The facility is not screening people for COVID-19 symptoms | <input type="checkbox"/> Clinical staff in the facility do not have enough PPE (masks, sanitiser) |
| <input type="checkbox"/> Non-clinical staff in the facility do not have enough PPE (masks, sanitiser) | <input type="checkbox"/> CHWs/CCGs do not have enough PPE (masks, sanitiser) | <input type="checkbox"/> Other |
| <input type="checkbox"/> None of the above | <input type="checkbox"/> There is no access to hand sanitiser | |

Have you had any of the following issues getting healthcare because of the COVID-19 crisis?

- | | | |
|---|--|---|
| <input type="checkbox"/> I couldn't get transportation to the clinic when I needed it | <input checked="" type="checkbox"/> The clinic wasn't open when I needed it | <input type="checkbox"/> The clinic didn't have the medicine that I needed |
| <input checked="" type="checkbox"/> The queue at the clinic was longer than usual | <input checked="" type="checkbox"/> There were less staff working than usual | <input type="checkbox"/> The clinic not providing the service I needed |
| <input type="checkbox"/> There is no physical distancing at the clinic putting me at risk of getting COVID-19 | <input type="checkbox"/> There is no access to soap and water at the clinic | <input type="checkbox"/> There is no access to hand sanitiser at the clinic |
| <input checked="" type="checkbox"/> Other | <input checked="" type="checkbox"/> None of the above | |

Facility Manager: Have you had any of the following issues at your clinic because of the COVID-19 crisis?

- | | | |
|--|---|--|
| <input type="checkbox"/> We are experiencing more stockouts or shortages of medicines that usual | <input type="checkbox"/> We are experiencing more shortages of personal protective equipment for staff than usual | <input type="checkbox"/> We can only serve patients at the gate—patients do not enter the facility |
| <input type="checkbox"/> We have more restricted hours of operation than usual | <input type="checkbox"/> We have higher patient wait times than usual | <input type="checkbox"/> We are operating with fewer staff than usual |
| <input type="checkbox"/> The clinic has been completely closed for a period of time | <input type="checkbox"/> We can serve less patients than usual | <input checked="" type="checkbox"/> None of the above |
| <input type="checkbox"/> Other | | |

TB Infection Control

Details Green = 0 No Yellow = 1-2 No Red = 2+ No Clinic Result: **YELLOW**

Enough room in the waiting area?

Most recent observation: **No**

Of 435 Facility Observations:

- Yes: 208
- No: 227

Time Patients Spend at the Facility?

Amount of time spent: (pass requires less than 1:15). **No: 5:22**

This ranks:

- 258 of 394 Facilities Nationally (Bottom Half)
- 81 of 118 Facilities in the Province (Bottom Half)
- 37 of 49 Facilities in the District (Bottom Quarter)

Were the Facility Windows Open?

Most recent observation: **Yes**

Of 435 Facility Observations:

- Yes: 400
- No: 35

Are people being asked for TB symptoms?

80% of patients report: Yes **Yes**

This ranks:

- 74 of 397 Facilities Nationally (Top Quarter)
- 14 of 118 Facilities in the Province (Top Quarter)
- 9 of 49 Facilities in the District (Top Quarter)

Are people who are coughing in a separate room?

50% of patients report: Yes **Yes**

This ranks:

- 112 of 397 Facilities Nationally (Top Half)
- 43 of 118 Facilities in the Province (Top Half)
- 25 of 49 Facilities in the District (Bottom Half)

Are there posters telling patient to cover mouth when coughing/sneezing?

Most recent observation: **Yes**

Of 435 Facility Observations:

- Yes: 379
- No: 56