

## Facility Hours and Waiting Times

### Facility is Open 24 Hours

**No**

Open Time M-F:	7:30
Open Time Sat:	8:00
Average stop time:	15:11

NDoH May 2019 Circular: "Facilities must be open from 5.00 - 19.00, as well as 8.00 - 16.00 on Saturdays."

### Time Patients Spend at the Facility?

Patient Responses: 18

Amount of time spent: **3:44**

This ranks:

- 74 of 394 Facilities Nationally (Top Quarter)
- 21 of 118 Facilities in the Province (Top Quarter)
- 8 of 39 Facilities in the District (Top Quarter)

### Earliest Patient Arrival Time

Patient Responses: 16

Earliest arrival time **5:58**


This ranks:

- 74 of 397 Facilities Nationally (Top Quarter)
- 18 of 118 Facilities in the Province (Top Quarter)
- 9 of 39 Facilities in the District (Top Quarter)

### Are the Queues at the Facility Long?

Patient Responses: 18

**33%** of patients report long queues

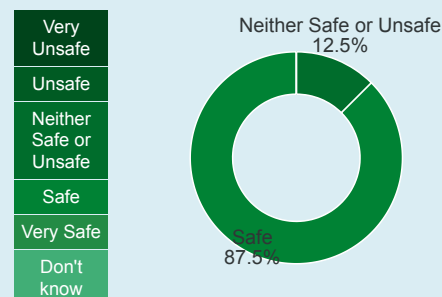


### Please specify the other reasons why the queues are long

they have their meeting during working hours

### How Safe is the Facility to Wait Before it Opens?

Patient Responses: 8



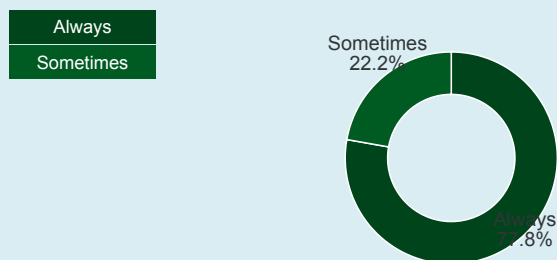
This ranks:

- 75 of 340 Facilities Nationally (Top Quarter)
- 20 of 112 Facilities in the Province (Top Quarter)
- 8 of 34 Facilities in the District (Top Quarter)

## Facility Staff

### Are there Enough Staff at the Facility?

Patient Responses: 18

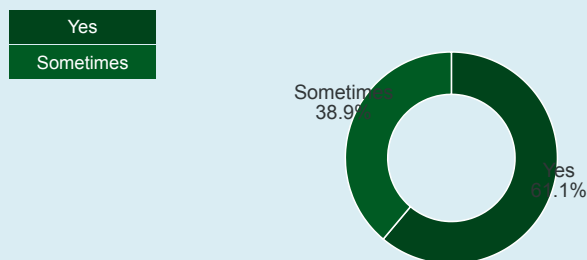


This ranks:

- 17 of 397 Facilities Nationally (Top Quarter)
- 6 of 118 Facilities in the Province (Top Quarter)
- 3 of 39 Facilities in the District (Top Quarter)

### Are Staff Friendly and Professional?

Patient Responses: 18



### Facility Manager: Does the Facility have Enough Staff?

Facility Responses: 1

**Yes**

### Which Cadres are Understaffed?

No Data for this Indicator

## Clinic Conditions and Patient Safety

### What is the Condition of the Building?

Total Observations:1

Building condition was:

**Good**

<input type="checkbox"/> Broken furniture	<input type="checkbox"/> Broken windows or doors	<input type="checkbox"/> Broken roof or walls
<input type="checkbox"/> Other	<input type="checkbox"/> Don't know	

### What is the Condition of the Toilets?

Total Observations:1

Toilet condition was:

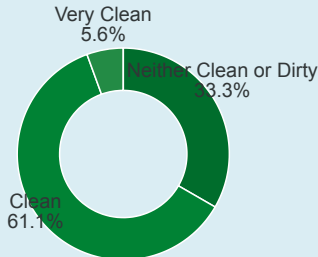
**Good**

<input type="checkbox"/> No soap	<input type="checkbox"/> No water	<input type="checkbox"/> No toilet paper
<input type="checkbox"/> No light	<input type="checkbox"/> Dirty	<input type="checkbox"/> Blocked
<input type="checkbox"/> Broken	<input type="checkbox"/> Out of order	<input type="checkbox"/> Don't Know

### How Clean is the Facility

Patient Responses: 18

Very Dirty
Dirty
Neither Clean or Dirty
Clean
Very Clean
Don't know



This ranks:

- 235 of 397 Facilities Nationally (Bottom Half)
- 76 of 118 Facilities in the Province (Bottom Half)
- 27 of 39 Facilities in the District (Bottom Half)

### Facility Manager: Is there enough space in the facility to meet patient's needs?

Facility Responses:1

**Yes enough space**

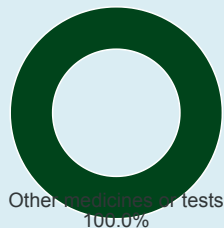
<input type="checkbox"/> Patients waiting space	<input type="checkbox"/> Rooms for medical care	<input type="checkbox"/> Private HIV counseling or testing
<input type="checkbox"/> Laboratory space	<input type="checkbox"/> Files	<input type="checkbox"/> Data capturers
<input type="checkbox"/> Adherence clubs	<input type="checkbox"/> Pharmacy	<input type="checkbox"/> Storage
<input type="checkbox"/> Other	<input type="checkbox"/> Don't know	<input type="checkbox"/> Prefer not to answer

## Access to Medicines and Shortages/Stockouts

### Patient Reports of Medicine Shortage(s)

Patient Responses: 1

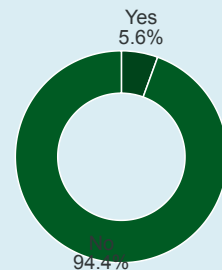
HIV medicine
PrEP
TB medicine
Contraceptives
Vaccines
Bandages (or other dry stock)



### Any Patients left without the Medicine due to Shortage

Patient Responses: 18

Yes
No



### Patient Reports of Medicine Shortage(s)

#### Patient Reports of Medicine Shortage(s)

<input type="checkbox"/> HIV medicine	<input type="checkbox"/> PrEP	<input type="checkbox"/> TB medicine
<input type="checkbox"/> Contraceptives	<input type="checkbox"/> Pregnancy Test	<input type="checkbox"/> Vaccines
<input type="checkbox"/> Bandages (or other dry stock)	<input checked="" type="checkbox"/> Other medicines or tests	<input type="checkbox"/> None of the above
<input type="checkbox"/> Don't know	<input type="checkbox"/> Prefer not to answer	

#### Contraception shortage(s)

<input type="checkbox"/> Condoms (male/external)	<input type="checkbox"/> Female/internal condoms	<input type="checkbox"/> Birth control pill
<input type="checkbox"/> Injection	<input type="checkbox"/> Implant	<input type="checkbox"/> IUD (interuterine device)
<input type="checkbox"/> Other	<input type="checkbox"/> Don't know	<input type="checkbox"/> Prefer not to answer

#### HIV medication shortage(s)

<input type="checkbox"/> First Line FDC	<input type="checkbox"/> DTG-Based First Line FDC	<input type="checkbox"/> Dumiva (ABC/3TC)
<input type="checkbox"/> Lamivudine (3TC)	<input type="checkbox"/> Emtricitabine (FTC)	<input type="checkbox"/> Abacavir (ABC)
<input type="checkbox"/> Zidovudine (AZT)	<input type="checkbox"/> Lobinavir/Ritonavir (LPV/r)	<input type="checkbox"/> Atazanavir/Ritonavir (ATV/r)
<input type="checkbox"/> Dolutegravir (DTG)	<input type="checkbox"/> Nevirapine (NVP)	<input type="checkbox"/> Other
<input type="checkbox"/> Don't Know	<input type="checkbox"/> Prefer not to answer	<input type="checkbox"/> EFV-Based First Line FDC

### Facility Staff Reports of Medicine Shortage(s)

#### Facility Staff Reports of Medicine Shortage(s)

<input checked="" type="checkbox"/> HIV medicine	<input type="checkbox"/> PrEP	<input checked="" type="checkbox"/> TB medicine
<input checked="" type="checkbox"/> Contraceptives	<input type="checkbox"/> Pregnancy Test	<input type="checkbox"/> Vaccines
<input type="checkbox"/> Bandages (or other dry stock)	<input checked="" type="checkbox"/> Other medicines or diagnostic tests	<input type="checkbox"/> None of the above
<input type="checkbox"/> Don't know	<input type="checkbox"/> Prefer not to answer	

#### Facility Staff: Contraception Shortage(s)

<input type="checkbox"/> Condoms (male/external)	<input type="checkbox"/> Female/internal condoms	<input checked="" type="checkbox"/> Birth control pill
<input type="checkbox"/> Injection	<input type="checkbox"/> Implant	<input type="checkbox"/> IUD (interuterine device)
<input type="checkbox"/> Other	<input type="checkbox"/> Don't know	<input type="checkbox"/> Prefer not to answer

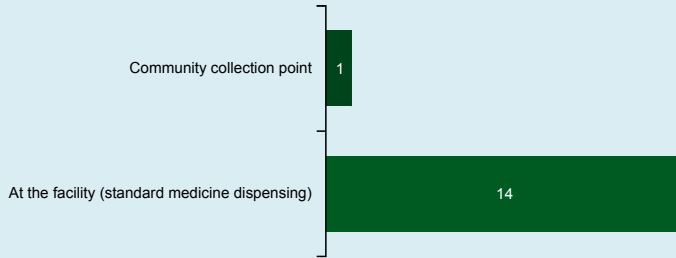
#### HIV medication shortage(s)

<input type="checkbox"/> First Line FDC	<input type="checkbox"/> DTG-Based First Line FDC	<input type="checkbox"/> Dumiva (ABC/3TC)
<input type="checkbox"/> Lamivudine (3TC)	<input type="checkbox"/> Emtricitabine (FTC)	<input type="checkbox"/> Abacavir (ABC)
<input type="checkbox"/> Zidovudine (AZT)	<input type="checkbox"/> Lobinavir/Ritonavir (LPV/r)	<input type="checkbox"/> Atazanavir/Ritonavir (ATV/r)
<input type="checkbox"/> Nevirapine (NVP)	<input checked="" type="checkbox"/> Other	<input type="checkbox"/> Don't Know
<input type="checkbox"/> Prefer not to answer	<input type="checkbox"/> EFV-Based First Line FDC	<input type="checkbox"/> Dolutegravir (DTG)

## ARV Collection and Access

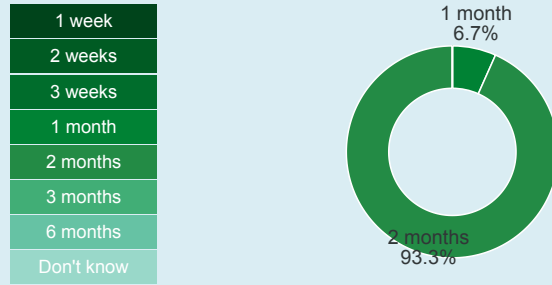
### Where do you Collect ARVs?

Patient Responses: 15



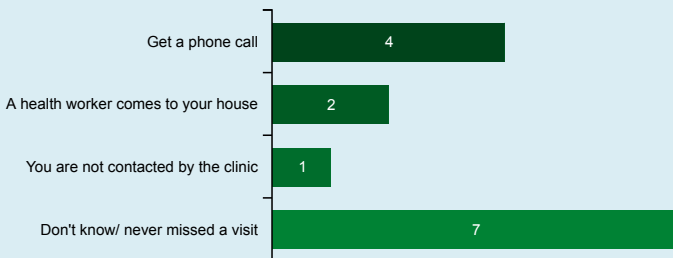
### Length of HIV medicine refill?

Patient Responses: 15



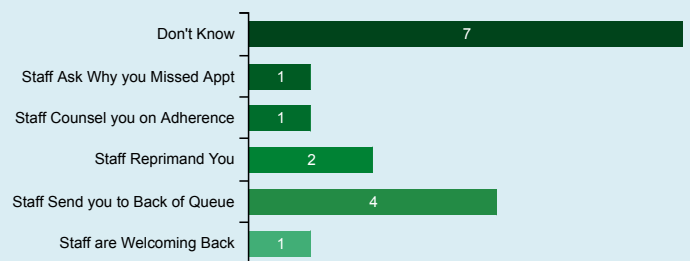
### When Patients Miss a Visit to Collect ARVs:

Patient Responses: 14



### When a patient misses a visit, what happens the next time the patients comes to collect ARVs?

Patient Responses: 16



### Would Patients Like to Collect ARVs Closer to Home?

Patient Responses: 15

**60%** of patients say they would like to collect ARVs closer to home

This ranks:

- 99 of 397 Facilities Nationally (Top Quarter)
- 43 of 118 Facilities in the Province (Top Half)
- 17 of 39 Facilities in the District (Top Half)

## Adherence Clubs

### If Not in an Adherence Club Already, Are you Aware of Them at this Facility?

Patient Responses: 15

**20%** of patients are aware of facility adherence clubs

### Does the Adherence Club make HIV medicine pick up faster?

No Data for this Indicator

### Is there peer support from PLHIV in the club?

No Data for this Indicator

### Does the Adherence Club provide information about the importance of taking your HIV medicine?

No Data for this Indicator

### Adherence Club Staffing

Total Adherence Clubs at Facility:	1
• Facility-Based Clubs:	0
• Community-Based Clubs:	1
Number of Adherence Club Facilitators:	NA
Number of Adherence Club Nurses:	2
Adherence Clubs per Facilitator:	NA

This ranks:

No Ranking Data Available

### Topics Covered in the Adherence Club

<input checked="" type="checkbox"/> Side effects of medicines	<input checked="" type="checkbox"/> Why patients should adhere to their ARVs	<input type="checkbox"/> Different medicine options, such as new drugs (ex. Doloutegravir)
<input type="checkbox"/> Other	<input type="checkbox"/> None	<input type="checkbox"/> Don't know
<input type="checkbox"/> Prefer not to answer		

## Access to Viral Load Testing / Information

### Do Patients Know Their Viral Load?

Patient Responses: 15

**93%** of patients know their viral load

This ranks:

- 104 of 397 Facilities Nationally (Top Half)
- 14 of 118 Facilities in the Province (Top Quarter)
- 5 of 39 Facilities in the District (Top Quarter)

### Have Patients had a Viral Load Test in the Past Year?

Patient Responses: 15

**100%** of patients report having a viral load test

This ranks:

- 1 of 397 Facilities Nationally (Top Quarter)
- 1 of 118 Facilities in the Province (Top Quarter)
- 1 of 39 Facilities in the District (Top Quarter)

### Did a Health Worker Explain the Viral Load Test Result?

Patient Responses: 15

**100%** of patients report viral load was explained

This ranks:

- 1 of 396 Facilities Nationally (Top Quarter)
- 1 of 118 Facilities in the Province (Top Quarter)
- 1 of 39 Facilities in the District (Top Quarter)

### Treatment Literacy: Do Patients Understand Viral Load and their Health?

Patient Responses: 15

**87%** of patients understand an undetectable viral load means ARVs are working

This ranks:

- 161 of 397 Facilities Nationally (Top Half)
- 41 of 118 Facilities in the Province (Top Half)
- 14 of 39 Facilities in the District (Top Half)

### Treatment Literacy: Do Patients Understand Viral Load and Transmission?

Patient Responses: 15

**73%** of patients understand an undetectable viral load means a person cannot transmit HIV

This ranks:

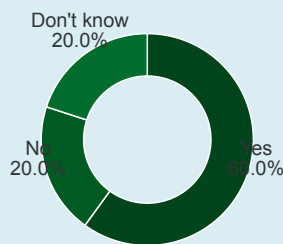
- 143 of 397 Facilities Nationally (Top Half)
- 46 of 118 Facilities in the Province (Top Half)
- 12 of 39 Facilities in the District (Top Half)

## Confidentiality and Privacy

### Have Patients been Asked to Participate in Index Testing?

Patient Responses: 15

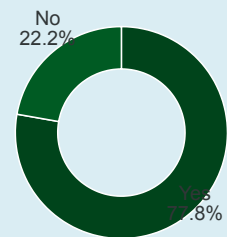
Yes
No
Don't know



### Did a Health Worker Tell You You can Refuse to Participate in Index Testing?

Patient Responses: 9

Yes
No



This ranks:

- 185 of 388 Facilities Nationally (Top Half)
- 48 of 117 Facilities in the Province (Top Half)
- 21 of 38 Facilities in the District (Bottom Half)

### Do Patients Feel this Facility Keep People's HIV Status Confidential and Private?

Patient Responses: 15

**93%** of patients think the facility keeps people's HIV status confidential and private

This ranks:

- 194 of 397 Facilities Nationally (Top Half)
- 52 of 118 Facilities in the Province (Top Half)
- 16 of 39 Facilities in the District (Top Half)

## Psycho-Social Support for PLHIV

**Is Psycho-Social Counseling Available for PLHIV?**

Patient Responses: 15

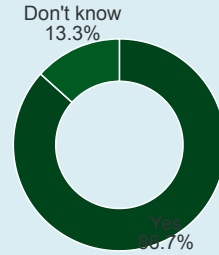
**87%** of patients report counseling is available

This ranks:

- 158 of 397 Facilities Nationally (Top Half)
- 23 of 118 Facilities in the Province (Top Quarter)
- 12 of 39 Facilities in the District (Top Half)

**Is Psycho-Social Counseling Available for PLHIV?**

Patient Responses: 15



## PrEP and DTG-Related Contraceptive Access

**What patients are offered PrEP? Select all that apply**

<input checked="" type="checkbox"/> Adolescent girls/young women	<input checked="" type="checkbox"/> All women	<input checked="" type="checkbox"/> Men who have sex with men
<input checked="" type="checkbox"/> Sex workers	<input checked="" type="checkbox"/> People who inject drugs	<input checked="" type="checkbox"/> Anyone who is sexually active
<input type="checkbox"/> Other	<input type="checkbox"/> Don't know	<input type="checkbox"/> Prefer not to answer

**Are Women Who are On or Switching to Dolutegravir-Based Regimens Offered Contraception?**

Facility Responses: 1

**Yes**

## COVID-19 Disruptions

**Is the clinic currently open during the COVID-19 crisis?**

Yes the clinic is open, and patients can enter the facility

**Is the clinic faced with any of the following issues because of the COVID-19 crisis?**

<input type="checkbox"/> There is no physical distancing inside the clinic grounds	<input type="checkbox"/> There is no physical distancing outside the gates of the clinic	<input type="checkbox"/> There is no access to soap and water
<input type="checkbox"/> There is no access to hand sanitiser	<input type="checkbox"/> Health workers are not wearing masks	<input type="checkbox"/> Health workers are not wearing masks properly
<input type="checkbox"/> Chronic patients are not entering the facility — they wait for medicines outside the gates	<input type="checkbox"/> The facility is not screening people for COVID-19 symptoms	<input type="checkbox"/> Clinical staff in the facility do not have enough PPE (masks, sanitiser)
<input type="checkbox"/> Non-clinical staff in the facility do not have enough PPE (masks, sanitiser)	<input type="checkbox"/> CHWs/CCGs do not have enough PPE (masks, sanitiser)	<input type="checkbox"/> Other
<input checked="" type="checkbox"/> None of the above	<input type="checkbox"/> There is no access to hand sanitiser	

**Have you had any of the following issues getting healthcare because of the COVID-19 crisis?**

<input checked="" type="checkbox"/> I couldn't get transportation to the clinic when I needed it	<input type="checkbox"/> The clinic wasn't open when I needed it	<input checked="" type="checkbox"/> The clinic didn't have the medicine that I needed
<input checked="" type="checkbox"/> The queue at the clinic was longer than usual	<input type="checkbox"/> There were less staff working than usual	<input type="checkbox"/> The clinic not providing the service I needed
<input type="checkbox"/> There is no physical distancing at the clinic putting me at risk of getting COVID-19	<input type="checkbox"/> There is no access to soap and water at the clinic	<input type="checkbox"/> There is no access to hand sanitiser at the clinic
<input type="checkbox"/> Other	<input checked="" type="checkbox"/> None of the above	

**Facility Manager: Have you had any of the following issues at your clinic because of the COVID-19 crisis?**

<input type="checkbox"/> We are experiencing more stockouts or shortages of medicines that usual	<input type="checkbox"/> We are experiencing more shortages of personal protective equipment for staff than usual	<input type="checkbox"/> We can only serve patients at the gate—patients do not enter the facility
<input type="checkbox"/> We have more restricted hours of operation than usual	<input type="checkbox"/> We have higher patient wait times than usual	<input type="checkbox"/> We are operating with fewer staff than usual
<input type="checkbox"/> The clinic has been completely closed for a period of time	<input type="checkbox"/> We can serve less patients than usual	<input checked="" type="checkbox"/> None of the above
<input type="checkbox"/> Other		

## TB Infection Control

Details      Green = 0 No      Yellow = 1-2 No      Red = 2+ No      Clinic Result: **RED**

**Enough room in the waiting area?**

Most recent observation:

**Yes**

Of 435 Facility Observations:

- Yes: 208
- No: 227

**Time Patients Spend at the Facility?**

Amount of time spent: (pass requires less than 1:15).

**No: 3:44**

This ranks:

- 74 of 394 Facilities Nationally (Top Quarter)
- 21 of 118 Facilities in the Province (Top Quarter)
- 8 of 39 Facilities in the District (Top Quarter)

**Were the Facility Windows Open?**

Most recent observation:

**Yes**

Of 435 Facility Observations:

- Yes: 400
- No: 35

**Are people being asked for TB symptoms?**

22% of patients report: Yes

**No**

This ranks:

- 302 of 397 Facilities Nationally (Bottom Quarter)
- 106 of 118 Facilities in the Province (Bottom Quarter)
- 31 of 39 Facilities in the District (Bottom Quarter)

**Are people who are coughing in a separate room?**

0% of patients report: Yes

**No**

This ranks:

- 336 of 397 Facilities Nationally (Bottom Quarter)
- 112 of 118 Facilities in the Province (Bottom Quarter)
- 35 of 39 Facilities in the District (Bottom Quarter)

**Are there posters telling patient to cover mouth when coughing/sneezing?**

Most recent observation:

**Yes**

Of 435 Facility Observations:

- Yes: 379
- No: 56