

## Facility Hours and Waiting Times

### Facility is Open 24 Hours

**No**

Open Time M-F:	7:00
Open Time Sat:	NA
Average stop time:	15:55

NDoH May 2019 Circular: "Facilities must be open from 5.00 - 19.00, as well as 8.00 - 16.00 on Saturdays."

### Time Patients Spend at the Facility?

Patient Responses: 23

Amount of time spent: **6:19**

This ranks:

- 306 of 355 Facilities Nationally (Bottom Quarter)
- 25 of 37 Facilities in the Province (Bottom Half)
- 6 of 13 Facilities in the District (Top Half)

### Earliest Patient Arrival Time

Patient Responses: 25

Earliest arrival time **5:45**

This ranks:

- 125 of 357 Facilities Nationally (Top Half)
- 13 of 37 Facilities in the Province (Top Half)
- 4 of 13 Facilities in the District (Top Half)

### Are the Queues at the Facility Long?

Patient Responses: 25

**82%** of patients report long queues

There is not enough staff	11
Staff take long breaks ( for tea, lunch etc.)	13
There are too many patients to serve	8
It takes too long to find files, the filing system is messy, files are lost	10

### Please specify the other reasons why the queues are long

No Data for this Indicator

### How Safe is the Facility to Wait Before it Opens?

Patient Responses: 13

This ranks:

- 212 of 293 Facilities Nationally (Bottom Half)
- 19 of 33 Facilities in the Province (Bottom Half)
- 7 of 12 Facilities in the District (Bottom Half)

## Facility Staff

### Are there Enough Staff at the Facility?

Patient Responses: 25

This ranks:

- 304 of 357 Facilities Nationally (Bottom Quarter)
- 31 of 37 Facilities in the Province (Bottom Quarter)
- 11 of 13 Facilities in the District (Bottom Quarter)

### Are Staff Friendly and Professional?

Patient Responses: 25

### Facility Manager: Does the Facility have Enough Staff?

No Data for this Indicator

### Which Cadres are Understaffed?

No Data for this Indicator

## Clinic Conditions and Patient Safety

### What is the Condition of the Building?

Total Observations: 1

Building condition was:

**Good**

<input type="checkbox"/> Broken furniture	<input type="checkbox"/> Broken windows or doors	<input type="checkbox"/> Broken roof or walls
<input type="checkbox"/> Other	<input type="checkbox"/> Don't know	

### What is the Condition of the Toilets?

Total Observations: 1

Toilet condition was:

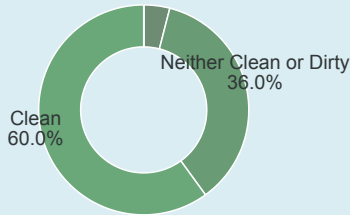
**Bad**

<input type="checkbox"/> No soap	<input type="checkbox"/> No water	<input type="checkbox"/> No toilet paper
<input type="checkbox"/> No light	<input checked="" type="checkbox"/> Dirty	<input type="checkbox"/> Blocked
<input type="checkbox"/> Broken	<input type="checkbox"/> Out of order	<input type="checkbox"/> Don't Know

### How Clean is the Facility

Patient Responses: 25

Very Dirty
Dirty
Neither Clean or Dirty
Clean
Very Clean
Don't know



This ranks:

- 271 of 357 Facilities Nationally (Bottom Quarter)
- 28 of 37 Facilities in the Province (Bottom Quarter)
- 11 of 13 Facilities in the District (Bottom Quarter)

### Facility Manager: Is there enough space in the facility to meet patient's needs?

No Data for this Indicator

## Access to Medicines and Shortages/Stockouts

### Patient Reports of Medicine Shortage(s)

Patient Responses: 4

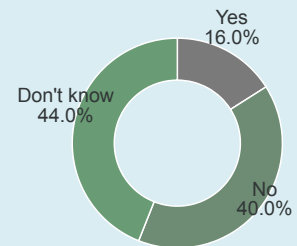
Contraceptives
Other medicines or tests



### Any Patients left without the Medicine due to Shortage

Patient Responses: 25

Yes
No



### Patient Reports of Medicine Shortage(s)

#### Patient Reports of Medicine Shortage(s)

<input type="checkbox"/> HIV medicine	<input type="checkbox"/> PrEP	<input type="checkbox"/> TB medicine
<input checked="" type="checkbox"/> Contraceptives	<input type="checkbox"/> Pregnancy Test	<input type="checkbox"/> Vaccines
<input type="checkbox"/> Bandages (or other dry stock)	<input type="checkbox"/> Other medicines or tests	<input type="checkbox"/> None of the above
<input type="checkbox"/> Don't know	<input type="checkbox"/> Prefer not to answer	

#### Contraception shortage(s)

<input type="checkbox"/> Condoms (male/external)	<input type="checkbox"/> Female/internal condoms	<input type="checkbox"/> Birth control pill
<input checked="" type="checkbox"/> Injection	<input checked="" type="checkbox"/> Implant	<input type="checkbox"/> IUD (interuterine device)
<input type="checkbox"/> Other	<input type="checkbox"/> Don't know	<input type="checkbox"/> Prefer not to answer

#### HIV medication shortage(s)

<input type="checkbox"/> First Line FDC	<input type="checkbox"/> DTG-Based First Line FDC	<input type="checkbox"/> Dumiva (ABC/3TC)
<input type="checkbox"/> Lamivudine (3TC)	<input type="checkbox"/> Emtricitabine (FTC)	<input type="checkbox"/> Abacavir (ABC)
<input type="checkbox"/> Zidovudine (AZT)	<input type="checkbox"/> Lobinavir/Ritonavir (LPV/r)	<input type="checkbox"/> Atazanavir/Ritonavir (ATV/r)
<input type="checkbox"/> Dolutegravir (DTG)	<input type="checkbox"/> Nevirapine (NVP)	<input type="checkbox"/> Other
<input type="checkbox"/> Don't Know	<input type="checkbox"/> Prefer not to answer	<input type="checkbox"/> EFV-Based First Line FDC

### Facility Staff Reports of Medicine Shortage(s)

#### Facility Staff Reports of Medicine Shortage(s)

<input type="checkbox"/> HIV medicine	<input type="checkbox"/> PrEP	<input type="checkbox"/> TB medicine
<input type="checkbox"/> Contraceptives	<input type="checkbox"/> Pregnancy Test	<input type="checkbox"/> Vaccines
<input type="checkbox"/> Bandages (or other dry stock)	<input type="checkbox"/> Other medicines or diagnostic tests	<input type="checkbox"/> None of the above
<input type="checkbox"/> Don't know	<input type="checkbox"/> Prefer not to answer	

#### Facility Staff: Contraception Shortage(s)

<input type="checkbox"/> Condoms (male/external)	<input type="checkbox"/> Female/internal condoms	<input type="checkbox"/> Birth control pill
<input type="checkbox"/> Injection	<input type="checkbox"/> Implant	<input type="checkbox"/> IUD (interuterine device)
<input type="checkbox"/> Other	<input type="checkbox"/> Don't know	<input type="checkbox"/> Prefer not to answer

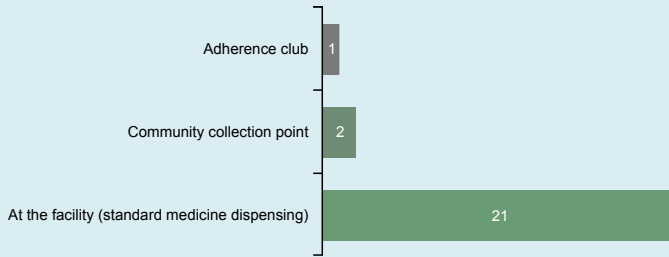
#### HIV medication shortage(s)

<input type="checkbox"/> First Line FDC	<input type="checkbox"/> DTG-Based First Line FDC	<input type="checkbox"/> Dumiva (ABC/3TC)
<input type="checkbox"/> Lamivudine (3TC)	<input type="checkbox"/> Emtricitabine (FTC)	<input type="checkbox"/> Abacavir (ABC)
<input type="checkbox"/> Zidovudine (AZT)	<input type="checkbox"/> Lobinavir/Ritonavir (LPV/r)	<input type="checkbox"/> Atazanavir/Ritonavir (ATV/r)
<input type="checkbox"/> Nevirapine (NVP)	<input type="checkbox"/> Other	<input type="checkbox"/> Don't Know
<input type="checkbox"/> Prefer not to answer	<input type="checkbox"/> EFV-Based First Line FDC	<input type="checkbox"/> Dolutegravir (DTG)

## ARV Collection and Access

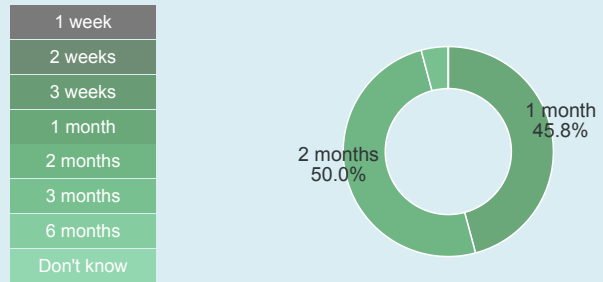
### Where do you Collect ARVs?

Patient Responses: 24



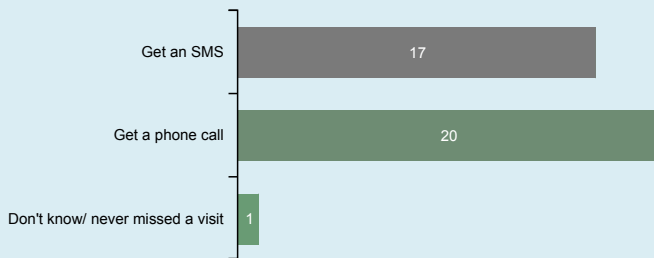
### Length of HIV medicine refill?

Patient Responses: 24



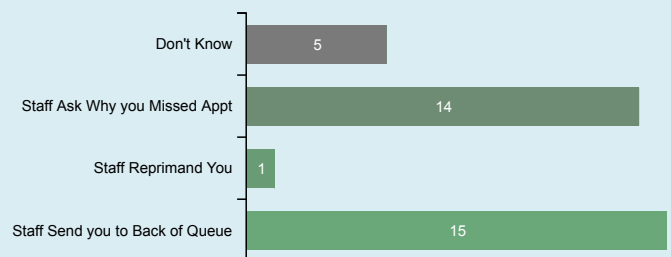
### When Patients Miss a Visit to Collect ARVs:

Patient Responses: 38



### When a patient misses a visit, what happens the next time the patients comes to collect ARVs?

Patient Responses: 35



### Would Patients Like to Collect ARVs Closer to Home?

Patient Responses: 24

**42%** of patients say they would like to collect ARVs closer to home

This ranks:

- 140 of 355 Facilities Nationally (Top Half)
- 5 of 37 Facilities in the Province (Top Quarter)
- 3 of 13 Facilities in the District (Top Quarter)

## Adherence Clubs

### If Not in an Adherence Club Already, Are you Aware of Them at this Facility?

Patient Responses: 23

**17%** of patients are aware of facility adherence clubs

### Does the Adherence Club make HIV medicine pick up faster?

Total Responses: 1

**100%** of patients say yes

### Is there peer support from PLHIV in the club?

Total Responses: 1

**100%** of patients say yes

### Does the Adherence Club provide information about the importance of taking your HIV medicine?

Total Responses: 1

**0%** of patients say yes

### Adherence Club Staffing

No Data for this Indicator

### Topics Covered in the Adherence Club

No Data for this Indicator

## Access to Viral Load Testing / Information

### Do Patients Know Their Viral Load?

Patient Responses: 24

**74%** of patients know their viral load

This ranks:

- 261 of 355 Facilities Nationally (Bottom Half)
- 19 of 37 Facilities in the Province (Bottom Half)
- 5 of 13 Facilities in the District (Top Half)

### Have Patients had a Viral Load Test in the Past Year?

Patient Responses: 24

**86%** of patients report having a viral load test

This ranks:

- 320 of 355 Facilities Nationally (Bottom Quarter)
- 28 of 37 Facilities in the Province (Bottom Quarter)
- 10 of 13 Facilities in the District (Bottom Quarter)

### Did a Health Worker Explain the Viral Load Test Result?

Patient Responses: 18

**100%** of patients report viral load was explained

This ranks:

- 1 of 353 Facilities Nationally (Top Quarter)
- 1 of 36 Facilities in the Province (Top Quarter)
- 1 of 12 Facilities in the District (Top Quarter)

### Treatment Literacy: Do Patients Understand Viral Load and their Health?

Patient Responses: 24

**75%** of patients understand an undetectable viral load means ARVs are working

This ranks:

- 249 of 355 Facilities Nationally (Bottom Half)
- 19 of 37 Facilities in the Province (Bottom Half)
- 4 of 13 Facilities in the District (Top Half)

### Treatment Literacy: Do Patients Understand Viral Load and Transmission?

Patient Responses: 24

**75%** of patients understand an undetectable viral load means a person cannot transmit HIV

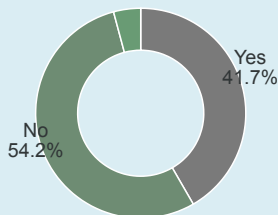

This ranks:

- 190 of 355 Facilities Nationally (Bottom Half)
- 11 of 37 Facilities in the Province (Top Half)
- 1 of 13 Facilities in the District (Top Quarter)

## Confidentiality and Privacy

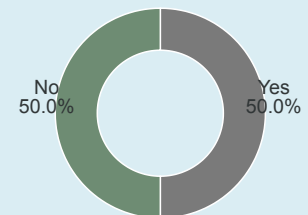
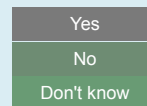
### Have Patients been Asked to Participate in Index Testing?

Patient Responses: 24



### Did a Health Worker Tell You You can Refuse to Participate in Index Testing?

Patient Responses: 10



This ranks:

- 266 of 325 Facilities Nationally (Bottom Quarter)
- 24 of 35 Facilities in the Province (Bottom Half)
- 6 of 11 Facilities in the District (Bottom Half)

### Do Patients Feel this Facility Keep People's HIV Status Confidential and Private?

Patient Responses: 24

**100%** of patients think the facility keeps people's HIV status confidential and private

This ranks:

- 1 of 355 Facilities Nationally (Top Quarter)
- 1 of 37 Facilities in the Province (Top Quarter)
- 1 of 13 Facilities in the District (Top Quarter)

## Psycho-Social Support for PLHIV

**Is Psycho-Social Counseling Available for PLHIV?**

Patient Responses: 24

**75%** of patients report counseling is available

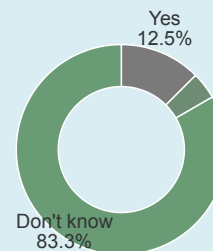
This ranks:

- 287 of 355 Facilities Nationally (Bottom Quarter)
- 29 of 37 Facilities in the Province (Bottom Quarter)
- 11 of 13 Facilities in the District (Bottom Quarter)

**Is Psycho-Social Counseling Available for PLHIV?**

Patient Responses: 24

Yes
No



## PrEP and DTG-Related Contraceptive Access

**What patients are offered PrEP? Select all that apply**

No Data for this Indicator

**Are Women Who are On or Switching to Dolutegravir-Based Regimens Offered Contraception?**

No Data for this Indicator

## COVID-19 Disruptions

**Is the clinic currently open during the COVID-19 crisis?**

Yes the clinic is open, and patients can enter the facility

**Is the clinic faced with any of the following issues because of the COVID-19 crisis?**

<input type="checkbox"/> There is no physical distancing inside the clinic grounds	<input type="checkbox"/> There is no physical distancing outside the gates of the clinic	<input type="checkbox"/> There is no access to soap and water
<input type="checkbox"/> There is no access to hand sanitiser	<input type="checkbox"/> Health workers are not wearing masks	<input type="checkbox"/> Health workers are not wearing masks properly
<input type="checkbox"/> Chronic patients are not entering the facility — they wait for medicines outside the gates	<input type="checkbox"/> The facility is not screening people for COVID-19 symptoms	<input type="checkbox"/> Clinical staff in the facility do not have enough PPE (masks, sanitiser)
<input type="checkbox"/> Non-clinical staff in the facility do not have enough PPE (masks, sanitiser)	<input type="checkbox"/> CHWs/CCGs do not have enough PPE (masks, sanitiser)	<input type="checkbox"/> Other
<input checked="" type="checkbox"/> None of the above	<input type="checkbox"/> There is no access to hand sanitiser	

**Have you had any of the following issues getting healthcare because of the COVID-19 crisis?**

<input checked="" type="checkbox"/> I couldn't get transportation to the clinic when I needed it	<input type="checkbox"/> The clinic wasn't open when I needed it	<input type="checkbox"/> The clinic didn't have the medicine that I needed
<input checked="" type="checkbox"/> The queue at the clinic was longer than usual	<input type="checkbox"/> There were less staff working than usual	<input type="checkbox"/> The clinic not providing the service I needed
<input checked="" type="checkbox"/> There is no physical distancing at the clinic putting me at risk of getting COVID-19	<input type="checkbox"/> There is no access to soap and water at the clinic	<input type="checkbox"/> There is no access to hand sanitiser at the clinic
<input type="checkbox"/> Other	<input checked="" type="checkbox"/> None of the above	

**Facility Manager: Have you had any of the following issues at your clinic because of the COVID-19 crisis?**

No Data for this Indicator

## TB Infection Control

Details      Green = 0 No      Yellow = 1-2 No      Red = 2+ No      Clinic Result: **RED**

### Enough room in the waiting area?

Most recent observation: **Yes**

Of 356 Facility Observations:

- Yes: 177
- No: 179

### Time Patients Spend at the Facility?

Amount of time spent: (pass requires less than 1:15). **No: 6:19**

This ranks:

- 306 of 355 Facilities Nationally (Bottom Quarter)
- 25 of 37 Facilities in the Province (Bottom Half)
- 6 of 13 Facilities in the District (Top Half)

### Were the Facility Windows Open?

Most recent observation: **Yes**

Of 356 Facility Observations:

- Yes: 340
- No: 16

### Are people being asked for TB symptoms?

24% of patients report: Yes **No**

This ranks:

- 294 of 357 Facilities Nationally (Bottom Quarter)
- 25 of 37 Facilities in the Province (Bottom Half)
- 8 of 13 Facilities in the District (Bottom Half)

### Are people who are coughing in a separate room?

0% of patients report: Yes **No**

This ranks:

- 304 of 357 Facilities Nationally (Bottom Quarter)
- 25 of 37 Facilities in the Province (Bottom Half)
- 7 of 13 Facilities in the District (Bottom Half)

### Are there posters telling patient to cover mouth when coughing/sneezing?

Most recent observation: **No**

Of 356 Facility Observations:

- Yes: 314
- No: 42

## TB Services