

Facility Hours and Waiting Times

Facility is Open 24 Hours

No

Open Time M-F:	7:00
Open Time Sat:	7:00
Average stop time:	14:05

NDoH May 2019 Circular: "Facilities must be open from 5.00 - 19.00, as well as 8.00 - 16.00 on Saturdays."

Time Patients Spend at the Facility?

Patient Responses: 31

Amount of time spent: **4:47**

This ranks:

- 236 of 354 Facilities Nationally (Bottom Half)
- 74 of 112 Facilities in the Province (Bottom Half)
- 41 of 48 Facilities in the District (Bottom Quarter)

Earliest Patient Arrival Time

Patient Responses: 31

Earliest arrival time: **5:24**

This ranks:

- 255 of 354 Facilities Nationally (Bottom Half)
- 68 of 112 Facilities in the Province (Bottom Half)
- 24 of 48 Facilities in the District (Bottom Half)

Are the Queues at the Facility Long?

Patient Responses: 32

88% of patients report long queues

There is not enough staff	7
Staff take long breaks (for tea, lunch etc.)	5
There are too many patients it takes too long to find files, the filing system is messy, files are lost	22
Other reason	3

Please specify the other reasons why the queues are long

Patient Responses: 3

<input checked="" type="checkbox"/> They chat during working hours	<input checked="" type="checkbox"/> staff is working slow	<input checked="" type="checkbox"/> the staff is working slow
--	---	---

How Safe is the Facility to Wait Before it Opens?

Patient Responses: 17

Very Unsafe:	82%
Unsafe:	6%
Neither Safe or Unsafe:	0%
Safe:	0%
Very Safe:	12%
Dont know:	0%

This ranks:

- 273 of 295 Facilities Nationally (Bottom Quarter)
- 97 of 101 Facilities in the Province (Bottom Quarter)
- 46 of 47 Facilities in the District (Bottom Quarter)

Facility Staff

Are there Enough Staff at the Facility?

Patient Responses: 32

Always:	22%
Sometimes:	38%
Never:	38%
Dont know:	3%

This ranks:

- 292 of 354 Facilities Nationally (Bottom Quarter)
- 99 of 112 Facilities in the Province (Bottom Quarter)
- 44 of 48 Facilities in the District (Bottom Quarter)

Are Staff Friendly and Professional?

Patient Responses: 32

Yes:	41%
Sometimes:	47%
Never:	13%

This ranks:

- 292 of 354 Facilities Nationally (Bottom Quarter)
- 92 of 112 Facilities in the Province (Bottom Quarter)
- 43 of 48 Facilities in the District (Bottom Quarter)

Facility Manager: Does the Facility have Enough Staff?

Facility Responses: 1

No

Which Cadres are Understaffed?

Facility Responses: 1

<input checked="" type="checkbox"/> Doctor	<input checked="" type="checkbox"/> Professional nurse	<input type="checkbox"/> Enrolled nurse
<input type="checkbox"/> Enrolled nurse assistant	<input type="checkbox"/> Pharmacist	<input type="checkbox"/> Assistant pharmacist
<input type="checkbox"/> Lab technician	<input type="checkbox"/> Lay counselors	<input type="checkbox"/> Linkage officers
<input type="checkbox"/> Adherence club facilitators	<input type="checkbox"/> Data capturer	<input type="checkbox"/> Security guard
<input type="checkbox"/> Cleaner	<input type="checkbox"/> General assistant	<input type="checkbox"/> No cadre is understaffed
<input type="checkbox"/> Dont know	<input type="checkbox"/> Prefer not to answer	

Clinic Conditions

What is the Condition of the Building?

Total Observations: 1

Building condition was: **Good**

<input type="checkbox"/> No light /or lights not working in some areas of the facility	<input type="checkbox"/> Broken furniture	<input type="checkbox"/> Broken or cracked roof, walls or floor
<input type="checkbox"/> No running water at the facility	<input type="checkbox"/> Broken windows or doors	<input type="checkbox"/> Old building needs renovation
<input type="checkbox"/> Rubbish piles	<input type="checkbox"/> Other	

What is the Condition of the Toilets?

Total Observations: 1

Toilet condition was: **Good**

<input type="checkbox"/> No soap	<input type="checkbox"/> No water at all	<input type="checkbox"/> No toilet paper
<input type="checkbox"/> No light	<input type="checkbox"/> Dirty	<input type="checkbox"/> Blocked
<input type="checkbox"/> Broken	<input type="checkbox"/> Out of order	<input type="checkbox"/> No running water

How Clean is the Facility

Patient Responses: 32

Very Dirty:	0%
Dirty:	3%
Neither Clean nor Dirty:	41%
Clean:	22%
Very Clean:	34%
Dont know:	0%

This ranks:

- 233 of 354 Facilities Nationally (Bottom Half)
- 69 of 112 Facilities in the Province (Bottom Half)
- 30 of 48 Facilities in the District (Bottom Half)

Facility Manager: Is there enough space in the facility to meet patient's needs?

No Data for this Indicator

Access to Medicines and Shortages/Stockouts

Patient Reports of Medicine Shortage(s)

Patient Responses: 3

Bandages (or other dry stock):	33%
Other medicines 67% or tests:	67%

Any Patients left without the Medicine due to Shortage

Patient Responses: 32

Yes:	9%
No:	59%
Dont know:	31%

Patient Reports of Medicine Shortage(s)

Patient Reports of Medicine Shortage(s)

<input type="checkbox"/> HIV medicine	<input type="checkbox"/> PrEP	<input type="checkbox"/> TB medicine
<input type="checkbox"/> Contraceptives	<input type="checkbox"/> Pregnancy Test	<input type="checkbox"/> Vaccines
<input checked="" type="checkbox"/> Bandages (or other dry stock)	<input checked="" type="checkbox"/> Other medicines or tests	<input type="checkbox"/> None of the above
<input type="checkbox"/> Dont know	<input type="checkbox"/> Prefer not to answer	

Contraception shortage(s)

<input type="checkbox"/> Condoms (male/external)	<input type="checkbox"/> Female/internal condoms	<input type="checkbox"/> Birth control pill
<input type="checkbox"/> Injection	<input type="checkbox"/> Implant	<input type="checkbox"/> IUD (interuterine device)
<input type="checkbox"/> Other	<input type="checkbox"/> Dont know	<input type="checkbox"/> Prefer not to answer

HIV medication shortage(s)

<input type="checkbox"/> First Line FDC	<input type="checkbox"/> DTG-Based First Line FDC	<input type="checkbox"/> Dumiva (ABC/3TC)
<input type="checkbox"/> Lamivudine (3TC)	<input type="checkbox"/> Emtricitabine (FTC)	<input type="checkbox"/> Abacavir (ABC)
<input type="checkbox"/> Zidovudine (AZT)	<input type="checkbox"/> Lobinavir/Ritonavir (LPV/r)	<input type="checkbox"/> Atazanavir/Ritonavir (ATV/r)
<input type="checkbox"/> Dolutegravir (DTG)	<input type="checkbox"/> Nevirapine (NVP)	<input type="checkbox"/> Other
<input type="checkbox"/> Don't Know	<input type="checkbox"/> Prefer not to answer	<input type="checkbox"/> EFV-Based First Line FDC

Facility Staff Reports of Medicine Shortage(s)

Facility Staff Reports of Medicine Shortage(s)

<input type="checkbox"/> HIV medicine	<input type="checkbox"/> PrEP	<input type="checkbox"/> TB medicine
<input type="checkbox"/> Contraceptives	<input type="checkbox"/> Pregnancy Test	<input type="checkbox"/> Vaccines
<input type="checkbox"/> Bandages (or other dry stock)	<input checked="" type="checkbox"/> Other medicines or diagnostic tests	<input type="checkbox"/> None of the above
<input type="checkbox"/> Dont know	<input type="checkbox"/> Prefer not to answer	

Facility Staff: Contraception Shortage(s)

<input type="checkbox"/> Condoms (male/external)	<input type="checkbox"/> Female/internal condoms	<input type="checkbox"/> Birth control pill
<input type="checkbox"/> Injection	<input type="checkbox"/> Implant	<input type="checkbox"/> IUD (interuterine device)
<input type="checkbox"/> Other	<input type="checkbox"/> Dont know	<input type="checkbox"/> Prefer not to answer

HIV medication shortage(s)

<input type="checkbox"/> First Line FDC	<input type="checkbox"/> DTG-Based First Line FDC	<input type="checkbox"/> Dumiva (ABC/3TC)
<input type="checkbox"/> Lamivudine (3TC)	<input type="checkbox"/> Emtricitabine (FTC)	<input type="checkbox"/> Abacavir (ABC)
<input type="checkbox"/> Zidovudine (AZT)	<input type="checkbox"/> Lobinavir/Ritonavir (LPV/r)	<input type="checkbox"/> Atazanavir/Ritonavir (ATV/r)
<input type="checkbox"/> Nevirapine (NVP)	<input type="checkbox"/> Other	<input type="checkbox"/> Don't Know
<input type="checkbox"/> Prefer not to answer	<input type="checkbox"/> EFV-Based First Line FDC	<input type="checkbox"/> Dolutegravir (DTG)



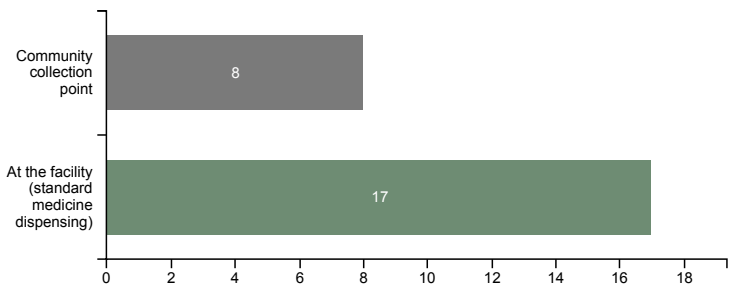
Freedom Park Clinic Monitoring Report

Gauteng - City of Johannesburg: 2021 Q4

ARV Collection and Access

Where do you Collect ARVs?

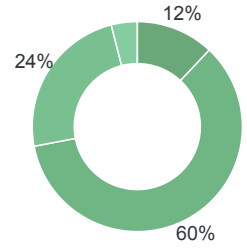
Patient Responses: 25



Length of HIV medicine refill?

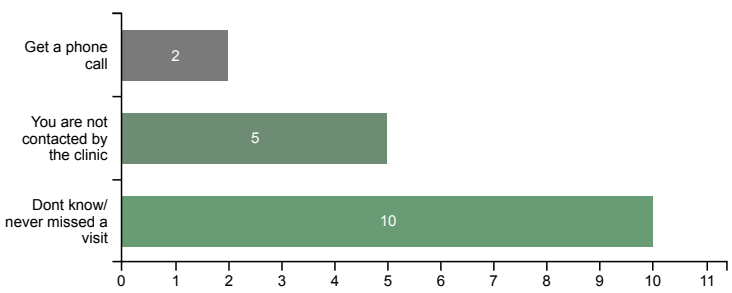
Patient Responses: 25

1 week:	0%
2 weeks:	0%
3 weeks:	0%
1 month:	12%
2 months:	60%
3 months:	24%
6 months:	4%
Don't know:	0%



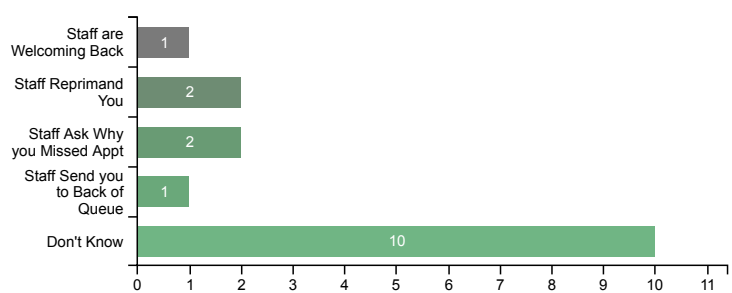
When Patients Miss a Visit to Collect ARVs:

Patient Responses: 17



When a patient misses a visit, what happens the next time the patients comes to collect ARVs?

Patient Responses: 15



Would Patients Like to Collect ARVs Closer to Home?

Patient Responses: 25

68% of patients say they would like to collect ARVs closer to home

This ranks:

- 249 of 351 Facilities Nationally (Bottom Half)
- 88 of 111 Facilities in the Province (Bottom Quarter)
- 40 of 48 Facilities in the District (Bottom Quarter)

Adherence Clubs

If Not in an Adherence Club Already, Are you Aware of Them at this Facility?

Patient Responses: 25

12% of patients are aware of facility adherence clubs

Does the Adherence Club make HIV medicine pick up faster?

No Data for this Indicator

Is there peer support from PLHIV in the club?

No Data for this Indicator

Does the Adherence Club provide information about the importance of taking your HIV medicine?

No Data for this Indicator

Adherence Club Staffing

No Data for this Indicator

Topics Covered in the Adherence Club

<input type="checkbox"/> Side effects of medicines	<input type="checkbox"/> Why patients should adhere to their ARVs	<input type="checkbox"/> Different medicine options, such as new drugs (ex. Doloutegravir)
<input type="checkbox"/> Other	<input type="checkbox"/> None	<input type="checkbox"/> Don't know
<input type="checkbox"/> Prefer not to answer		

Access to Viral Load Testing / Information

Do Patients Know Their Viral Load?

Patient Responses: 25

80% of patients know their viral load

This ranks:

- 215 of 350 Facilities Nationally (Bottom Half)
- 54 of 111 Facilities in the Province (Top Half)
- 24 of 48 Facilities in the District (Bottom Half)

Have Patients had a Viral Load Test in the Past Year?

Patient Responses: 25

100% of patients report having a viral load test

This ranks:

- 1 of 351 Facilities Nationally (Top Quarter)
- 1 of 111 Facilities in the Province (Top Quarter)
- 1 of 48 Facilities in the District (Top Quarter)

Did a Health Worker Explain the Viral Load Test Result?

Patient Responses: 24

79% of patients report viral load was explained

This ranks:

- 250 of 351 Facilities Nationally (Bottom Half)
- 76 of 111 Facilities in the Province (Bottom Half)
- 33 of 48 Facilities in the District (Bottom Half)

Treatment Literacy: Do Patients Understand Viral Load and their Health?

Patient Responses: 25

88% of patients understand an undetectable viral load means ARVs are working

This ranks:

- 185 of 351 Facilities Nationally (Bottom Half)
- 39 of 111 Facilities in the Province (Top Half)
- 16 of 48 Facilities in the District (Top Half)

Treatment Literacy: Do Patients Understand Viral Load and Transmission?

Patient Responses: 25

92% of patients understand an undetectable viral load means a person cannot transmit HIV

This ranks:

- 133 of 351 Facilities Nationally (Top Half)
- 25 of 111 Facilities in the Province (Top Quarter)
- 11 of 48 Facilities in the District (Top Quarter)

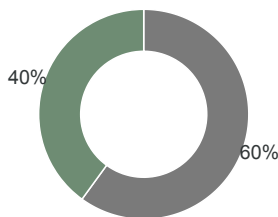
Confidentiality and Privacy

Have Patients been Asked to Participate in Index Testing?

Patient Responses: 25

Yes: 60%

No: 40%

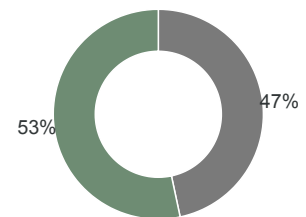


Did a Health Worker Tell You You can Refuse to Participate in Index Testing?

Patient Responses: 15

Yes: 47%

No: 53%



This ranks:

- 275 of 336 Facilities Nationally (Bottom Quarter)
- 94 of 109 Facilities in the Province (Bottom Quarter)
- 46 of 48 Facilities in the District (Bottom Quarter)

Do Patients Feel this Facility Keep People's HIV Status Confidential and Private?

Patient Responses: 25

96% of patients think the facility keeps people's HIV status confidential and private

This ranks:

- 235 of 351 Facilities Nationally (Bottom Half)
- 64 of 111 Facilities in the Province (Bottom Half)
- 25 of 48 Facilities in the District (Bottom Half)

Psycho-Social Support for PLHIV

Is Psycho-Social Counseling Available for PLHIV?

Patient Responses: 25

47% of patients report counseling is available

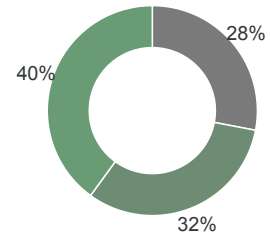
This ranks:

- 332 of 351 Facilities Nationally (Bottom Quarter)
- 105 of 111 Facilities in the Province (Bottom Quarter)
- 47 of 48 Facilities in the District (Bottom Quarter)

Is Psycho-Social Counseling Available for PLHIV?

Patient Responses: 25

Yes:	28%
No:	32%
Dont know:	40%



PrEP and DTG-Related Contraceptive Access

What patients are offered PrEP? Select all that apply

<input type="checkbox"/> Adolescent girls/young women	<input type="checkbox"/> All women	<input type="checkbox"/> Men who have sex with men
<input type="checkbox"/> Sex workers	<input type="checkbox"/> People who inject drugs	<input type="checkbox"/> Anyone who is sexually active
<input type="checkbox"/> Other	<input type="checkbox"/> Dont know	<input type="checkbox"/> Prefer not to answer

COVID-19 Disruptions

Is the clinic currently open during the COVID-19 crisis?

Total Observations:1

Yes the clinic is open, and patients can enter the facility

Is the clinic faced with any of the following issues because of the COVID-19 crisis?

Total Observations:1

<input type="checkbox"/> There is no physical distancing inside the clinic grounds	<input checked="" type="checkbox"/> There is no physical distancing outside the gates of the clinic	<input type="checkbox"/> There is no access to soap and water
<input type="checkbox"/> There is no access to hand sanitiser	<input type="checkbox"/> Health workers are not wearing masks	<input type="checkbox"/> Health workers are not wearing masks properly
<input type="checkbox"/> Chronic patients are not entering the facility — they wait for medicines outside the gates	<input type="checkbox"/> The facility is not screening people for COVID-19 symptoms	<input type="checkbox"/> Clinical staff in the facility do not have enough PPE (masks, sanitiser)
<input type="checkbox"/> Non-clinical staff in the facility do not have enough PPE (masks, sanitiser)	<input type="checkbox"/> CHWs/CCGs do not have enough PPE (masks, sanitiser)	<input type="checkbox"/> Other
<input checked="" type="checkbox"/> None of the above	<input type="checkbox"/> There is no access to hand sanitiser	

Have you had any of the following issues getting healthcare because of the COVID-19 crisis?

Patient Responses: 32

<input type="checkbox"/> I couldn't get transportation to the clinic when I needed it	<input type="checkbox"/> The clinic wasn't open when I needed it	<input type="checkbox"/> The clinic didn't have the medicine that I needed
<input checked="" type="checkbox"/> The queue at the clinic was longer than usual	<input type="checkbox"/> There were less staff working than usual	<input checked="" type="checkbox"/> The clinic not providing the service I needed
<input checked="" type="checkbox"/> There is no physical distancing at the clinic putting me at risk of getting COVID-19	<input type="checkbox"/> There is no access to soap and water at the clinic	<input type="checkbox"/> There is no access to hand sanitiser at the clinic
<input type="checkbox"/> Other	<input checked="" type="checkbox"/> None of the above	

Facility Manager: Have you had any of the following issues at your clinic because of the COVID-19 crisis?

Facility Responses:1

<input type="checkbox"/> We are experiencing more stockouts or shortages of medicines than usual	<input type="checkbox"/> We are experiencing more shortages of personal protective equipment for staff than usual	<input type="checkbox"/> We can only serve patients at the gate—patients do not enter the facility
<input type="checkbox"/> We have more restricted hours of operation than usual	<input type="checkbox"/> We have higher patient wait times than usual	<input type="checkbox"/> We are operating with fewer staff than usual
<input type="checkbox"/> The clinic has been completely closed for a period of time	<input type="checkbox"/> We can serve less patients than usual	<input checked="" type="checkbox"/> None of the above
<input type="checkbox"/> Other		



Freedom Park Clinic Monitoring Report

Gauteng - City of Johannesburg: 2021 Q4

TB Infection Control

Details Green = 0 No Yellow = 1-2 No Red = 2+ No Clinic Result: **YELLOW**

Enough room in the waiting area?

Most Recent Observation

No

Of 392 Facility Observations:

- No: 213
- Yes: 179

Time Spent in the Facility after Opening

(pass requires less than 1:15).

No: 4:35

This ranks:

- 229 of 354 Facilities Nationally (Bottom Half)
- 74 of 112 Facilities in the Province (Bottom Half)
- 42 of 48 Facilities in the District (Bottom Quarter)

Were the Facility Windows Open?

Most Recent Observation

Yes

Of 392 Facility Observations:

- Yes: 371
- No: 21

Are people being asked for TB symptoms?

74% of patients report:Yes

Yes

This ranks:

- 156 of 354 Facilities Nationally (Top Half)
- 44 of 112 Facilities in the Province (Top Half)
- 25 of 48 Facilities in the District (Bottom Half)

Are people who are coughing in a separate room?

88% of patients report:Yes

Yes

This ranks:

- 95 of 352 Facilities Nationally (Top Half)
- 25 of 112 Facilities in the Province (Top Quarter)
- 13 of 48 Facilities in the District (Top Half)