



# Germiston City Clinic Monitoring Report

Gauteng - Ekurhuleni: 2021 Q4

## Facility Hours and Waiting Times

### Facility is Open 24 Hours

**No**

Open Time M-F:	8:00
Open Time Sat:	NA
Average stop time:	16:05

NDoH May 2019 Circular: "Facilities must be open from 5.00 - 19.00, as well as 8.00 - 16.00 on Saturdays."

### Time Patients Spend at the Facility?

Patient Responses: 31

Amount of time spent: **4:14**

This ranks:

- 190 of 354 Facilities Nationally (Bottom Half)
- 54 of 112 Facilities in the Province (Top Half)
- 19 of 37 Facilities in the District (Bottom Half)

### Earliest Patient Arrival Time

Patient Responses: 31

Earliest arrival time **5:26**

This ranks:

- 249 of 354 Facilities Nationally (Bottom Half)
- 65 of 112 Facilities in the Province (Bottom Half)
- 28 of 37 Facilities in the District (Bottom Quarter)

### Are the Queues at the Facility Long?

Patient Responses: 31

**73%** of patients report long queues

There is not enough staff	13
Staff take long breaks (for tea, lunch)	3
There are too many patients long term files, the filing system is messy, files are not sorted	3
Other reasons	7
Dont Know	2

### Please specify the other reasons why the queues are long

Patient Responses: 7

<input checked="" type="checkbox"/> They take too long on one patient.	<input checked="" type="checkbox"/> too slow	<input checked="" type="checkbox"/> slow
<input checked="" type="checkbox"/> The clinic opens late	<input checked="" type="checkbox"/> Clinic opens late.	<input checked="" type="checkbox"/> they can be very slow at times
<input checked="" type="checkbox"/> Up and downs		

### How Safe is the Facility to Wait Before it Opens?

Patient Responses: 20

Very Unsafe:	10%
Unsafe:	10%
Neither Safe or Unsafe:	25%
Safe:	40%
Very Safe:	15%
Dont know:	0%

This ranks:

- 120 of 295 Facilities Nationally (Top Half)
- 35 of 101 Facilities in the Province (Top Half)
- 19 of 30 Facilities in the District (Bottom Half)

## Facility Staff

### Are there Enough Staff at the Facility?

Patient Responses: 31

Always:	29%
Sometimes:	65%
Never:	6%

This ranks:

- 152 of 354 Facilities Nationally (Top Half)
- 53 of 112 Facilities in the Province (Top Half)
- 15 of 37 Facilities in the District (Top Half)

### Are Staff Friendly and Professional?

Patient Responses: 31

Yes:	39%
Sometimes:	61%

This ranks:

- 258 of 354 Facilities Nationally (Bottom Half)
- 76 of 112 Facilities in the Province (Bottom Half)
- 25 of 37 Facilities in the District (Bottom Half)

### Facility Manager: Does the Facility have Enough Staff?

Facility Responses: 1

**Yes**

### Which Cadres are Understaffed?

Facility Responses: 1

<input checked="" type="checkbox"/> Doctor	<input type="checkbox"/> Professional nurse	<input checked="" type="checkbox"/> Enrolled nurse
<input checked="" type="checkbox"/> Enrolled nurse assistant	<input type="checkbox"/> Pharmacist	<input type="checkbox"/> Assistant pharmacist
<input type="checkbox"/> Lab technician	<input type="checkbox"/> Lay counselors	<input type="checkbox"/> Linkage officers
<input type="checkbox"/> Adherence club facilitators	<input type="checkbox"/> Data capturer	<input type="checkbox"/> Security guard
<input type="checkbox"/> Cleaner	<input type="checkbox"/> General assistant	<input type="checkbox"/> No cadre is understaffed
<input type="checkbox"/> Dont know	<input type="checkbox"/> Prefer not to answer	

## Clinic Conditions

### What is the Condition of the Building?

Total Observations: 1

Building condition was: **Good**

<input type="checkbox"/> No light /or lights not working in some areas of the facility	<input type="checkbox"/> Broken furniture	<input type="checkbox"/> Broken or cracked roof, walls or floor
<input type="checkbox"/> No running water at the facility	<input type="checkbox"/> Broken windows or doors	<input type="checkbox"/> Old building needs renovation
<input type="checkbox"/> Rubbish piles	<input type="checkbox"/> Other	

### What is the Condition of the Toilets?

Total Observations: 1

Toilet condition was: **Good**

<input type="checkbox"/> No soap	<input type="checkbox"/> No water at all	<input type="checkbox"/> No toilet paper
<input type="checkbox"/> No light	<input type="checkbox"/> Dirty	<input type="checkbox"/> Blocked
<input type="checkbox"/> Broken	<input type="checkbox"/> Out of order	<input type="checkbox"/> No running water

### How Clean is the Facility

Patient Responses: 31

Very Dirty:	6%
Dirty:	3%
Neither Clean nor Dirty:	16%
Clean:	55%
Very Clean:	16%
Dont know:	3%

This ranks:

- 268 of 354 Facilities Nationally (Bottom Quarter)
- 84 of 112 Facilities in the Province (Bottom Quarter)
- 32 of 37 Facilities in the District (Bottom Quarter)

### Facility Manager: Is there enough space in the facility to meet patient's needs?

No Data for this Indicator

## Access to Medicines and Shortages/Stockouts

### Patient Reports of Medicine Shortage(s)

No Data for this Indicator

### Any Patients left without the Medicine due to Shortage

Patient Responses: 31

No:	90%
Dont know:	10%

### Patient Reports of Medicine Shortage(s)

Patient Reports of Medicine Shortage(s)

<input type="checkbox"/> HIV medicine	<input type="checkbox"/> PrEP	<input type="checkbox"/> TB medicine
<input type="checkbox"/> Contraceptives	<input type="checkbox"/> Pregnancy Test	<input type="checkbox"/> Vaccines
<input type="checkbox"/> Bandages (or other dry stock)	<input type="checkbox"/> Other medicines or tests	<input type="checkbox"/> None of the above
<input type="checkbox"/> Dont know	<input type="checkbox"/> Prefer not to answer	

Contraception shortage(s)

<input type="checkbox"/> Condoms (male/external)	<input type="checkbox"/> Female/internal condoms	<input type="checkbox"/> Birth control pill
<input type="checkbox"/> Injection	<input type="checkbox"/> Implant	<input type="checkbox"/> IUD (interuterine device)
<input type="checkbox"/> Other	<input type="checkbox"/> Dont know	<input type="checkbox"/> Prefer not to answer

HIV medication shortage(s)

<input type="checkbox"/> First Line FDC	<input type="checkbox"/> DTG-Based First Line FDC	<input type="checkbox"/> Dumiva (ABC/3TC)
<input type="checkbox"/> Lamivudine (3TC)	<input type="checkbox"/> Emtricitabine (FTC)	<input type="checkbox"/> Abacavir (ABC)
<input type="checkbox"/> Zidovudine (AZT)	<input type="checkbox"/> Lobinavir/Ritonavir (LPV/r)	<input type="checkbox"/> Atazanavir/Ritonavir (ATV/r)
<input type="checkbox"/> Dolutegravir (DTG)	<input type="checkbox"/> Nevirapine (NVP)	<input type="checkbox"/> Other
<input type="checkbox"/> Don't Know	<input type="checkbox"/> Prefer not to answer	<input type="checkbox"/> EFV-Based First Line FDC

### Facility Staff Reports of Medicine Shortage(s)

Facility Staff Reports of Medicine Shortage(s)

<input type="checkbox"/> HIV medicine	<input type="checkbox"/> PrEP	<input type="checkbox"/> TB medicine
<input type="checkbox"/> Contraceptives	<input type="checkbox"/> Pregnancy Test	<input type="checkbox"/> Vaccines
<input checked="" type="checkbox"/> Bandages (or other dry stock)	<input type="checkbox"/> Other medicines or diagnostic tests	<input type="checkbox"/> None of the above
<input type="checkbox"/> Dont know	<input type="checkbox"/> Prefer not to answer	

Facility Staff: Contraception Shortage(s)

<input type="checkbox"/> Condoms (male/external)	<input type="checkbox"/> Female/internal condoms	<input type="checkbox"/> Birth control pill
<input type="checkbox"/> Injection	<input type="checkbox"/> Implant	<input type="checkbox"/> IUD (interuterine device)
<input type="checkbox"/> Other	<input type="checkbox"/> Dont know	<input type="checkbox"/> Prefer not to answer

HIV medication shortage(s)

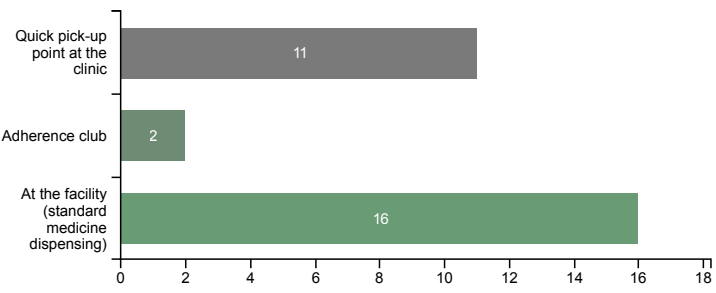
<input type="checkbox"/> First Line FDC	<input type="checkbox"/> DTG-Based First Line FDC	<input type="checkbox"/> Dumiva (ABC/3TC)
<input type="checkbox"/> Lamivudine (3TC)	<input type="checkbox"/> Emtricitabine (FTC)	<input type="checkbox"/> Abacavir (ABC)
<input type="checkbox"/> Zidovudine (AZT)	<input type="checkbox"/> Lobinavir/Ritonavir (LPV/r)	<input type="checkbox"/> Atazanavir/Ritonavir (ATV/r)
<input type="checkbox"/> Nevirapine (NVP)	<input type="checkbox"/> Other	<input type="checkbox"/> Don't Know
<input type="checkbox"/> Prefer not to answer	<input type="checkbox"/> EFV-Based First Line FDC	<input type="checkbox"/> Dolutegravir (DTG)



## ARV Collection and Access

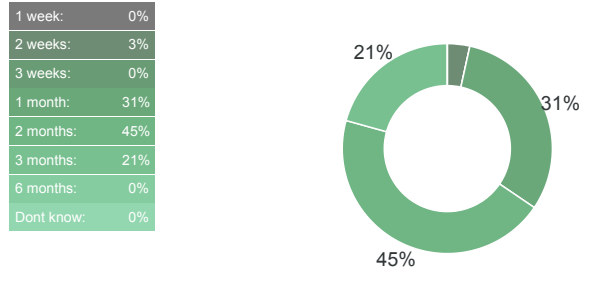
### Where do you Collect ARVs?

Patient Responses: 29



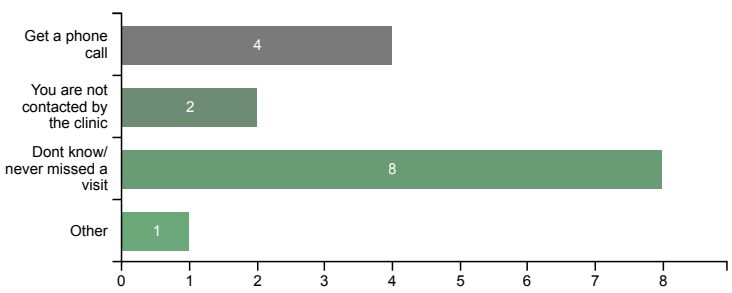
### Length of HIV medicine refill?

Patient Responses: 29



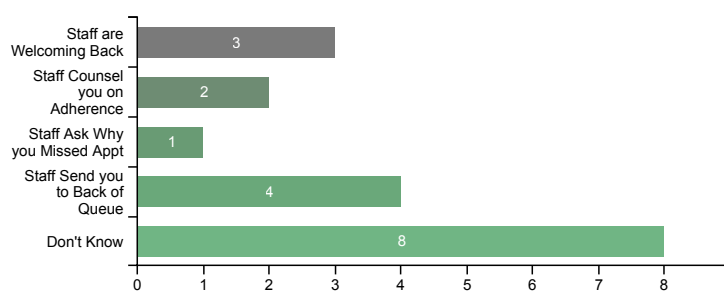
### When Patients Miss a Visit to Collect ARVs:

Patient Responses: 15



### When a patient misses a visit, what happens the next time the patients comes to collect ARVs?

Patient Responses: 16



### Would Patients Like to Collect ARVs Closer to Home?

Patient Responses: 29

**48%** of patients say they would like to collect ARVs closer to home

This ranks:

- 158 of 351 Facilities Nationally (Top Half)
- 59 of 111 Facilities in the Province (Bottom Half)
- 28 of 36 Facilities in the District (Bottom Quarter)

## Adherence Clubs

### If Not in an Adherence Club Already, Are you Aware of Them at this Facility?

Patient Responses: 27

**31%** of patients are aware of facility adherence clubs

### Does the Adherence Club make HIV medicine pick up faster?

**0%** of patients say yes

### Is there peer support from PLHIV in the club?

**0%** of patients say yes

### Adherence Club Staffing

Total Adherence Clubs at Facility: 0

- Facility-Based Clubs: 0
- Community-Based Clubs: 0

Number of Adherence Club Facilitators: NA

Number of Adherence Club Nurses: NA

Adherence Clubs per Facilitator: NA

This ranks:  
No Ranking Data Available

### Does the Adherence Club provide information about the importance of taking your HIV medicine?

**0%** of patients say yes

### Topics Covered in the Adherence Club

- |  |   |  |
|--|---|--|
| <input type="checkbox"/> Side effects of medicines | <input type="checkbox"/> Why patients should adhere to their ARVs | <input type="checkbox"/> Different medicine options, such as new drugs (ex. Doloutegravir) |
| <input type="checkbox"/> Other                     | <input type="checkbox"/> None                                     | <input type="checkbox"/> Don't know  |
| <input type="checkbox"/> Prefer not to answer      |   |  |

## Access to Viral Load Testing / Information

### Do Patients Know Their Viral Load?

Patient Responses: 29

**69%** of patients know their viral load

This ranks:

- 259 of 350 Facilities Nationally (Bottom Half)
- 82 of 111 Facilities in the Province (Bottom Half)
- 21 of 36 Facilities in the District (Bottom Half)

### Have Patients had a Viral Load Test in the Past Year?

Patient Responses: 29

**89%** of patients report having a viral load test

This ranks:

- 296 of 351 Facilities Nationally (Bottom Quarter)
- 83 of 111 Facilities in the Province (Bottom Half)
- 25 of 36 Facilities in the District (Bottom Half)

### Did a Health Worker Explain the Viral Load Test Result?

Patient Responses: 25

**83%** of patients report viral load was explained

This ranks:

- 227 of 351 Facilities Nationally (Bottom Half)
- 68 of 111 Facilities in the Province (Bottom Half)
- 21 of 36 Facilities in the District (Bottom Half)

### Treatment Literacy: Do Patients Understand Viral Load and their Health?

Patient Responses: 29

**48%** of patients understand an undetectable viral load means ARVs are working

This ranks:

- 320 of 351 Facilities Nationally (Bottom Quarter)
- 100 of 111 Facilities in the Province (Bottom Quarter)
- 31 of 36 Facilities in the District (Bottom Quarter)

### Treatment Literacy: Do Patients Understand Viral Load and Transmission?

Patient Responses: 29

**69%** of patients understand an undetectable viral load means a person cannot transmit HIV

This ranks:

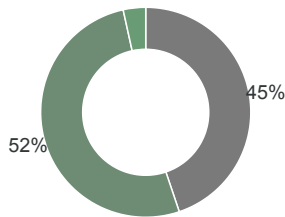
- 224 of 351 Facilities Nationally (Bottom Half)
- 66 of 111 Facilities in the Province (Bottom Half)
- 19 of 36 Facilities in the District (Bottom Half)

## Confidentiality and Privacy

### Have Patients been Asked to Participate in Index Testing?

Patient Responses: 29

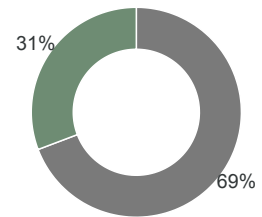
Yes:	45%
No:	52%
Dont know:	3%



### Did a Health Worker Tell You You can Refuse to Participate in Index Testing?

Patient Responses: 13

Yes:	69%
No:	31%



This ranks:

- 227 of 336 Facilities Nationally (Bottom Half)
- 73 of 109 Facilities in the Province (Bottom Half)
- 19 of 34 Facilities in the District (Bottom Half)

### Do Patients Feel this Facility Keep People's HIV Status Confidential and Private?

Patient Responses: 29

**93%** of patients think the facility keeps people's HIV status confidential and private

This ranks:

- 273 of 351 Facilities Nationally (Bottom Quarter)
- 85 of 111 Facilities in the Province (Bottom Quarter)
- 31 of 36 Facilities in the District (Bottom Quarter)

## Psycho-Social Support for PLHIV

**Is Psycho-Social Counseling Available for PLHIV?** Patient Responses: 28

**88%** of patients report counseling is available

This ranks:

- 263 of 351 Facilities Nationally (Bottom Half)
- 78 of 111 Facilities in the Province (Bottom Half)
- 30 of 36 Facilities in the District (Bottom Quarter)

**Is Psycho-Social Counseling Available for PLHIV?** Patient Responses: 28

Yes:	82%
No:	7%
Dont know:	11%

## PrEP and DTG-Related Contraceptive Access

**What patients are offered PrEP? Select all that apply**

<input type="checkbox"/> Adolescent girls/young women	<input type="checkbox"/> All women	<input type="checkbox"/> Men who have sex with men
<input type="checkbox"/> Sex workers	<input type="checkbox"/> People who inject drugs	<input type="checkbox"/> Anyone who is sexually active
<input type="checkbox"/> Other	<input type="checkbox"/> Dont know	<input type="checkbox"/> Prefer not to answer

## COVID-19 Disruptions

**Is the clinic currently open during the COVID-19 crisis?** Total Observations:1

Yes the clinic is open, and patients can enter the facility

**Is the clinic faced with any of the following issues because of the COVID-19 crisis?** Total Observations:1

<input type="checkbox"/> There is no physical distancing inside the clinic grounds	<input type="checkbox"/> There is no physical distancing outside the gates of the clinic	<input type="checkbox"/> There is no access to soap and water
<input type="checkbox"/> There is no access to hand sanitiser	<input type="checkbox"/> Health workers are not wearing masks	<input type="checkbox"/> Health workers are not wearing masks properly
<input type="checkbox"/> Chronic patients are not entering the facility — they wait for medicines outside the gates	<input type="checkbox"/> The facility is not screening people for COVID-19 symptoms	<input type="checkbox"/> Clinical staff in the facility do not have enough PPE (masks, sanitiser)
<input type="checkbox"/> Non-clinical staff in the facility do not have enough PPE (masks, sanitiser)	<input type="checkbox"/> CHWs/CCGs do not have enough PPE (masks, sanitiser)	<input type="checkbox"/> Other
<input checked="" type="checkbox"/> None of the above	<input type="checkbox"/> There is no access to hand sanitiser	

**Have you had any of the following issues getting healthcare because of the COVID-19 crisis?** Patient Responses: 31

<input type="checkbox"/> I couldn't get transportation to the clinic when I needed it	<input type="checkbox"/> The clinic wasn't open when I needed it	<input type="checkbox"/> The clinic didn't have the medicine that I needed
<input type="checkbox"/> The queue at the clinic was longer than usual	<input type="checkbox"/> There were less staff working than usual	<input type="checkbox"/> The clinic not providing the service I needed
<input type="checkbox"/> There is no physical distancing at the clinic putting me at risk of getting COVID-19	<input type="checkbox"/> There is no access to soap and water at the clinic	<input type="checkbox"/> There is no access to hand sanitiser at the clinic
<input type="checkbox"/> Other	<input checked="" type="checkbox"/> None of the above	

**Facility Manager: Have you had any of the following issues at your clinic because of the COVID-19 crisis?** Facility Responses:1

<input type="checkbox"/> We are experiencing more stockouts or shortages of medicines than usual	<input type="checkbox"/> We are experiencing more shortages of personal protective equipment for staff than usual	<input type="checkbox"/> We can only serve patients at the gate—patients do not enter the facility
<input type="checkbox"/> We have more restricted hours of operation than usual	<input type="checkbox"/> We have higher patient wait times than usual	<input type="checkbox"/> We are operating with fewer staff than usual
<input checked="" type="checkbox"/> The clinic has been completely closed for a period of time	<input type="checkbox"/> We can serve less patients than usual	<input type="checkbox"/> None of the above
<input type="checkbox"/> Other		



# Germiston City Clinic Monitoring Report

Gauteng - Ekurhuleni: 2021 Q4

## TB Infection Control

Details      Green = 0 No      Yellow = 1-2 No      Red = 2+ No      Clinic Result: **YELLOW**

### Enough room in the waiting area?

Most Recent Observation      **Yes**

Of 392 Facility Observations:  
• No: 213  
• Yes: 179

### Time Spent in the Facility after Opening

(pass requires less than 1:15).      **No: 4:13**

This ranks:  
• 201 of 354 Facilities Nationally (Bottom Half)  
• 59 of 112 Facilities in the Province (Bottom Half)  
• 22 of 37 Facilities in the District (Bottom Half)

### Were the Facility Windows Open?

Most Recent Observation      **Yes**

Of 392 Facility Observations:  
• Yes: 371  
• No: 21

### Are people being asked for TB symptoms?

27% of patients report:Yes      **No**

This ranks:  
• 284 of 354 Facilities Nationally (Bottom Quarter)  
• 97 of 112 Facilities in the Province (Bottom Quarter)  
• 31 of 37 Facilities in the District (Bottom Quarter)

### Are people who are coughing in a separate room?

50% of patients report:Yes      **Yes**

This ranks:  
• 187 of 352 Facilities Nationally (Bottom Half)  
• 74 of 112 Facilities in the Province (Bottom Half)  
• 20 of 37 Facilities in the District (Bottom Half)