

## Facility Hours and Waiting Times

**Facility is Open 24 Hours**

**Yes**

Open Time M-F: NA  
 Open Time Sat: NA  
 Average stop time: NA

NDoH May 2019 Circular: "Facilities must be open from 5.00 - 19.00, as well as 8.00 - 16.00 on Saturdays."

**Time Patients Spend at the Facility?** Patient Responses: 24

Amount of time spent: **6:33**

This ranks:

- 352 of 396 Facilities Nationally (Bottom Quarter)
- 10 of 14 Facilities in the Province (Bottom Half)
- 3 of 7 Facilities in the District (Top Half)

**Earliest Patient Arrival Time** Patient Responses: 24

Earliest arrival time **4:45**

This ranks:

- 364 of 396 Facilities Nationally (Bottom Quarter)
- 8 of 14 Facilities in the Province (Bottom Half)
- 2 of 7 Facilities in the District (Top Half)

**Are the Queues at the Facility Long?** Patient Responses: 24

**96%** of patients report long queues

Reason	Count
There is not enough staff	14
Staff take long breaks ( for tea, lunch etc.)	6
Other reason	4

**Please specify the other reasons why the queues are long**

<input checked="" type="checkbox"/> The Clinic is overcrowded	<input checked="" type="checkbox"/> The facility is overcrowded	<input checked="" type="checkbox"/> The facility is overcrowded and less staff
---	---	--

**How Safe is the Facility to Wait Before it Opens?**

No Data for this Indicator

## Facility Staff

**Are there Enough Staff at the Facility?** Patient Responses: 24

Always:	4%
Sometimes:	83%
Never:	13%

This ranks:

- 292 of 396 Facilities Nationally (Bottom Half)
- 9 of 14 Facilities in the Province (Bottom Half)
- 3 of 7 Facilities in the District (Top Half)

**Are Staff Friendly and Professional?** Patient Responses: 24

Yes:	50%
Sometimes:	33%
Never:	17%

This ranks:

- 292 of 396 Facilities Nationally (Bottom Half)
- 8 of 14 Facilities in the Province (Bottom Half)
- 2 of 7 Facilities in the District (Top Half)

**Facility Manager: Does the Facility have Enough Staff?** Facility Responses: 1

**No**

**Which Cadres are Understaffed?**

<input checked="" type="checkbox"/> Doctor	<input checked="" type="checkbox"/> Professional nurse	<input checked="" type="checkbox"/> Enrolled nurse
<input checked="" type="checkbox"/> Enrolled nurse assistant	<input type="checkbox"/> Pharmacist	<input checked="" type="checkbox"/> Assistant pharmacist
<input type="checkbox"/> Lab technician	<input type="checkbox"/> Lay counselors	<input checked="" type="checkbox"/> Linkage officers
<input type="checkbox"/> Adherence club facilitators	<input type="checkbox"/> Data capturer	<input type="checkbox"/> Security guard
<input checked="" type="checkbox"/> Cleaner	<input type="checkbox"/> General assistant	<input type="checkbox"/> No cadre is understaffed
<input type="checkbox"/> Don't know	<input type="checkbox"/> Prefer not to answer	

## Clinic Conditions

### What is the Condition of the Building?

Total Observations: 1

Building condition was: **Good**

<input type="checkbox"/> Broken furniture	<input type="checkbox"/> Broken windows or doors	<input type="checkbox"/> Broken roof or walls
<input type="checkbox"/> Other	<input type="checkbox"/> Don't know	

### What is the Condition of the Toilets?

Total Observations: 1

Toilet condition was: **Bad**

<input checked="" type="checkbox"/> No soap	<input type="checkbox"/> No water	<input checked="" type="checkbox"/> No toilet paper
<input checked="" type="checkbox"/> No light	<input type="checkbox"/> Dirty	<input type="checkbox"/> Blocked
<input type="checkbox"/> Broken	<input type="checkbox"/> Out of order	<input type="checkbox"/> Don't Know

### How Clean is the Facility

Patient Responses: 24

Very Dirty:	38%
Dirty:	25%
Neither Clean or 29% Dirty:	
Clean:	4%
Very Clean:	4%
Don't know:	0%

This ranks:

- 383 of 396 Facilities Nationally (Bottom Quarter)
- 13 of 14 Facilities in the Province (Bottom Quarter)
- 6 of 7 Facilities in the District (Bottom Quarter)

### Facility Manager: Is there enough space in the facility to meet patient's needs?

Facility Responses: 1

## Yes enough space

<input type="checkbox"/> Patients waiting space	<input type="checkbox"/> Rooms for medical care	<input type="checkbox"/> Private HIV counseling or testing
<input type="checkbox"/> Laboratory space	<input type="checkbox"/> Files	<input type="checkbox"/> Data captureurs
<input type="checkbox"/> Adherence clubs	<input type="checkbox"/> Pharmacy	<input type="checkbox"/> Storage
<input type="checkbox"/> Other	<input type="checkbox"/> Don't know	<input type="checkbox"/> Prefer not to answer

## Access to Medicines and Shortages/Stockouts

### Patient Reports of Medicine Shortage(s)

Patient Responses: 1

Other medicines 100% or tests:

100%

### Any Patients left without the Medicine due to Shortage

Patient Responses: 24

Yes:	4%
No:	58%
Don't know:	38%

58%

38%

### Patient Reports of Medicine Shortage(s)

Patient Reports of Medicine Shortage(s)

<input type="checkbox"/> HIV medicine	<input type="checkbox"/> PrEP	<input type="checkbox"/> TB medicine
<input type="checkbox"/> Contraceptives	<input type="checkbox"/> Pregnancy Test	<input type="checkbox"/> Vaccines
<input type="checkbox"/> Bandages (or other dry stock)	<input checked="" type="checkbox"/> Other medicines or tests	<input type="checkbox"/> None of the above
<input type="checkbox"/> Don't know	<input type="checkbox"/> Prefer not to answer	

Contraception shortage(s)

<input type="checkbox"/> Condoms (male/external)	<input type="checkbox"/> Female/internal condoms	<input type="checkbox"/> Birth control pill
<input type="checkbox"/> Injection	<input type="checkbox"/> Implant	<input type="checkbox"/> IUD (interuterine device)
<input type="checkbox"/> Other	<input type="checkbox"/> Don't know	<input type="checkbox"/> Prefer not to answer

HIV medication shortage(s)

<input type="checkbox"/> First Line FDC	<input type="checkbox"/> DTG-Based First Line FDC	<input type="checkbox"/> Dumiva (ABC/3TC)
<input type="checkbox"/> Lamivudine (3TC)	<input type="checkbox"/> Emtricitabine (FTC)	<input type="checkbox"/> Abacavir (ABC)
<input type="checkbox"/> Zidovudine (AZT)	<input type="checkbox"/> Lobinavir/Ritonavir (LPV/r)	<input type="checkbox"/> Atazanavir/Ritonavir (ATV/r)
<input type="checkbox"/> Dolutegravir (DTG)	<input type="checkbox"/> Nevirapine (NVP)	<input type="checkbox"/> Other
<input type="checkbox"/> Don't Know	<input type="checkbox"/> Prefer not to answer	<input type="checkbox"/> EFV-Based First Line FDC

### Facility Staff Reports of Medicine Shortage(s)

Facility Staff Reports of Medicine Shortage(s)

<input type="checkbox"/> HIV medicine	<input type="checkbox"/> PrEP	<input type="checkbox"/> TB medicine
<input type="checkbox"/> Contraceptives	<input type="checkbox"/> Pregnancy Test	<input checked="" type="checkbox"/> Vaccines
<input type="checkbox"/> Bandages (or other dry stock)	<input type="checkbox"/> Other medicines or diagnostic tests	<input type="checkbox"/> None of the above
<input type="checkbox"/> Don't know	<input type="checkbox"/> Prefer not to answer	

Facility Staff: Contraception Shortage(s)

<input type="checkbox"/> Condoms (male/external)	<input type="checkbox"/> Female/internal condoms	<input type="checkbox"/> Birth control pill
<input type="checkbox"/> Injection	<input type="checkbox"/> Implant	<input type="checkbox"/> IUD (interuterine device)
<input type="checkbox"/> Other	<input type="checkbox"/> Don't know	<input type="checkbox"/> Prefer not to answer

HIV medication shortage(s)

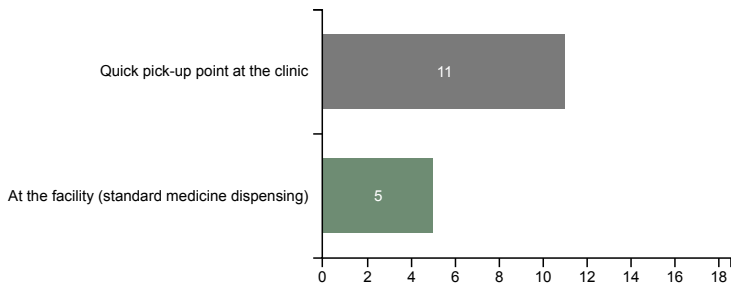
<input type="checkbox"/> First Line FDC	<input type="checkbox"/> DTG-Based First Line FDC	<input type="checkbox"/> Dumiva (ABC/3TC)
<input type="checkbox"/> Lamivudine (3TC)	<input type="checkbox"/> Emtricitabine (FTC)	<input type="checkbox"/> Abacavir (ABC)
<input type="checkbox"/> Zidovudine (AZT)	<input type="checkbox"/> Lobinavir/Ritonavir (LPV/r)	<input type="checkbox"/> Atazanavir/Ritonavir (ATV/r)
<input type="checkbox"/> Nevirapine (NVP)	<input type="checkbox"/> Other	<input type="checkbox"/> Don't Know
<input type="checkbox"/> Prefer not to answer	<input type="checkbox"/> EFV-Based First Line FDC	<input type="checkbox"/> Dolutegravir (DTG)



## ARV Collection and Access

### Where do you Collect ARVs?

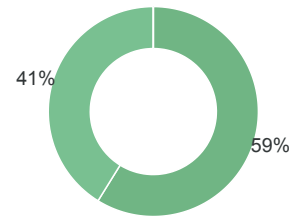
Patient Responses: 16



### Length of HIV medicine refill?

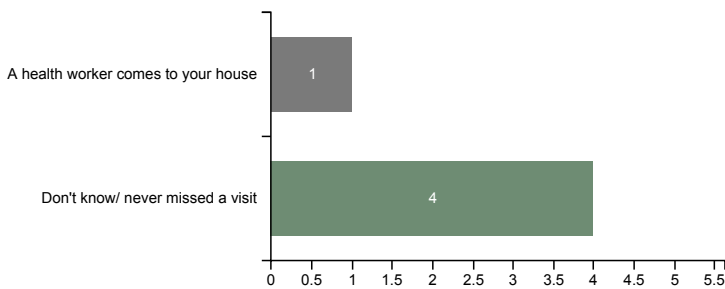
Patient Responses: 17

1 week:	0%
2 weeks:	0%
3 weeks:	0%
1 month:	0%
2 months:	59%
3 months:	41%
6 months:	0%
Don't know:	0%



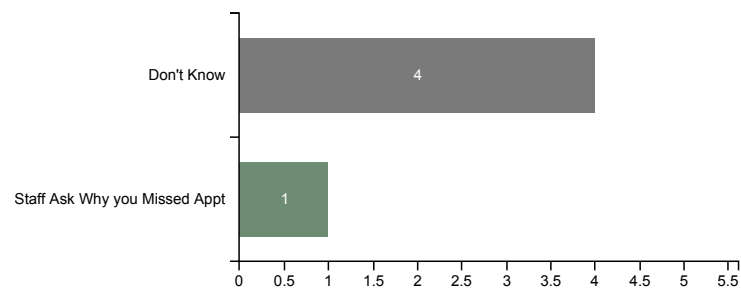
### When Patients Miss a Visit to Collect ARVs:

Patient Responses: 5



### When a patient misses a visit, what happens the next time the patients comes to collect ARVs?

Patient Responses: 5



### Would Patients Like to Collect ARVs Closer to Home?

Patient Responses: 17

**82%** of patients say they would like to collect ARVs closer to home

This ranks:

- 340 of 395 Facilities Nationally (Bottom Quarter)
- 12 of 14 Facilities in the Province (Bottom Quarter)
- 7 of 7 Facilities in the District (Bottom Quarter)

## Adherence Clubs

### If Not in an Adherence Club Already, Are you Aware of Them at this Facility?

Patient Responses: 17

**8%** of patients are aware of facility adherence clubs

### Does the Adherence Club make HIV medicine pick up faster?

Total Responses: 1

**NA%** of patients say yes

### Is there peer support from PLHIV in the club?

Total Responses: 1

**NA%** of patients say yes

### Does the Adherence Club provide information about the importance of taking your HIV medicine?

Total Responses: 1

**NA%** of patients say yes

### Number of Adherence Clubs at the Facility

Total Adherence Clubs at Facility:	0
• Facility-Based Clubs:	0
• Community-Based Clubs:	0
Number of Adherence Club Facilitators:	NA
Number of Adherence Club Nurses:	NA
Adherence Clubs per Facilitator:	NA

This ranks:

No Ranking Data Available

### Topics Covered in the Adherence Club

No Data for this Indicator

## Access to Viral Load Testing / Information

### Do Patients Know Their Viral Load?

Patient Responses: 17

**76%** of patients know their viral load

This ranks:

- 267 of 395 Facilities Nationally (Bottom Half)
- 12 of 14 Facilities in the Province (Bottom Quarter)
- 6 of 7 Facilities in the District (Bottom Quarter)

### Have Patients had a Viral Load Test in the Past Year?

Patient Responses: 17

**100%** of patients report having a viral load test

This ranks:

- 1 of 395 Facilities Nationally (Top Quarter)
- 1 of 14 Facilities in the Province (Top Quarter)
- 1 of 7 Facilities in the District (Top Quarter)

### Did a Health Worker Explain the Viral Load Test Result?

Patient Responses: 17

**100%** of patients report viral load was explained

This ranks:

- 1 of 395 Facilities Nationally (Top Quarter)
- 1 of 14 Facilities in the Province (Top Quarter)
- 1 of 7 Facilities in the District (Top Quarter)

### Treatment Literacy: Do Patients Understand Viral Load and their Health?

Patient Responses: 17

**100%** of patients understand an undetectable viral load means ARVs are working

This ranks:

- 1 of 395 Facilities Nationally (Top Quarter)
- 1 of 14 Facilities in the Province (Top Quarter)
- 1 of 7 Facilities in the District (Top Quarter)

### Treatment Literacy: Do Patients Understand Viral Load and Transmission?

Patient Responses: 17

**41%** of patients understand an undetectable viral load means a person cannot transmit HIV

This ranks:

- 320 of 395 Facilities Nationally (Bottom Quarter)
- 13 of 14 Facilities in the Province (Bottom Quarter)
- 7 of 7 Facilities in the District (Bottom Quarter)

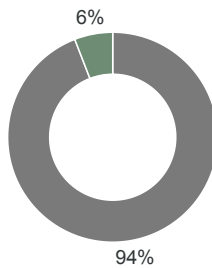
## Confidentiality and Privacy

### Have Patients been Asked to Participate in Index Testing?

Patient Responses: 17

Yes: 94%

No: 6%

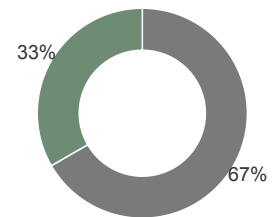


### Did a Health Worker Tell You You can Refuse to Participate in Index Testing?

Patient Responses: 15

Yes: 67%

No: 33%



This ranks:

- 268 of 376 Facilities Nationally (Bottom Half)
- 7 of 8 Facilities in the Province (Bottom Quarter)
- 2 of 3 Facilities in the District (Bottom Half)

### Do Patients Feel this Facility Keep People's HIV Status Confidential and Private?

Patient Responses: 17

**100%** of patients think the facility keeps people's HIV status confidential and private

This ranks:

- 1 of 395 Facilities Nationally (Top Quarter)
- 1 of 14 Facilities in the Province (Top Quarter)
- 1 of 7 Facilities in the District (Top Quarter)

## Psycho-Social Support for PLHIV

### Is Psycho-Social Counseling Available for PLHIV?

Patient Responses: 17

**94%** of patients report counseling is available

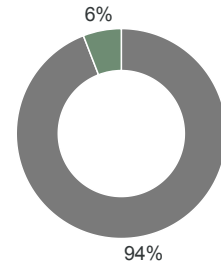
This ranks:

- 236 of 395 Facilities Nationally (Bottom Half)
- 10 of 14 Facilities in the Province (Bottom Half)
- 3 of 7 Facilities in the District (Top Half)

### Is Psycho-Social Counseling Available for PLHIV?

Patient Responses: 17

Yes:	94%
No:	6%



## PrEP and DTG-Related Contraceptive Access

### What patients are offered PrEP? Select all that apply

<input checked="" type="checkbox"/> Adolescent girls/young women	<input checked="" type="checkbox"/> All women	<input checked="" type="checkbox"/> Men who have sex with men
<input checked="" type="checkbox"/> Sex workers	<input type="checkbox"/> People who inject drugs	<input checked="" type="checkbox"/> Anyone who is sexually active
<input type="checkbox"/> Other	<input type="checkbox"/> Don't know	<input type="checkbox"/> Prefer not to answer

### Are Women Who are On or Switching to Dolutegravir-Based Regimens Offered Contraception?

Facility Responses: 1

**Yes**

## COVID-19 Disruptions

### Is the clinic currently open during the COVID-19 crisis?

Yes the clinic is open, and patients can enter the facility

### Is the clinic faced with any of the following issues because of the COVID-19 crisis?

<input type="checkbox"/> There is no physical distancing inside the clinic grounds	<input type="checkbox"/> There is no physical distancing outside the gates of the clinic	<input checked="" type="checkbox"/> There is no access to soap and water
<input type="checkbox"/> There is no access to hand sanitiser	<input type="checkbox"/> Health workers are not wearing masks	<input type="checkbox"/> Health workers are not wearing masks properly
<input type="checkbox"/> Chronic patients are not entering the facility — they wait for medicines outside the gates	<input type="checkbox"/> The facility is not screening people for COVID-19 symptoms	<input type="checkbox"/> Clinical staff in the facility do not have enough PPE (masks, sanitiser)
<input type="checkbox"/> Non-clinical staff in the facility do not have enough PPE (masks, sanitiser)	<input type="checkbox"/> CHWs/CCGs do not have enough PPE (masks, sanitiser)	<input type="checkbox"/> Other
<input type="checkbox"/> None of the above	<input type="checkbox"/> There is no access to hand sanitiser	

### Have you had any of the following issues getting healthcare because of the COVID-19 crisis?

<input type="checkbox"/> I couldn't get transportation to the clinic when I needed it	<input checked="" type="checkbox"/> The clinic wasn't open when I needed it	<input type="checkbox"/> The clinic didn't have the medicine that I needed
<input checked="" type="checkbox"/> The queue at the clinic was longer than usual	<input type="checkbox"/> There were less staff working than usual	<input type="checkbox"/> The clinic not providing the service I needed
<input type="checkbox"/> There is no physical distancing at the clinic putting me at risk of getting COVID-19	<input checked="" type="checkbox"/> There is no access to soap and water at the clinic	<input checked="" type="checkbox"/> There is no access to hand sanitiser at the clinic
<input type="checkbox"/> Other	<input checked="" type="checkbox"/> None of the above	

### Facility Manager: Have you had any of the following issues at your clinic because of the COVID-19 crisis?

<input checked="" type="checkbox"/> We are experiencing more stockouts or shortages of medicines than usual	<input type="checkbox"/> We are experiencing more shortages of personal protective equipment for staff than usual	<input type="checkbox"/> We can only serve patients at the gate—patients do not enter the facility
<input type="checkbox"/> We have more restricted hours of operation than usual	<input type="checkbox"/> We have higher patient wait times than usual	<input type="checkbox"/> We are operating with fewer staff than usual
<input type="checkbox"/> The clinic has been completely closed for a period of time	<input type="checkbox"/> We can serve less patients than usual	<input type="checkbox"/> None of the above
<input type="checkbox"/> Other		



## TB Infection Control

**Details**      **Green = 0 No**      **Yellow = 1-2 No**      **Red = 2+ No**      **Clinic Result: RED**

### Enough room in the waiting area?

Most recent observation:

**No**

Of 438 Facility Observations:

- Yes: 208
- No: 228
- Don't know: 2

### Time Patients Spend at the Facility?

Amount of time spent: (pass requires less than 1:15).

**No: 6:33**

This ranks:

- 352 of 396 Facilities Nationally (Bottom Quarter)
- 10 of 14 Facilities in the Province (Bottom Half)
- 3 of 7 Facilities in the District (Top Half)

### Were the Facility Windows Open?

Most recent observation:

**Yes**

Of 438 Facility Observations:

- Yes: 421
- No: 17

### Are people being asked for TB symptoms?

4% of patients report: Yes

**No**

This ranks:

- 379 of 396 Facilities Nationally (Bottom Quarter)
- 12 of 14 Facilities in the Province (Bottom Quarter)
- 5 of 7 Facilities in the District (Bottom Half)

### Are people who are coughing in a separate room?

5% of patients report: Yes

**No**

This ranks:

- 355 of 396 Facilities Nationally (Bottom Quarter)
- 12 of 14 Facilities in the Province (Bottom Quarter)
- 5 of 7 Facilities in the District (Bottom Half)

### Are there posters telling patient to cover mouth when coughing/sneezing?

Most recent observation:

**Yes**

Of 438 Facility Observations:

- Yes: 402
- No: 36