

Facility Hours and Waiting Times

Facility is Open 24 Hours

No

Open Time M-F:	7:30
Open Time Sat:	NA
Average stop time:	15:20
NDoH May 2019 Circular: "Facilities must be open from 5.00 - 19.00, as well as 8.00 - 16.00 on Saturdays."	

Time Patients Spend at the Facility?

Patient Responses: 16

Amount of time spent: **6:44**

This ranks:

- 356 of 396 Facilities Nationally (Bottom Quarter)
- 17 of 22 Facilities in the Province (Bottom Quarter)
- 1 of 2 Facilities in the District (Bottom Half)

Earliest Patient Arrival Time

Patient Responses: 16

Earliest arrival time **5:06**

This ranks:

- 304 of 396 Facilities Nationally (Bottom Quarter)
- 18 of 22 Facilities in the Province (Bottom Quarter)
- 2 of 2 Facilities in the District (Bottom Quarter)

Are the Queues at the Facility Long?

Patient Responses: 16

100% of patients report long queues

There is not enough staff	16
Staff take long breaks (for tea, lunch etc.)	5
Other reason	13

Please specify the other reasons why the queues are long

<input checked="" type="checkbox"/> Patients are returned to come the next day at 14:00 sometimes	<input checked="" type="checkbox"/> Queues are too long	<input checked="" type="checkbox"/> Some patients are returned home without help
<input checked="" type="checkbox"/> Staff shortage	<input checked="" type="checkbox"/> There are too many patients than staff	<input checked="" type="checkbox"/> There are too many patients than staff
<input checked="" type="checkbox"/> There are too many patients to be served	<input checked="" type="checkbox"/> There too many patients than staff	<input checked="" type="checkbox"/> Too many patients
<input checked="" type="checkbox"/> Too many patients than staff	<input checked="" type="checkbox"/> Too small to help all patients	<input checked="" type="checkbox"/> there are too many patients to be served

How Safe is the Facility to Wait Before it Opens?

Patient Responses: 16

Very Unsafe:	88%
Unsafe:	0%
Neither Safe or Unsafe:	0%
Safe:	0%
Very Safe:	13%
Don't know:	0%

This ranks:

- 304 of 335 Facilities Nationally (Bottom Quarter)
- 19 of 22 Facilities in the Province (Bottom Quarter)
- 2 of 2 Facilities in the District (Bottom Quarter)

Facility Staff

Are there Enough Staff at the Facility?

Patient Responses: 16

Sometimes:	31%
Never:	69%

This ranks:

- 380 of 396 Facilities Nationally (Bottom Quarter)
- 22 of 22 Facilities in the Province (Bottom Quarter)
- 2 of 2 Facilities in the District (Bottom Quarter)

Are Staff Friendly and Professional?

Patient Responses: 16

Yes:	6%
Sometimes:	81%
Never:	13%

This ranks:

- 364 of 396 Facilities Nationally (Bottom Quarter)
- 14 of 22 Facilities in the Province (Bottom Half)
- 2 of 2 Facilities in the District (Bottom Quarter)

Facility Manager: Does the Facility have Enough Staff?

No Data for this Indicator

Which Cadres are Understaffed?

No Data for this Indicator

Clinic Conditions

What is the Condition of the Building?

Total Observations: 1

Building condition was: **Good**

<input type="checkbox"/> Broken furniture	<input type="checkbox"/> Broken windows or doors	<input type="checkbox"/> Broken roof or walls
<input type="checkbox"/> Other	<input type="checkbox"/> Don't know	

What is the Condition of the Toilets?

Total Observations: 1

Toilet condition was: **Bad**

<input checked="" type="checkbox"/> No soap	<input type="checkbox"/> No water	<input checked="" type="checkbox"/> No toilet paper
<input type="checkbox"/> No light	<input type="checkbox"/> Dirty	<input type="checkbox"/> Blocked
<input type="checkbox"/> Broken	<input type="checkbox"/> Out of order	<input type="checkbox"/> Don't Know

How Clean is the Facility

Patient Responses: 16

Very Dirty:	0%
Dirty:	0%
Neither Clean or Dirty:	0%
Clean:	0%
Very Clean:	94%
Don't know:	6%

This ranks:

- 1 of 396 Facilities Nationally (Top Quarter)
- 1 of 22 Facilities in the Province (Top Quarter)
- 1 of 2 Facilities in the District (Bottom Half)

Facility Manager: Is there enough space in the facility to meet patient's needs?

No Data for this Indicator

Access to Medicines and Shortages/Stockouts

Patient Reports of Medicine Shortage(s)

No Data for this Indicator

Any Patients left without the Medicine due to Shortage

Patient Responses: 16

No:	94%
Don't know:	6%

Patient Reports of Medicine Shortage(s)

<input type="checkbox"/> HIV medicine	<input type="checkbox"/> PrEP	<input type="checkbox"/> TB medicine
<input type="checkbox"/> Contraceptives	<input type="checkbox"/> Pregnancy Test	<input type="checkbox"/> Vaccines
<input type="checkbox"/> Bandages (or other dry stock)	<input type="checkbox"/> Other medicines or tests	<input type="checkbox"/> None of the above
<input type="checkbox"/> Don't know	<input type="checkbox"/> Prefer not to answer	

Contraception shortage(s)

<input type="checkbox"/> Condoms (male/external)	<input type="checkbox"/> Female/internal condoms	<input type="checkbox"/> Birth control pill
<input type="checkbox"/> Injection	<input type="checkbox"/> Implant	<input type="checkbox"/> IUD (interuterine device)
<input type="checkbox"/> Other	<input type="checkbox"/> Don't know	<input type="checkbox"/> Prefer not to answer

HIV medication shortage(s)

<input type="checkbox"/> First Line FDC	<input type="checkbox"/> DTG-Based First Line FDC	<input type="checkbox"/> Dumiva (ABC/3TC)
<input type="checkbox"/> Lamivudine (3TC)	<input type="checkbox"/> Emtricitabine (FTC)	<input type="checkbox"/> Abacavir (ABC)
<input type="checkbox"/> Zidovudine (AZT)	<input type="checkbox"/> Lobinavir/Ritonavir (LPV/r)	<input type="checkbox"/> Atazanavir/Ritonavir (ATV/r)
<input type="checkbox"/> Dolutegravir (DTG)	<input type="checkbox"/> Nevirapine (NVP)	<input type="checkbox"/> Other
<input type="checkbox"/> Don't Know	<input type="checkbox"/> Prefer not to answer	<input type="checkbox"/> EFV-Based First Line FDC

Facility Staff Reports of Medicine Shortage(s)

<input checked="" type="checkbox"/> HIV medicine	<input type="checkbox"/> PrEP	<input type="checkbox"/> TB medicine
<input type="checkbox"/> Contraceptives	<input type="checkbox"/> Pregnancy Test	<input type="checkbox"/> Vaccines
<input type="checkbox"/> Bandages (or other dry stock)	<input type="checkbox"/> Other medicines or diagnostic tests	<input type="checkbox"/> None of the above
<input type="checkbox"/> Don't know	<input type="checkbox"/> Prefer not to answer	

Facility Staff: Contraception Shortage(s)

<input type="checkbox"/> Condoms (male/external)	<input type="checkbox"/> Female/internal condoms	<input type="checkbox"/> Birth control pill
<input type="checkbox"/> Injection	<input type="checkbox"/> Implant	<input type="checkbox"/> IUD (interuterine device)
<input type="checkbox"/> Other	<input type="checkbox"/> Don't know	<input type="checkbox"/> Prefer not to answer

HIV medication shortage(s)

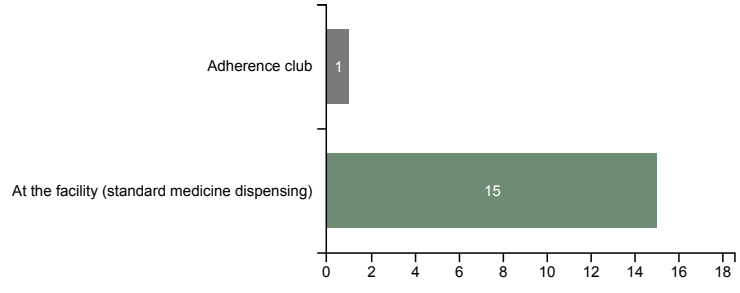
<input type="checkbox"/> First Line FDC	<input type="checkbox"/> DTG-Based First Line FDC	<input type="checkbox"/> Dumiva (ABC/3TC)
<input type="checkbox"/> Lamivudine (3TC)	<input type="checkbox"/> Emtricitabine (FTC)	<input type="checkbox"/> Abacavir (ABC)
<input type="checkbox"/> Zidovudine (AZT)	<input type="checkbox"/> Lobinavir/Ritonavir (LPV/r)	<input type="checkbox"/> Atazanavir/Ritonavir (ATV/r)
<input checked="" type="checkbox"/> Nevirapine (NVP)	<input type="checkbox"/> Other	<input type="checkbox"/> Don't Know
<input type="checkbox"/> Prefer not to answer	<input type="checkbox"/> EFV-Based First Line FDC	<input type="checkbox"/> Dolutegravir (DTG)



ARV Collection and Access

Where do you Collect ARVs?

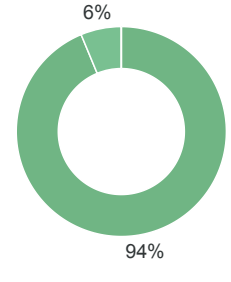
Patient Responses: 16



Length of HIV medicine refill?

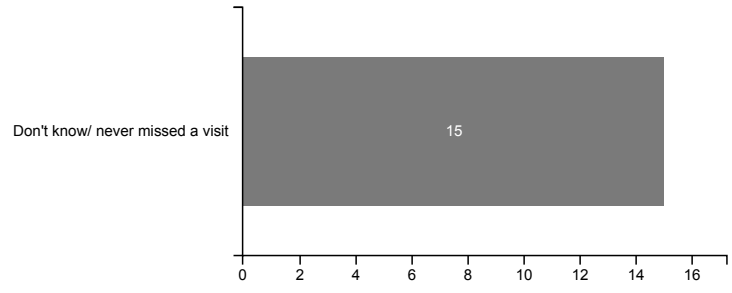
Patient Responses: 16

1 week:	0%
2 weeks:	0%
3 weeks:	0%
1 month:	0%
2 months:	94%
3 months:	6%
6 months:	0%
Don't know:	0%



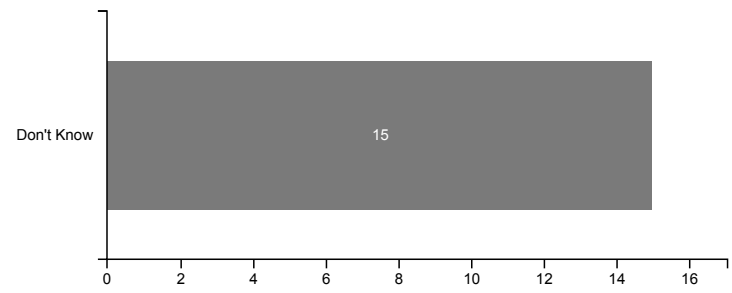
When Patients Miss a Visit to Collect ARVs:

Patient Responses: 15



When a patient misses a visit, what happens the next time the patients comes to collect ARVs?

Patient Responses: 15



Would Patients Like to Collect ARVs Closer to Home?

Patient Responses: 16

100% of patients say they would like to collect ARVs closer to home

- This ranks:
- 385 of 395 Facilities Nationally (Bottom Quarter)
 - 21 of 22 Facilities in the Province (Bottom Quarter)
 - 1 of 2 Facilities in the District (Bottom Half)

Adherence Clubs

If Not in an Adherence Club Already, Are you Aware of Them at this Facility?

Patient Responses: 15

93% of patients are aware of facility adherence clubs

Does the Adherence Club make HIV medicine pick up faster?

No Data for this Indicator

Is there peer support from PLHIV in the club?

No Data for this Indicator

Adherence Club Staffing

No Data for this Indicator

Does the Adherence Club provide information about the importance of taking your HIV medicine?

No Data for this Indicator

Topics Covered in the Adherence Club

No Data for this Indicator

Access to Viral Load Testing / Information

Do Patients Know Their Viral Load?

Patient Responses: 16

100% of patients know their viral load

This ranks:

- 1 of 395 Facilities Nationally (Top Quarter)
- 1 of 22 Facilities in the Province (Top Quarter)
- 1 of 2 Facilities in the District (Bottom Half)

Have Patients had a Viral Load Test in the Past Year?

Patient Responses: 16

100% of patients report having a viral load test

This ranks:

- 1 of 395 Facilities Nationally (Top Quarter)
- 1 of 22 Facilities in the Province (Top Quarter)
- 1 of 2 Facilities in the District (Bottom Half)

Did a Health Worker Explain the Viral Load Test Result?

Patient Responses: 16

69% of patients report viral load was explained

This ranks:

- 320 of 395 Facilities Nationally (Bottom Quarter)
- 16 of 22 Facilities in the Province (Bottom Half)
- 2 of 2 Facilities in the District (Bottom Quarter)

Treatment Literacy: Do Patients Understand Viral Load and their Health?

Patient Responses: 16

75% of patients understand an undetectable viral load means ARVs are working

This ranks:

- 280 of 395 Facilities Nationally (Bottom Half)
- 17 of 22 Facilities in the Province (Bottom Quarter)
- 1 of 2 Facilities in the District (Bottom Half)

Treatment Literacy: Do Patients Understand Viral Load and Transmission?

Patient Responses: 16

75% of patients understand an undetectable viral load means a person cannot transmit HIV

This ranks:


- 179 of 395 Facilities Nationally (Top Half)
- 8 of 22 Facilities in the Province (Top Half)
- 1 of 2 Facilities in the District (Bottom Half)

Confidentiality and Privacy

Have Patients been Asked to Participate in Index Testing?

Patient Responses: 16

No: 100%



100%

Did a Health Worker Tell You You can Refuse to Participate in Index Testing?

No Data for this Indicator

Do Patients Feel this Facility Keep People's HIV Status Confidential and Private?

Patient Responses: 16

100% of patients think the facility keeps people's HIV status confidential and private

This ranks:

- 1 of 395 Facilities Nationally (Top Quarter)
- 1 of 22 Facilities in the Province (Top Quarter)
- 1 of 2 Facilities in the District (Bottom Half)

Psycho-Social Support for PLHIV

Is Psycho-Social Counseling Available for PLHIV? Patient Responses: 16

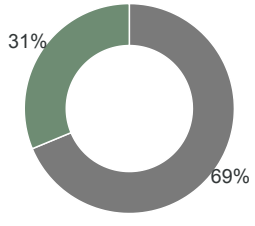
100% of patients report counseling is available

This ranks:

- 1 of 395 Facilities Nationally (Top Quarter)
- 1 of 22 Facilities in the Province (Top Quarter)
- 1 of 2 Facilities in the District (Bottom Half)

Is Psycho-Social Counseling Available for PLHIV? Patient Responses: 16

Yes:	69%
Don't know:	31%



PrEP and DTG-Related Contraceptive Access

What patients are offered PrEP? Select all that apply

No Data for this Indicator

Are Women Who are On or Switching to Dolutegravir-Based Regimens Offered Contraception?

No Data for this Indicator

COVID-19 Disruptions

Is the clinic currently open during the COVID-19 crisis?

Yes the clinic is open, and patients can enter the facility

Is the clinic faced with any of the following issues because of the COVID-19 crisis?

<input checked="" type="checkbox"/> There is no physical distancing inside the clinic grounds	<input checked="" type="checkbox"/> There is no physical distancing outside the gates of the clinic	<input checked="" type="checkbox"/> There is no access to soap and water
<input type="checkbox"/> There is no access to hand sanitiser	<input type="checkbox"/> Health workers are not wearing masks	<input type="checkbox"/> Health workers are not wearing masks properly
<input type="checkbox"/> Chronic patients are not entering the facility — they wait for medicines outside the gates	<input checked="" type="checkbox"/> The facility is not screening people for COVID-19 symptoms	<input type="checkbox"/> Clinical staff in the facility do not have enough PPE (masks, sanitiser)
<input type="checkbox"/> Non-clinical staff in the facility do not have enough PPE (masks, sanitiser)	<input type="checkbox"/> CHWs/CCGs do not have enough PPE (masks, sanitiser)	<input type="checkbox"/> Other
<input type="checkbox"/> None of the above	<input type="checkbox"/> There is no access to hand sanitiser	

Have you had any of the following issues getting healthcare because of the COVID-19 crisis?

<input type="checkbox"/> I couldn't get transportation to the clinic when I needed it	<input type="checkbox"/> The clinic wasn't open when I needed it	<input type="checkbox"/> The clinic didn't have the medicine that I needed
<input type="checkbox"/> The queue at the clinic was longer than usual	<input type="checkbox"/> There were less staff working than usual	<input type="checkbox"/> The clinic not providing the service I needed
<input type="checkbox"/> There is no physical distancing at the clinic putting me at risk of getting COVID-19	<input type="checkbox"/> There is no access to soap and water at the clinic	<input type="checkbox"/> There is no access to hand sanitiser at the clinic
<input type="checkbox"/> Other	<input checked="" type="checkbox"/> None of the above	

Facility Manager: Have you had any of the following issues at your clinic because of the COVID-19 crisis?

No Data for this Indicator



Kagisanong Clinic Monitoring Report

Free State - Mangaung: 2021 Q3

TB Infection Control

Details Green = 0 No Yellow = 1-2 No Red = 2+ No Clinic Result: **RED**

Enough room in the waiting area?

Most recent observation:

No

Of 438 Facility Observations:

- Yes: 208
- No: 228
- Don't know: 2

Time Patients Spend at the Facility?

Amount of time spent: (pass requires less than 1:15).

No: 6:44

This ranks:

- 356 of 396 Facilities Nationally (Bottom Quarter)
- 17 of 22 Facilities in the Province (Bottom Quarter)
- 1 of 2 Facilities in the District (Bottom Half)

Were the Facility Windows Open?

Most recent observation:

Yes

Of 438 Facility Observations:

- Yes: 421
- No: 17

Are people being asked for TB symptoms?

0% of patients report: Yes

No

This ranks:

- 380 of 396 Facilities Nationally (Bottom Quarter)
- 21 of 22 Facilities in the Province (Bottom Quarter)
- 2 of 2 Facilities in the District (Bottom Quarter)

Are people who are coughing in a separate room?

0% of patients report: Yes

No

This ranks:

- 360 of 396 Facilities Nationally (Bottom Quarter)
- 21 of 22 Facilities in the Province (Bottom Quarter)
- 2 of 2 Facilities in the District (Bottom Quarter)

Are there posters telling patient to cover mouth when coughing/sneezing?

Most recent observation:

Yes

Of 438 Facility Observations:

- Yes: 402
- No: 36