

## Facility Hours and Waiting Times

**Facility is Open 24 Hours**

**No**

Open Time M-F:	7:00
Open Time Sat:	7:00
Average stop time:	16:00

NDoH May 2019 Circular:  
"Facilities must be open from 5.00 - 19.00, as well as 8.00 - 16.00 on Saturdays."

**Time Patients Spend at the Facility?** Patient Responses: 15

Amount of time spent: **2:21**

This ranks:

- 38 of 396 Facilities Nationally (Top Quarter)
- 24 of 135 Facilities in the Province (Top Quarter)
- 9 of 12 Facilities in the District (Bottom Quarter)

**Earliest Patient Arrival Time** Patient Responses: 15

Earliest arrival time **5:58**

This ranks:

- 91 of 396 Facilities Nationally (Top Quarter)
- 42 of 135 Facilities in the Province (Top Half)
- 6 of 12 Facilities in the District (Bottom Half)

**Are the Queues at the Facility Long?** Patient Responses: 15

**0%** of patients report long queues

---

No Data for this Indicator

**Please specify the other reasons why the queues are long**

No Data for this Indicator

**How Safe is the Facility to Wait Before it Opens?** Patient Responses: 8

Very Unsafe:	0%
Unsafe:	0%
Neither Safe or Unsafe:	75%
Safe:	25%
Very Safe:	0%
Don't know:	0%

This ranks:

- 132 of 335 Facilities Nationally (Top Half)
- 56 of 106 Facilities in the Province (Bottom Half)
- 4 of 5 Facilities in the District (Bottom Quarter)

## Facility Staff

**Are there Enough Staff at the Facility?** Patient Responses: 15

Always:	93%
Sometimes:	7%

This ranks:

- 24 of 396 Facilities Nationally (Top Quarter)
- 17 of 135 Facilities in the Province (Top Quarter)
- 8 of 12 Facilities in the District (Bottom Half)

**Are Staff Friendly and Professional?** Patient Responses: 15

**Yes: 100%**

This ranks:

- 1 of 396 Facilities Nationally (Top Quarter)
- 1 of 135 Facilities in the Province (Top Quarter)
- 1 of 12 Facilities in the District (Top Quarter)

**Facility Manager: Does the Facility have Enough Staff?** Facility Responses: 1

**Yes**

**Which Cadres are Understaffed?**

No Data for this Indicator



# KwaMbonambi Clinic (Sappi Clinic) Monitoring Report

KwaZulu-Natal - King Cetshwayo: 2021 Q3

## Clinic Conditions

### What is the Condition of the Building?

Total Observations: 1

Building condition was: **Good**

<input type="checkbox"/> Broken furniture	<input type="checkbox"/> Broken windows or doors	<input type="checkbox"/> Broken roof or walls
<input type="checkbox"/> Other	<input type="checkbox"/> Don't know	

### What is the Condition of the Toilets?

Total Observations: 1

Toilet condition was: **Good**

<input type="checkbox"/> No soap	<input type="checkbox"/> No water	<input type="checkbox"/> No toilet paper
<input type="checkbox"/> No light	<input type="checkbox"/> Dirty	<input type="checkbox"/> Blocked
<input type="checkbox"/> Broken	<input type="checkbox"/> Out of order	<input type="checkbox"/> Don't Know

### How Clean is the Facility

Patient Responses: 15

Very Dirty:	0%
Dirty:	0%
Neither Clean or 40% Dirty:	0%
Clean:	53%
Very Clean:	7%
Don't know:	0%

This ranks:

- 266 of 396 Facilities Nationally (Bottom Half)
- 87 of 135 Facilities in the Province (Bottom Half)
- 12 of 12 Facilities in the District (Bottom Quarter)

### Facility Manager: Is there enough space in the facility to meet patient's needs?

Facility Responses: 1

## No, we require something additional

<input checked="" type="checkbox"/> Patients waiting space	<input checked="" type="checkbox"/> Rooms for medical care	<input type="checkbox"/> Private HIV counseling or testing
<input type="checkbox"/> Laboratory space	<input checked="" type="checkbox"/> Files	<input checked="" type="checkbox"/> Data capturers
<input checked="" type="checkbox"/> Adherence clubs	<input checked="" type="checkbox"/> Pharmacy	<input checked="" type="checkbox"/> Storage
<input type="checkbox"/> Other	<input type="checkbox"/> Don't know	<input type="checkbox"/> Prefer not to answer

## Access to Medicines and Shortages/Stockouts

### Patient Reports of Medicine Shortage(s)

No Data for this Indicator

### Any Patients left without the Medicine due to Shortage

Patient Responses: 15

No: 100%

100%

### Patient Reports of Medicine Shortage(s)

Patient Reports of Medicine Shortage(s)

<input type="checkbox"/> HIV medicine	<input type="checkbox"/> PrEP	<input type="checkbox"/> TB medicine
<input type="checkbox"/> Contraceptives	<input type="checkbox"/> Pregnancy Test	<input type="checkbox"/> Vaccines
<input type="checkbox"/> Bandages (or other dry stock)	<input type="checkbox"/> Other medicines or tests	<input type="checkbox"/> None of the above
<input type="checkbox"/> Don't know	<input type="checkbox"/> Prefer not to answer	

Contraception shortage(s)

<input type="checkbox"/> Condoms (male/external)	<input type="checkbox"/> Female/internal condoms	<input type="checkbox"/> Birth control pill
<input type="checkbox"/> Injection	<input type="checkbox"/> Implant	<input type="checkbox"/> IUD (interuterine device)
<input type="checkbox"/> Other	<input type="checkbox"/> Don't know	<input type="checkbox"/> Prefer not to answer

HIV medication shortage(s)

<input type="checkbox"/> First Line FDC	<input type="checkbox"/> DTG-Based First Line FDC	<input type="checkbox"/> Dumiva (ABC/3TC)
<input type="checkbox"/> Lamivudine (3TC)	<input type="checkbox"/> Emtricitabine (FTC)	<input type="checkbox"/> Abacavir (ABC)
<input type="checkbox"/> Zidovudine (AZT)	<input type="checkbox"/> Loinavir/Ritonavir (LPV/r)	<input type="checkbox"/> Atazanavir/Ritonavir (ATV/r)
<input type="checkbox"/> Dolutegravir (DTG)	<input type="checkbox"/> Nevirapine (NVP)	<input type="checkbox"/> Other
<input type="checkbox"/> Don't Know	<input type="checkbox"/> Prefer not to answer	<input type="checkbox"/> EFV-Based First Line FDC

### Facility Staff Reports of Medicine Shortage(s)

Facility Staff Reports of Medicine Shortage(s)

<input type="checkbox"/> HIV medicine	<input type="checkbox"/> PrEP	<input type="checkbox"/> TB medicine
<input type="checkbox"/> Contraceptives	<input type="checkbox"/> Pregnancy Test	<input type="checkbox"/> Vaccines
<input type="checkbox"/> Bandages (or other dry stock)	<input type="checkbox"/> Other medicines or diagnostic tests	<input checked="" type="checkbox"/> None of the above
<input type="checkbox"/> Don't know	<input type="checkbox"/> Prefer not to answer	

Facility Staff: Contraception Shortage(s)

<input type="checkbox"/> Condoms (male/external)	<input type="checkbox"/> Female/internal condoms	<input type="checkbox"/> Birth control pill
<input type="checkbox"/> Injection	<input type="checkbox"/> Implant	<input type="checkbox"/> IUD (interuterine device)
<input type="checkbox"/> Other	<input type="checkbox"/> Don't know	<input type="checkbox"/> Prefer not to answer

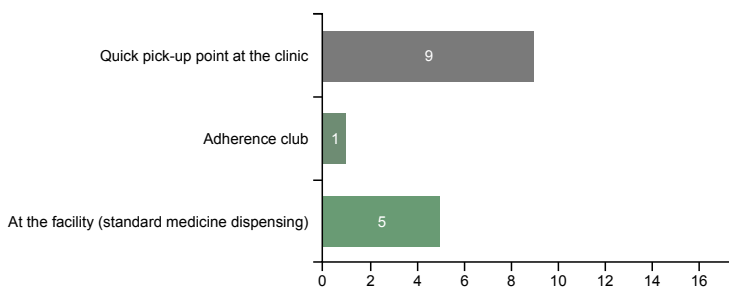
HIV medication shortage(s)

<input type="checkbox"/> First Line FDC	<input type="checkbox"/> DTG-Based First Line FDC	<input type="checkbox"/> Dumiva (ABC/3TC)
<input type="checkbox"/> Lamivudine (3TC)	<input type="checkbox"/> Emtricitabine (FTC)	<input type="checkbox"/> Abacavir (ABC)
<input type="checkbox"/> Zidovudine (AZT)	<input type="checkbox"/> Loinavir/Ritonavir (LPV/r)	<input type="checkbox"/> Atazanavir/Ritonavir (ATV/r)
<input type="checkbox"/> Nevirapine (NVP)	<input type="checkbox"/> Other	<input type="checkbox"/> Don't Know
<input type="checkbox"/> Prefer not to answer	<input type="checkbox"/> EFV-Based First Line FDC	<input type="checkbox"/> Dolutegravir (DTG)

## ARV Collection and Access

### Where do you Collect ARVs?

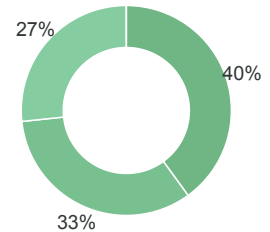
Patient Responses: 15



### Length of HIV medicine refill?

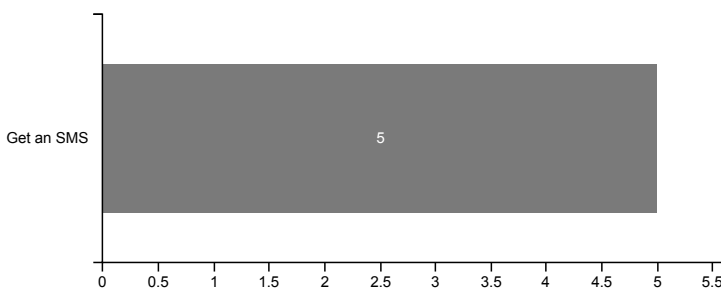
Patient Responses: 15

1 week:	0%
2 weeks:	0%
3 weeks:	0%
1 month:	0%
2 months:	40%
3 months:	33%
6 months:	27%
Don't know:	0%



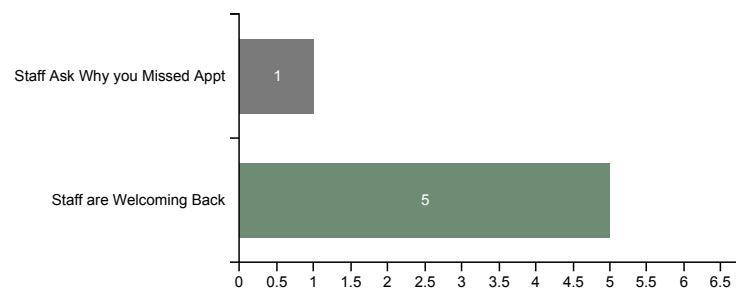
### When Patients Miss a Visit to Collect ARVs:

Patient Responses: 5



### When a patient misses a visit, what happens the next time the patients comes to collect ARVs?

Patient Responses: 6



### Would Patients Like to Collect ARVs Closer to Home?

Patient Responses: 15

**87%** of patients say they would like to collect ARVs closer to home

This ranks:

- 354 of 395 Facilities Nationally (Bottom Quarter)
- 118 of 135 Facilities in the Province (Bottom Quarter)
- 12 of 12 Facilities in the District (Bottom Quarter)

## Adherence Clubs

### If Not in an Adherence Club Already, Are you Aware of Them at this Facility?

Patient Responses: 14

**100%** of patients are aware of facility adherence clubs

### Does the Adherence Club make HIV medicine pick up faster?

No Data for this Indicator

### Is there peer support from PLHIV in the club?

No Data for this Indicator

### Does the Adherence Club provide information about the importance of taking your HIV medicine?

No Data for this Indicator

### Number of Adherence Clubs at the Facility

Total Adherence Clubs at Facility:	0
• Facility-Based Clubs:	0
• Community-Based Clubs:	0
Number of Adherence Club Facilitators:	NA
Number of Adherence Club Nurses:	NA
Adherence Clubs per Facilitator:	NA

This ranks:

No Ranking Data Available

### Topics Covered in the Adherence Club

No Data for this Indicator

## Access to Viral Load Testing / Information

**Do Patients Know Their Viral Load?**

Patient Responses: 15

**100%** of patients know their viral load

This ranks:

- 1 of 395 Facilities Nationally (Top Quarter)
- 1 of 135 Facilities in the Province (Top Quarter)
- 1 of 12 Facilities in the District (Top Quarter)

**Have Patients had a Viral Load Test in the Past Year?**

Patient Responses: 15

**100%** of patients report having a viral load test

This ranks:

- 1 of 395 Facilities Nationally (Top Quarter)
- 1 of 135 Facilities in the Province (Top Quarter)
- 1 of 12 Facilities in the District (Top Quarter)

**Did a Health Worker Explain the Viral Load Test Result?**

Patient Responses: 15

**100%** of patients report viral load was explained

This ranks:

- 1 of 395 Facilities Nationally (Top Quarter)
- 1 of 135 Facilities in the Province (Top Quarter)
- 1 of 12 Facilities in the District (Top Quarter)

**Treatment Literacy: Do Patients Understand Viral Load and their Health?**

Patient Responses: 15

**100%** of patients understand an undetectable viral load means ARVs are working

This ranks:

- 1 of 395 Facilities Nationally (Top Quarter)
- 1 of 135 Facilities in the Province (Top Quarter)
- 1 of 12 Facilities in the District (Top Quarter)

**Treatment Literacy: Do Patients Understand Viral Load and Transmission?**

Patient Responses: 15

**100%** of patients understand an undetectable viral load means a person cannot transmit HIV

This ranks:


- 1 of 395 Facilities Nationally (Top Quarter)
- 1 of 135 Facilities in the Province (Top Quarter)
- 1 of 12 Facilities in the District (Top Quarter)

## Confidentiality and Privacy

**Have Patients been Asked to Participate in Index Testing?**

Patient Responses: 15

Yes: 100%




100%

**Did a Health Worker Tell You You can Refuse to Participate in Index Testing?**

Patient Responses: 15

Yes: 100%



100%

This ranks:

- 1 of 376 Facilities Nationally (Top Quarter)
- 1 of 129 Facilities in the Province (Top Quarter)
- 1 of 12 Facilities in the District (Top Quarter)

**Do Patients Feel this Facility Keep People's HIV Status Confidential and Private?**

Patient Responses: 15

**100%** of patients think the facility keeps people's HIV status confidential and private

This ranks:

- 1 of 395 Facilities Nationally (Top Quarter)
- 1 of 135 Facilities in the Province (Top Quarter)
- 1 of 12 Facilities in the District (Top Quarter)

## Psycho-Social Support for PLHIV

### Is Psycho-Social Counseling Available for PLHIV?

Patient Responses: 15

**100%** of patients report counseling is available


This ranks:

- 1 of 395 Facilities Nationally (Top Quarter)
- 1 of 135 Facilities in the Province (Top Quarter)
- 1 of 12 Facilities in the District (Top Quarter)

### Is Psycho-Social Counseling Available for PLHIV?

Patient Responses: 15

Yes: 100%



100%

## PrEP and DTG-Related Contraceptive Access

### What patients are offered PrEP? Select all that apply

<input checked="" type="checkbox"/> Adolescent girls/young women	<input checked="" type="checkbox"/> All women	<input type="checkbox"/> Men who have sex with men
<input checked="" type="checkbox"/> Sex workers	<input type="checkbox"/> People who inject drugs	<input checked="" type="checkbox"/> Anyone who is sexually active
<input type="checkbox"/> Other	<input type="checkbox"/> Don't know	<input type="checkbox"/> Prefer not to answer

### Are Women Who are On or Switching to Dolutegravir-Based Regimens Offered Contraception?

Facility Responses: 1

**Yes**

## COVID-19 Disruptions

### Is the clinic currently open during the COVID-19 crisis?

Yes the clinic is open, and patients can enter the facility

### Is the clinic faced with any of the following issues because of the COVID-19 crisis?

<input type="checkbox"/> There is no physical distancing inside the clinic grounds	<input type="checkbox"/> There is no physical distancing outside the gates of the clinic	<input type="checkbox"/> There is no access to soap and water
<input type="checkbox"/> There is no access to hand sanitiser	<input type="checkbox"/> Health workers are not wearing masks	<input type="checkbox"/> Health workers are not wearing masks properly
<input type="checkbox"/> Chronic patients are not entering the facility — they wait for medicines outside the gates	<input type="checkbox"/> The facility is not screening people for COVID-19 symptoms	<input type="checkbox"/> Clinical staff in the facility do not have enough PPE (masks, sanitiser)
<input type="checkbox"/> Non-clinical staff in the facility do not have enough PPE (masks, sanitiser)	<input type="checkbox"/> CHWs/CCGs do not have enough PPE (masks, sanitiser)	<input type="checkbox"/> Other
<input checked="" type="checkbox"/> None of the above	<input type="checkbox"/> There is no access to hand sanitiser	

### Have you had any of the following issues getting healthcare because of the COVID-19 crisis?

<input checked="" type="checkbox"/> I couldn't get transportation to the clinic when I needed it	<input type="checkbox"/> The clinic wasn't open when I needed it	<input type="checkbox"/> The clinic didn't have the medicine that I needed
<input type="checkbox"/> The queue at the clinic was longer than usual	<input type="checkbox"/> There were less staff working than usual	<input type="checkbox"/> The clinic not providing the service I needed
<input type="checkbox"/> There is no physical distancing at the clinic putting me at risk of getting COVID-19	<input type="checkbox"/> There is no access to soap and water at the clinic	<input type="checkbox"/> There is no access to hand sanitiser at the clinic
<input type="checkbox"/> Other	<input checked="" type="checkbox"/> None of the above	

### Facility Manager: Have you had any of the following issues at your clinic because of the COVID-19 crisis?

<input type="checkbox"/> We are experiencing more stockouts or shortages of medicines than usual	<input type="checkbox"/> We are experiencing more shortages of personal protective equipment for staff than usual	<input type="checkbox"/> We can only serve patients at the gate—patients do not enter the facility
<input type="checkbox"/> We have more restricted hours of operation than usual	<input type="checkbox"/> We have higher patient wait times than usual	<input type="checkbox"/> We are operating with fewer staff than usual
<input type="checkbox"/> The clinic has been completely closed for a period of time	<input type="checkbox"/> We can serve less patients than usual	<input checked="" type="checkbox"/> None of the above
<input type="checkbox"/> Other		



# KwaMbonambi Clinic (Sappi Clinic) Monitoring Report

KwaZulu-Natal - King Cetshwayo: 2021 Q3

## TB Infection Control

Details      Green = 0 No      Yellow = 1-2 No      Red = 2+ No      Clinic Result: **RED**

**Enough room in the waiting area?**

Most recent observation: **No**

Of 438 Facility Observations:  
• Yes: 208  
• No: 228  
• Don't know: 2

**Time Patients Spend at the Facility?**

Amount of time spent: (pass requires less than 1:15). **No: 2:21**

This ranks:  
• 38 of 396 Facilities Nationally (Top Quarter)  
• 24 of 135 Facilities in the Province (Top Quarter)  
• 9 of 12 Facilities in the District (Bottom Quarter)

**Were the Facility Windows Open?**

Most recent observation: **Yes**

Of 438 Facility Observations:  
• Yes: 421  
• No: 17

**Are people being asked for TB symptoms?**

100% of patients report:Yes **Yes**

This ranks:  
• 1 of 396 Facilities Nationally (Top Quarter)  
• 1 of 135 Facilities in the Province (Top Quarter)  
• 1 of 12 Facilities in the District (Top Quarter)

**Are people who are coughing in a separate room?**

7% of patients report:Yes **No**

This ranks:  
• 346 of 396 Facilities Nationally (Bottom Quarter)  
• 122 of 135 Facilities in the Province (Bottom Quarter)  
• 12 of 12 Facilities in the District (Bottom Quarter)

**Are there posters telling patient to cover mouth when coughing/sneezing?**

Most recent observation: **Yes**

Of 438 Facility Observations:  
• Yes: 402  
• No: 36