

## Facility Hours and Waiting Times

### Facility is Open 24 Hours

**No**

Open Time M-F:	7:00
Open Time Sat:	8:00
Average stop time:	15:57

NDoH May 2019 Circular: "Facilities must be open from 5.00 - 19.00, as well as 8.00 - 16.00 on Saturdays."

### Time Patients Spend at the Facility?

Patient Responses: 17

Amount of time spent: **7:10**

- This ranks:
- 370 of 394 Facilities Nationally (Bottom Quarter)
  - 13 of 14 Facilities in the Province (Bottom Quarter)
  - 3 of 3 Facilities in the District (Bottom Quarter)

### Earliest Patient Arrival Time

Patient Responses: 18


Earliest arrival time **4:15**

- This ranks:
- 387 of 397 Facilities Nationally (Bottom Quarter)
  - 10 of 14 Facilities in the Province (Bottom Half)
  - 3 of 3 Facilities in the District (Bottom Quarter)

### Are the Queues at the Facility Long?

Patient Responses: 18

**100%** of patients report long queues

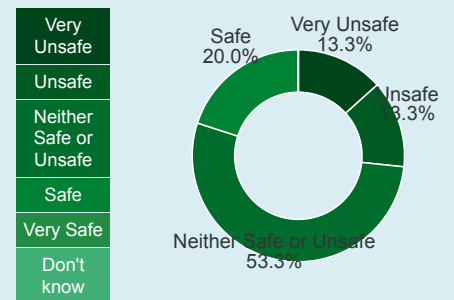


### Please specify the other reasons why the queues are long

No Data for this Indicator

### How Safe is the Facility to Wait Before it Opens?

Patient Responses: 15

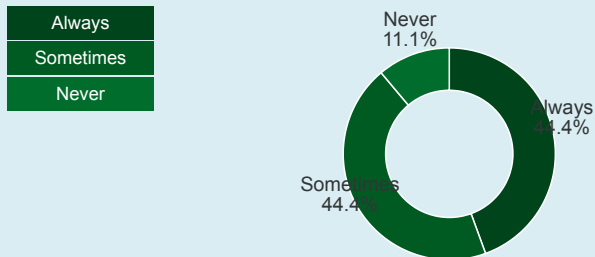


- This ranks:
- 200 of 340 Facilities Nationally (Bottom Half)
  - 7 of 7 Facilities in the Province (Bottom Quarter)
  - 1 of 1 Facilities in the District (Bottom Quarter)

## Facility Staff

### Are there Enough Staff at the Facility?

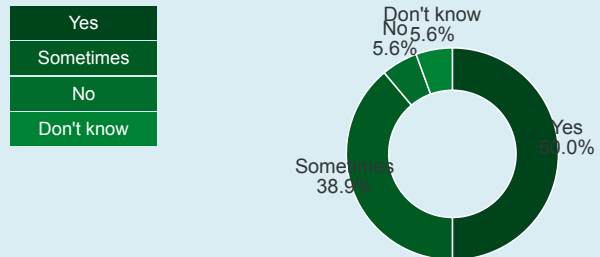
Patient Responses: 18



- This ranks:
- 96 of 397 Facilities Nationally (Top Quarter)
  - 3 of 14 Facilities in the Province (Top Quarter)
  - 2 of 3 Facilities in the District (Bottom Half)

### Are Staff Friendly and Professional?

Patient Responses: 18



### Facility Manager: Does the Facility have Enough Staff?

No Data for this Indicator

### Which Cadres are Understaffed?

No Data for this Indicator

## Clinic Conditions and Patient Safety

### What is the Condition of the Building?

Total Observations:1

Building condition was:

**Good**

<input type="checkbox"/> Broken furniture	<input type="checkbox"/> Broken windows or doors	<input type="checkbox"/> Broken roof or walls
<input type="checkbox"/> Other	<input type="checkbox"/> Don't know	

### What is the Condition of the Toilets?

Total Observations:1

Toilet condition was:

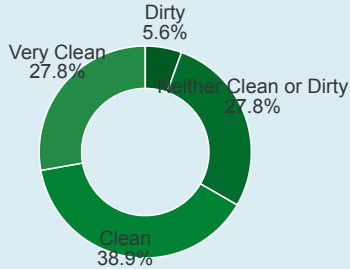
**Good**

<input type="checkbox"/> No soap	<input type="checkbox"/> No water	<input type="checkbox"/> No toilet paper
<input type="checkbox"/> No light	<input type="checkbox"/> Dirty	<input type="checkbox"/> Blocked
<input type="checkbox"/> Broken	<input type="checkbox"/> Out of order	<input type="checkbox"/> Don't Know

### How Clean is the Facility

Patient Responses: 18

Very Dirty
Dirty
Neither Clean or Dirty
Clean
Very Clean
Don't know



This ranks:

- 189 of 397 Facilities Nationally (Top Half)
- 7 of 14 Facilities in the Province (Bottom Half)
- 2 of 3 Facilities in the District (Bottom Half)

### Facility Manager: Is there enough space in the facility to meet patient's needs?

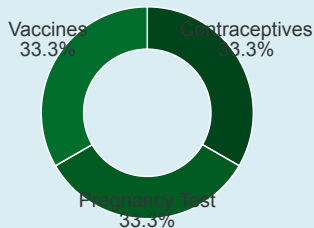
No Data for this Indicator

## Access to Medicines and Shortages/Stockouts

### Patient Reports of Medicine Shortage(s)

Patient Responses: 3

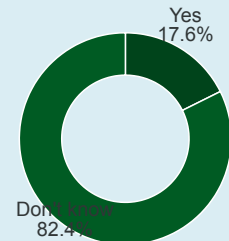
Contraceptives



### Any Patients left without the Medicine due to Shortage

Patient Responses: 17

Yes
No
Don't know



### Patient Reports of Medicine Shortage(s)

#### Patient Reports of Medicine Shortage(s)

<input type="checkbox"/> HIV medicine	<input type="checkbox"/> PrEP	<input type="checkbox"/> TB medicine
<input checked="" type="checkbox"/> Contraceptives	<input checked="" type="checkbox"/> Pregnancy Test	<input checked="" type="checkbox"/> Vaccines
<input type="checkbox"/> Bandages (or other dry stock)	<input type="checkbox"/> Other medicines or tests	<input type="checkbox"/> None of the above
<input type="checkbox"/> Don't know	<input type="checkbox"/> Prefer not to answer	

#### Contraception shortage(s)

<input type="checkbox"/> Condoms (male/external)	<input type="checkbox"/> Female/internal condoms	<input type="checkbox"/> Birth control pill
<input type="checkbox"/> Injection	<input type="checkbox"/> Implant	<input type="checkbox"/> IUD (interuterine device)
<input type="checkbox"/> Other	<input type="checkbox"/> Don't know	<input type="checkbox"/> Prefer not to answer

#### HIV medication shortage(s)

<input type="checkbox"/> First Line FDC	<input type="checkbox"/> DTG-Based First Line FDC	<input type="checkbox"/> Dumiva (ABC/3TC)
<input type="checkbox"/> Lamivudine (3TC)	<input type="checkbox"/> Emtricitabine (FTC)	<input type="checkbox"/> Abacavir (ABC)
<input type="checkbox"/> Zidovudine (AZT)	<input type="checkbox"/> Lobinavir/Ritonavir (LPV/r)	<input type="checkbox"/> Atazanavir/Ritonavir (ATV/r)
<input type="checkbox"/> Dolutegravir (DTG)	<input type="checkbox"/> Nevirapine (NVP)	<input type="checkbox"/> Other
<input type="checkbox"/> Don't Know	<input type="checkbox"/> Prefer not to answer	<input type="checkbox"/> EFV-Based First Line FDC

### Facility Staff Reports of Medicine Shortage(s)

#### Facility Staff Reports of Medicine Shortage(s)

<input checked="" type="checkbox"/> HIV medicine	<input type="checkbox"/> PrEP	<input checked="" type="checkbox"/> TB medicine
<input checked="" type="checkbox"/> Contraceptives	<input type="checkbox"/> Pregnancy Test	<input type="checkbox"/> Vaccines
<input type="checkbox"/> Bandages (or other dry stock)	<input type="checkbox"/> Other medicines or diagnostic tests	<input type="checkbox"/> None of the above
<input type="checkbox"/> Don't know	<input type="checkbox"/> Prefer not to answer	

#### Facility Staff: Contraception Shortage(s)

<input type="checkbox"/> Condoms (male/external)	<input type="checkbox"/> Female/internal condoms	<input checked="" type="checkbox"/> Birth control pill
<input type="checkbox"/> Injection	<input type="checkbox"/> Implant	<input type="checkbox"/> IUD (interuterine device)
<input type="checkbox"/> Other	<input type="checkbox"/> Don't know	<input type="checkbox"/> Prefer not to answer

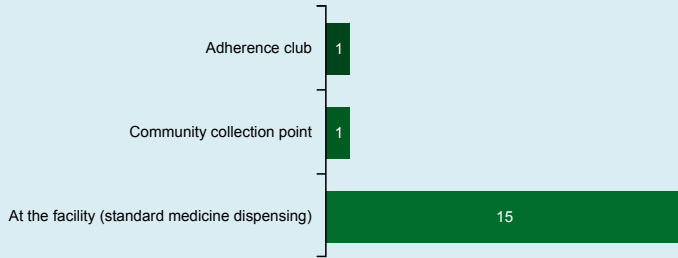
#### Facility Staff HIV medication shortage(s)

<input type="checkbox"/> First Line FDC	<input checked="" type="checkbox"/> DTG-Based First Line FDC	<input type="checkbox"/> Dumiva (ABC/3TC)
<input type="checkbox"/> Lamivudine (3TC)	<input type="checkbox"/> Emtricitabine (FTC)	<input type="checkbox"/> Abacavir (ABC)
<input type="checkbox"/> Zidovudine (AZT)	<input type="checkbox"/> Lobinavir/Ritonavir (LPV/r)	<input type="checkbox"/> Atazanavir/Ritonavir (ATV/r)
<input type="checkbox"/> Nevirapine (NVP)	<input type="checkbox"/> Other	<input type="checkbox"/> Don't Know
<input type="checkbox"/> Prefer not to answer	<input type="checkbox"/> EFV-Based First Line FDC	<input type="checkbox"/> Dolutegravir (DTG)

## ARV Collection and Access

### Where do you Collect ARVs?

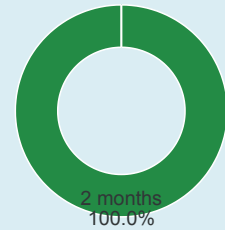
Patient Responses: 17



### Length of HIV medicine refill?

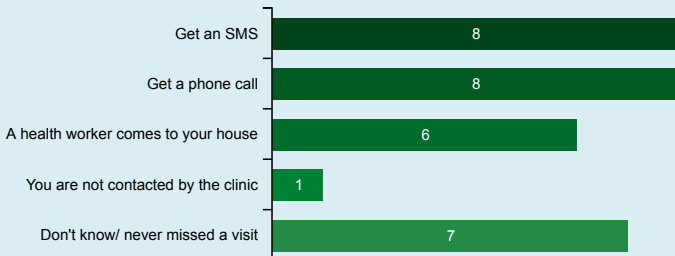
Patient Responses: 18

- 1 week
- 2 weeks
- 3 weeks
- 1 month
- 2 months
- 3 months
- 6 months
- Don't know



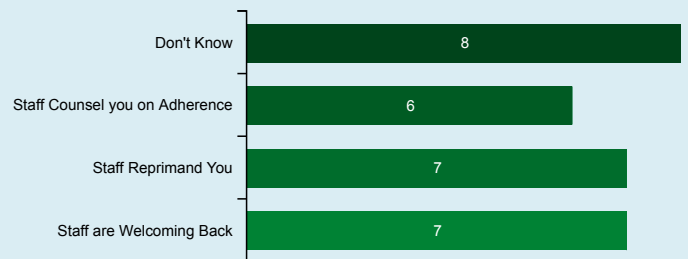
### When Patients Miss a Visit to Collect ARVs:

Patient Responses: 30



### When a patient misses a visit, what happens the next time the patients comes to collect ARVs?

Patient Responses: 28



### Would Patients Like to Collect ARVs Closer to Home?

Patient Responses: 18

**100%** of patients say they would like to collect ARVs closer to home

This ranks:

- 321 of 397 Facilities Nationally (Bottom Quarter)
- 9 of 14 Facilities in the Province (Bottom Half)
- 2 of 3 Facilities in the District (Bottom Half)

## Adherence Clubs

### If Not in an Adherence Club Already, Are you Aware of Them at this Facility?

Patient Responses: 17

**94%** of patients are aware of facility adherence clubs

### Does the Adherence Club make HIV medicine pick up faster?

No Data for this Indicator

### Is there peer support from PLHIV in the club?

No Data for this Indicator

### Does the Adherence Club provide information about the importance of taking your HIV medicine?

No Data for this Indicator

### Adherence Club Staffing

Total Adherence Clubs at Facility:	7
• Facility-Based Clubs:	7
• Community-Based Clubs:	0
Number of Adherence Club Facilitators:	NA
Number of Adherence Club Nurses:	NA
Adherence Clubs per Facilitator:	NA

This ranks:

No Ranking Data Available

### Topics Covered in the Adherence Club

No Data for this Indicator

## Access to Viral Load Testing / Information

### Do Patients Know Their Viral Load?

Patient Responses: 18

**100%** of patients know their viral load

This ranks:

- 1 of 397 Facilities Nationally (Top Quarter)
- 1 of 14 Facilities in the Province (Top Quarter)
- 1 of 3 Facilities in the District (Top Half)

### Have Patients had a Viral Load Test in the Past Year?

Patient Responses: 18

**100%** of patients report having a viral load test

This ranks:

- 1 of 397 Facilities Nationally (Top Quarter)
- 1 of 14 Facilities in the Province (Top Quarter)
- 1 of 3 Facilities in the District (Top Half)

### Did a Health Worker Explain the Viral Load Test Result?

Patient Responses: 18

**89%** of patients report viral load was explained

This ranks:

- 162 of 396 Facilities Nationally (Top Half)
- 8 of 14 Facilities in the Province (Bottom Half)
- 3 of 3 Facilities in the District (Bottom Quarter)

### Treatment Literacy: Do Patients Understand Viral Load and their Health?

Patient Responses: 18

**22%** of patients understand an undetectable viral load means ARVs are working

This ranks:

- 387 of 397 Facilities Nationally (Bottom Quarter)
- 13 of 14 Facilities in the Province (Bottom Quarter)
- 2 of 3 Facilities in the District (Bottom Half)

### Treatment Literacy: Do Patients Understand Viral Load and Transmission?

Patient Responses: 18

**11%** of patients understand an undetectable viral load means a person cannot transmit HIV

This ranks:

- 359 of 397 Facilities Nationally (Bottom Quarter)
- 13 of 14 Facilities in the Province (Bottom Quarter)
- 2 of 3 Facilities in the District (Bottom Half)

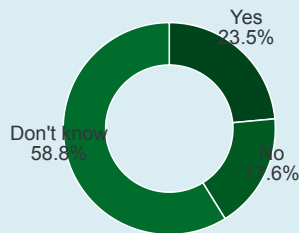
## Confidentiality and Privacy

### Have Patients been Asked to Participate in Index Testing?

Patient Responses: 17

Yes

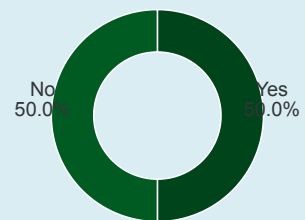
No



### Did a Health Worker Tell You You can Refuse to Participate in Index Testing?

Patient Responses: 4

No



This ranks:

- 261 of 388 Facilities Nationally (Bottom Half)
- 8 of 14 Facilities in the Province (Bottom Half)
- 1 of 3 Facilities in the District (Top Half)

### Do Patients Feel this Facility Keep People's HIV Status Confidential and Private?

Patient Responses: 17

**53%** of patients think the facility keeps people's HIV status confidential and private

This ranks:

- 358 of 397 Facilities Nationally (Bottom Quarter)
- 12 of 14 Facilities in the Province (Bottom Quarter)
- 2 of 3 Facilities in the District (Bottom Half)

## Psycho-Social Support for PLHIV

Is Psycho-Social Counseling Available for PLHIV?

Patient Responses: 18

**61%** of patients report counseling is available

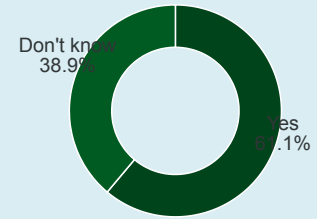
This ranks:

- 279 of 397 Facilities Nationally (Bottom Half)
- 7 of 14 Facilities in the Province (Bottom Half)
- 2 of 3 Facilities in the District (Bottom Half)

Is Psycho-Social Counseling Available for PLHIV?

Patient Responses: 18

Yes



## PrEP and DTG-Related Contraceptive Access

What patients are offered PrEP? Select all that apply

No Data for this Indicator

Are Women Who are On or Switching to Dolutegravir-Based Regimens Offered Contraception?

Facility Responses: 1

Yes

## COVID-19 Disruptions

Is the clinic currently open during the COVID-19 crisis?

Yes the clinic is open, and patients can enter the facility

Is the clinic faced with any of the following issues because of the COVID-19 crisis?

- |   |  |   |
|---|--|---|
| <input type="checkbox"/> There is no physical distancing inside the clinic grounds                                  | <input type="checkbox"/> There is no physical distancing outside the gates of the clinic | <input type="checkbox"/> There is no access to soap and water                                     |
| <input type="checkbox"/> There is no access to hand sanitiser   | <input type="checkbox"/> Health workers are not wearing masks                            | <input type="checkbox"/> Health workers are not wearing masks properly                            |
| <input type="checkbox"/> Chronic patients are not entering the facility — they wait for medicines outside the gates | <input type="checkbox"/> The facility is not screening people for COVID-19 symptoms      | <input type="checkbox"/> Clinical staff in the facility do not have enough PPE (masks, sanitiser) |
| <input type="checkbox"/> Non-clinical staff in the facility do not have enough PPE (masks, sanitiser)               | <input type="checkbox"/> CHWs/CCGs do not have enough PPE (masks, sanitiser)             | <input type="checkbox"/> Other  |
| <input checked="" type="checkbox"/> None of the above   | <input type="checkbox"/> There is no access to hand sanitiser                            |   |

Have you had any of the following issues getting healthcare because of the COVID-19 crisis?

- |   |   |   |
|---|---|---|
| <input type="checkbox"/> I couldn't get transportation to the clinic when I needed it                         | <input type="checkbox"/> The clinic wasn't open when I needed it            | <input checked="" type="checkbox"/> The clinic didn't have the medicine that I needed |
| <input type="checkbox"/> The queue at the clinic was longer than usual  | <input type="checkbox"/> There were less staff working than usual           | <input type="checkbox"/> The clinic not providing the service I needed                |
| <input type="checkbox"/> There is no physical distancing at the clinic putting me at risk of getting COVID-19 | <input type="checkbox"/> There is no access to soap and water at the clinic | <input type="checkbox"/> There is no access to hand sanitiser at the clinic           |
| <input type="checkbox"/> Other  | <input checked="" type="checkbox"/> None of the above                       |   |

Facility Manager: Have you had any of the following issues at your clinic because of the COVID-19 crisis?

- |  |   |  |
|--|---|--|
| <input type="checkbox"/> We are experiencing more stockouts or shortages of medicines that usual | <input type="checkbox"/> We are experiencing more shortages of personal protective equipment for staff than usual | <input type="checkbox"/> We can only serve patients at the gate—patients do not enter the facility |
| <input type="checkbox"/> We have more restricted hours of operation than usual                   | <input type="checkbox"/> We have higher patient wait times than usual   | <input type="checkbox"/> We are operating with fewer staff than usual                              |
| <input type="checkbox"/> The clinic has been completely closed for a period of time              | <input type="checkbox"/> We can serve less patients than usual  | <input checked="" type="checkbox"/> None of the above  |
| <input type="checkbox"/> Other   |   |  |

## TB Infection Control

Details      Green = 0 No      Yellow = 1-2 No      Red = 2+ No      Clinic Result: **RED**

### Enough room in the waiting area?

Most recent observation: **No**

Of 435 Facility Observations:

- Yes: 208
- No: 227

### Time Patients Spend at the Facility?

Amount of time spent: (pass requires less than 1:15). **No: 7:10**

This ranks:

- 370 of 394 Facilities Nationally (Bottom Quarter)
- 13 of 14 Facilities in the Province (Bottom Quarter)
- 3 of 3 Facilities in the District (Bottom Quarter)

### Were the Facility Windows Open?

Most recent observation: **Yes**

Of 435 Facility Observations:

- Yes: 400
- No: 35

### Are people being asked for TB symptoms?

28% of patients report: Yes **No**

This ranks:

- 287 of 397 Facilities Nationally (Bottom Half)
- 10 of 14 Facilities in the Province (Bottom Half)
- 3 of 3 Facilities in the District (Bottom Quarter)

### Are people who are coughing in a separate room?

33% of patients report: Yes **No**

This ranks:

- 170 of 397 Facilities Nationally (Top Half)
- 6 of 14 Facilities in the Province (Top Half)
- 2 of 3 Facilities in the District (Bottom Half)

### Are there posters telling patient to cover mouth when coughing/sneezing?

Most recent observation: **Yes**

Of 435 Facility Observations:

- Yes: 379
- No: 56