

## Facility Hours and Waiting Times

### Facility is Open 24 Hours

**Yes**

Open Time M-F: NA  
 Open Time Sat: NA  
 Average stop time: NA

NDoH May 2019 Circular: "Facilities must be open from 5.00 - 19.00, as well as 8.00 - 16.00 on Saturdays."

### Time Patients Spend at the Facility?

Patient Responses: 14

Amount of time spent: **3:59**

This ranks:

- 161 of 396 Facilities Nationally (Top Half)
- 84 of 135 Facilities in the Province (Bottom Half)
- 8 of 15 Facilities in the District (Bottom Half)

### Earliest Patient Arrival Time

Patient Responses: 15

Earliest arrival time: **6:06**

This ranks:

- 56 of 396 Facilities Nationally (Top Quarter)
- 24 of 135 Facilities in the Province (Top Quarter)
- 3 of 15 Facilities in the District (Top Quarter)

### Are the Queues at the Facility Long?

Patient Responses: 15

**40%** of patients report long queues

There is not enough staff	6
Staff take long breaks (for tea, lunch etc.)	3

### Please specify the other reasons why the queues are long

No Data for this Indicator

### How Safe is the Facility to Wait Before it Opens?

Patient Responses: 2

Very Unsafe:	0%
Unsafe:	0%
Neither Safe or Unsafe:	50%
Safe:	50%
Very Safe:	0%
Don't know:	0%

This ranks:

- 109 of 335 Facilities Nationally (Top Half)
- 46 of 106 Facilities in the Province (Top Half)
- 8 of 13 Facilities in the District (Bottom Half)

## Facility Staff

### Are there Enough Staff at the Facility?

Patient Responses: 15

Always:	20%
Sometimes:	60%
Never:	20%

This ranks:

- 243 of 396 Facilities Nationally (Bottom Half)
- 71 of 135 Facilities in the Province (Bottom Half)
- 4 of 15 Facilities in the District (Top Half)

### Are Staff Friendly and Professional?

Patient Responses: 15

Yes: 100%

This ranks:

- 1 of 396 Facilities Nationally (Top Quarter)
- 1 of 135 Facilities in the Province (Top Quarter)
- 1 of 15 Facilities in the District (Top Quarter)

### Facility Manager: Does the Facility have Enough Staff?

No Data for this Indicator

### Which Cadres are Understaffed?

No Data for this Indicator

## Clinic Conditions

### What is the Condition of the Building?

Total Observations: 1

Building condition was: **Good**

<input type="checkbox"/> Broken furniture	<input type="checkbox"/> Broken windows or doors	<input type="checkbox"/> Broken roof or walls
<input type="checkbox"/> Other	<input type="checkbox"/> Don't know	

### What is the Condition of the Toilets?

Total Observations: 1

Toilet condition was: **Bad**

<input checked="" type="checkbox"/> No soap	<input type="checkbox"/> No water	<input checked="" type="checkbox"/> No toilet paper
<input checked="" type="checkbox"/> No light	<input checked="" type="checkbox"/> Dirty	<input type="checkbox"/> Blocked
<input type="checkbox"/> Broken	<input type="checkbox"/> Out of order	<input type="checkbox"/> Don't Know

### How Clean is the Facility

Patient Responses: 15

Very Dirty:	0%
Dirty:	0%
Neither Clean or Dirty:	0%
Clean:	73%
Very Clean:	27%
Don't know:	0%

This ranks:

- 143 of 396 Facilities Nationally (Top Half)
- 54 of 135 Facilities in the Province (Top Half)
- 8 of 15 Facilities in the District (Bottom Half)

### Facility Manager: Is there enough space in the facility to meet patient's needs?

No Data for this Indicator

## Access to Medicines and Shortages/Stockouts

### Patient Reports of Medicine Shortage(s)

No Data for this Indicator

### Any Patients left without the Medicine due to Shortage

Patient Responses: 14

No:	14%
Don't know:	86%

### Patient Reports of Medicine Shortage(s)

**Patient Reports of Medicine Shortage(s)**

<input type="checkbox"/> HIV medicine	<input type="checkbox"/> PrEP	<input type="checkbox"/> TB medicine
<input type="checkbox"/> Contraceptives	<input type="checkbox"/> Pregnancy Test	<input type="checkbox"/> Vaccines
<input type="checkbox"/> Bandages (or other dry stock)	<input type="checkbox"/> Other medicines or tests	<input type="checkbox"/> None of the above
<input type="checkbox"/> Don't know	<input type="checkbox"/> Prefer not to answer	

**Contraception shortage(s)**

<input type="checkbox"/> Condoms (male/external)	<input type="checkbox"/> Female/internal condoms	<input type="checkbox"/> Birth control pill
<input type="checkbox"/> Injection	<input type="checkbox"/> Implant	<input type="checkbox"/> IUD (interuterine device)
<input type="checkbox"/> Other	<input type="checkbox"/> Don't know	<input type="checkbox"/> Prefer not to answer

**HIV medication shortage(s)**

<input type="checkbox"/> First Line FDC	<input type="checkbox"/> DTG-Based First Line FDC	<input type="checkbox"/> Dumiva (ABC/3TC)
<input type="checkbox"/> Lamivudine (3TC)	<input type="checkbox"/> Emtricitabine (FTC)	<input type="checkbox"/> Abacavir (ABC)
<input type="checkbox"/> Zidovudine (AZT)	<input type="checkbox"/> Lobinavir/Ritonavir (LPV/r)	<input type="checkbox"/> Atazanavir/Ritonavir (ATV/r)
<input type="checkbox"/> Dolutegravir (DTG)	<input type="checkbox"/> Nevirapine (NVP)	<input type="checkbox"/> Other
<input type="checkbox"/> Don't Know	<input type="checkbox"/> Prefer not to answer	<input type="checkbox"/> EFV-Based First Line FDC

### Facility Staff Reports of Medicine Shortage(s)

**Facility Staff Reports of Medicine Shortage(s)**

<input checked="" type="checkbox"/> HIV medicine	<input type="checkbox"/> PrEP	<input type="checkbox"/> TB medicine
<input checked="" type="checkbox"/> Contraceptives	<input type="checkbox"/> Pregnancy Test	<input type="checkbox"/> Vaccines
<input checked="" type="checkbox"/> Bandages (or other dry stock)	<input type="checkbox"/> Other medicines or diagnostic tests	<input type="checkbox"/> None of the above
<input type="checkbox"/> Don't know	<input type="checkbox"/> Prefer not to answer	

**Facility Staff: Contraception Shortage(s)**

<input type="checkbox"/> Condoms (male/external)	<input type="checkbox"/> Female/internal condoms	<input type="checkbox"/> Birth control pill
<input checked="" type="checkbox"/> Injection	<input checked="" type="checkbox"/> Implant	<input type="checkbox"/> IUD (interuterine device)
<input type="checkbox"/> Other	<input type="checkbox"/> Don't know	<input type="checkbox"/> Prefer not to answer

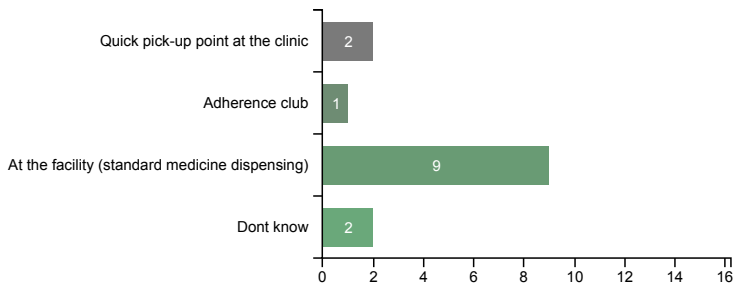
**HIV medication shortage(s)**

<input type="checkbox"/> First Line FDC	<input type="checkbox"/> DTG-Based First Line FDC	<input type="checkbox"/> Dumiva (ABC/3TC)
<input type="checkbox"/> Lamivudine (3TC)	<input type="checkbox"/> Emtricitabine (FTC)	<input type="checkbox"/> Abacavir (ABC)
<input type="checkbox"/> Zidovudine (AZT)	<input checked="" type="checkbox"/> Lobinavir/Ritonavir (LPV/r)	<input type="checkbox"/> Atazanavir/Ritonavir (ATV/r)
<input type="checkbox"/> Nevirapine (NVP)	<input type="checkbox"/> Other	<input type="checkbox"/> Don't Know
<input type="checkbox"/> Prefer not to answer	<input type="checkbox"/> EFV-Based First Line FDC	<input type="checkbox"/> Dolutegravir (DTG)

## ARV Collection and Access

### Where do you Collect ARVs?

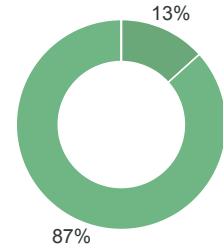
Patient Responses: 14



### Length of HIV medicine refill?

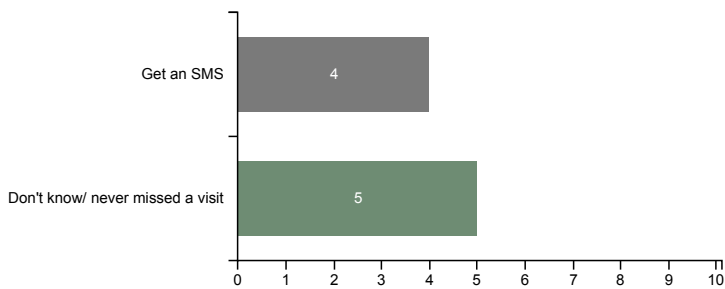
Patient Responses: 15

1 week:	0%
2 weeks:	0%
3 weeks:	0%
1 month:	13%
2 months:	87%
3 months:	0%
6 months:	0%
Don't know:	0%



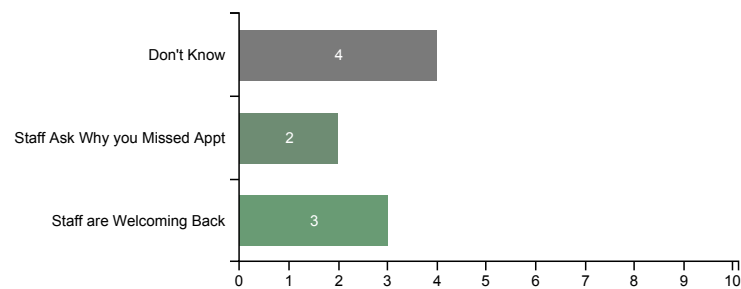
### When Patients Miss a Visit to Collect ARVs:

Patient Responses: 9



### When a patient misses a visit, what happens the next time the patients comes to collect ARVs?

Patient Responses: 9



### Would Patients Like to Collect ARVs Closer to Home?

Patient Responses: 15

**27%** of patients say they would like to collect ARVs closer to home

This ranks:

- 69 of 395 Facilities Nationally (Top Quarter)
- 20 of 135 Facilities in the Province (Top Quarter)
- 1 of 15 Facilities in the District (Top Quarter)

## Adherence Clubs

### If Not in an Adherence Club Already, Are you Aware of Them at this Facility?

Patient Responses: 14

**93%** of patients are aware of facility adherence clubs

### Does the Adherence Club make HIV medicine pick up faster?

Total Responses: 1

**100%** of patients say yes

### Is there peer support from PLHIV in the club?

Total Responses: 1

**100%** of patients say yes

### Does the Adherence Club provide information about the importance of taking your HIV medicine?

Total Responses: 1

**100%** of patients say yes

### Number of Adherence Clubs at the Facility

Total Adherence Clubs at Facility:	3
• Facility-Based Clubs:	0
• Community-Based Clubs:	3
Number of Adherence Club Facilitators:	NA
Number of Adherence Club Nurses:	NA
Adherence Clubs per Facilitator:	NA

This ranks:

No Ranking Data Available

### Topics Covered in the Adherence Club

No Data for this Indicator

## Access to Viral Load Testing / Information

### Do Patients Know Their Viral Load?

Patient Responses: 15

**100%** of patients know their viral load

This ranks:

- 1 of 395 Facilities Nationally (Top Quarter)
- 1 of 135 Facilities in the Province (Top Quarter)
- 1 of 15 Facilities in the District (Top Quarter)

### Have Patients had a Viral Load Test in the Past Year?

Patient Responses: 15

**100%** of patients report having a viral load test

This ranks:

- 1 of 395 Facilities Nationally (Top Quarter)
- 1 of 135 Facilities in the Province (Top Quarter)
- 1 of 15 Facilities in the District (Top Quarter)

### Did a Health Worker Explain the Viral Load Test Result?

Patient Responses: 15

**100%** of patients report viral load was explained

This ranks:

- 1 of 395 Facilities Nationally (Top Quarter)
- 1 of 135 Facilities in the Province (Top Quarter)
- 1 of 15 Facilities in the District (Top Quarter)

### Treatment Literacy: Do Patients Understand Viral Load and their Health?

Patient Responses: 15

**47%** of patients understand an undetectable viral load means ARVs are working

This ranks:

- 369 of 395 Facilities Nationally (Bottom Quarter)
- 124 of 135 Facilities in the Province (Bottom Quarter)
- 13 of 15 Facilities in the District (Bottom Quarter)

### Treatment Literacy: Do Patients Understand Viral Load and Transmission?

Patient Responses: 15

**47%** of patients understand an undetectable viral load means a person cannot transmit HIV

This ranks:

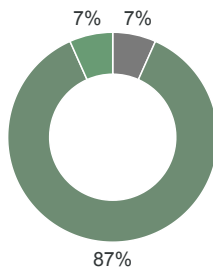
- 303 of 395 Facilities Nationally (Bottom Quarter)
- 105 of 135 Facilities in the Province (Bottom Quarter)
- 8 of 15 Facilities in the District (Bottom Half)

## Confidentiality and Privacy

### Have Patients been Asked to Participate in Index Testing?

Patient Responses: 15

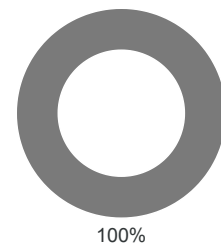
Yes:	7%
No:	87%
Don't know:	7%



### Did a Health Worker Tell You You can Refuse to Participate in Index Testing?

Patient Responses: 1

No:	100%
-----	------



This ranks:

- 350 of 376 Facilities Nationally (Bottom Quarter)
- 121 of 129 Facilities in the Province (Bottom Quarter)
- 7 of 10 Facilities in the District (Bottom Half)

### Do Patients Feel this Facility Keep People's HIV Status Confidential and Private?

Patient Responses: 15

**100%** of patients think the facility keeps people's HIV status confidential and private

This ranks:

- 1 of 395 Facilities Nationally (Top Quarter)
- 1 of 135 Facilities in the Province (Top Quarter)
- 1 of 15 Facilities in the District (Top Quarter)

## Psycho-Social Support for PLHIV

**Is Psycho-Social Counseling Available for PLHIV?** Patient Responses: 15

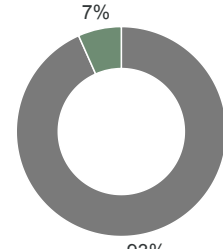
**100%** of patients report counseling is available

This ranks:

- 1 of 395 Facilities Nationally (Top Quarter)
- 1 of 135 Facilities in the Province (Top Quarter)
- 1 of 15 Facilities in the District (Top Quarter)

**Is Psycho-Social Counseling Available for PLHIV?** Patient Responses: 15

Yes:	93%
Don't know:	7%



## PrEP and DTG-Related Contraceptive Access

**What patients are offered PrEP? Select all that apply**

No Data for this Indicator

**Are Women Who are On or Switching to Dolutegravir-Based Regimens Offered Contraception?**

No Data for this Indicator

## COVID-19 Disruptions

**Is the clinic currently open during the COVID-19 crisis?**

Yes the clinic is open, and patients can enter the facility

**Is the clinic faced with any of the following issues because of the COVID-19 crisis?**

<input type="checkbox"/> There is no physical distancing inside the clinic grounds	<input type="checkbox"/> There is no physical distancing outside the gates of the clinic	<input checked="" type="checkbox"/> There is no access to soap and water
<input type="checkbox"/> There is no access to hand sanitiser	<input type="checkbox"/> Health workers are not wearing masks	<input type="checkbox"/> Health workers are not wearing masks properly
<input type="checkbox"/> Chronic patients are not entering the facility — they wait for medicines outside the gates	<input checked="" type="checkbox"/> The facility is not screening people for COVID-19 symptoms	<input type="checkbox"/> Clinical staff in the facility do not have enough PPE (masks, sanitiser)
<input type="checkbox"/> Non-clinical staff in the facility do not have enough PPE (masks, sanitiser)	<input type="checkbox"/> CHWs/CCGs do not have enough PPE (masks, sanitiser)	<input type="checkbox"/> Other
<input type="checkbox"/> None of the above	<input type="checkbox"/> There is no access to hand sanitiser	

**Have you had any of the following issues getting healthcare because of the COVID-19 crisis?**

<input type="checkbox"/> I couldn't get transportation to the clinic when I needed it	<input type="checkbox"/> The clinic wasn't open when I needed it	<input type="checkbox"/> The clinic didn't have the medicine that I needed
<input type="checkbox"/> The queue at the clinic was longer than usual	<input type="checkbox"/> There were less staff working than usual	<input type="checkbox"/> The clinic not providing the service I needed
<input type="checkbox"/> There is no physical distancing at the clinic putting me at risk of getting COVID-19	<input type="checkbox"/> There is no access to soap and water at the clinic	<input type="checkbox"/> There is no access to hand sanitiser at the clinic
<input type="checkbox"/> Other	<input checked="" type="checkbox"/> None of the above	

**Facility Manager: Have you had any of the following issues at your clinic because of the COVID-19 crisis?**

No Data for this Indicator

## TB Infection Control

Details	Green = 0 No	Yellow = 1-2 No	Red = 2+ No	Clinic Result: <b>YELLOW</b>
<p><b>Enough room in the waiting area?</b></p> <p>Most recent observation:</p> <hr/>		<b>Yes</b>	<p>Of 438 Facility Observations:</p> <ul style="list-style-type: none"> <li>• Yes: 208</li> <li>• No: 228</li> <li>• Don't know: 2</li> </ul>	
<p><b>Time Patients Spend at the Facility?</b></p> <p>Amount of time spent: (pass requires less than 1:15).</p> <hr/>		<b>No: 3:59</b>	<p>This ranks:</p> <ul style="list-style-type: none"> <li>• 161 of 396 Facilities Nationally (Top Half)</li> <li>• 84 of 135 Facilities in the Province (Bottom Half)</li> <li>• 8 of 15 Facilities in the District (Bottom Half)</li> </ul>	
<p><b>Were the Facility Windows Open?</b></p> <p>Most recent observation:</p> <hr/>		<b>Yes</b>	<p>Of 438 Facility Observations:</p> <ul style="list-style-type: none"> <li>• Yes: 421</li> <li>• No: 17</li> </ul>	
<p><b>Are people being asked for TB symptoms?</b></p> <p>100% of patients report:Yes</p> <hr/>		<b>Yes</b>	<p>This ranks:</p> <ul style="list-style-type: none"> <li>• 1 of 396 Facilities Nationally (Top Quarter)</li> <li>• 1 of 135 Facilities in the Province (Top Quarter)</li> <li>• 1 of 15 Facilities in the District (Top Quarter)</li> </ul>	
<p><b>Are people who are coughing in a separate room?</b></p> <p>0% of patients report:Yes</p> <hr/>		<b>No</b>	<p>This ranks:</p> <ul style="list-style-type: none"> <li>• 360 of 396 Facilities Nationally (Bottom Quarter)</li> <li>• 125 of 135 Facilities in the Province (Bottom Quarter)</li> <li>• 11 of 15 Facilities in the District (Bottom Half)</li> </ul>	
<p><b>Are there posters telling patient to cover mouth when coughing/sneezing?</b></p> <p>Most recent observation:</p> <hr/>		<b>Yes</b>	<p>Of 438 Facility Observations:</p> <ul style="list-style-type: none"> <li>• Yes: 402</li> <li>• No: 36</li> </ul>	