



OR Tambo Clinic Monitoring Report

Free State - Lejweleputswa: 2021 Q4

Facility Hours and Waiting Times

Facility is Open 24 Hours

No

Open Time M-F:	7:37
Open Time Sat:	NA
Average stop time:	15:45

NDoH May 2019 Circular: "Facilities must be open from 5.00 - 19.00, as well as 8.00 - 16.00 on Saturdays."

Time Patients Spend at the Facility?

Patient Responses: 4

Amount of time spent: **4:43**

This ranks:

- 246 of 389 Facilities Nationally (Bottom Half)
- 3 of 15 Facilities in the Province (Top Quarter)
- 1 of 8 Facilities in the District (Top Quarter)

Earliest Patient Arrival Time

Patient Responses: 4

Earliest arrival time **5:26**

This ranks:

- 274 of 389 Facilities Nationally (Bottom Half)
- 7 of 15 Facilities in the Province (Top Half)
- 4 of 8 Facilities in the District (Bottom Half)

Are the Queues at the Facility Long?

Patient Responses: 4

75% of patients report long queues

There is not enough staff	2
Staff take long breaks (for tea, lunch etc.)	1
There are too many patients	2
It takes a long time to find files, the filing system is messy, files are lost	1

Please specify the other reasons why the queues are long

How Safe is the Facility to Wait Before it Opens?

Patient Responses: 2

Very Unsafe:	0%
Unsafe:	0%
Neither Safe or Unsafe:	0%
Safe:	50%
Very Safe:	0%
Dont know:	0%

This ranks:

- 222 of 321 Facilities Nationally (Bottom Half)
- 6 of 14 Facilities in the Province (Top Half)
- 4 of 8 Facilities in the District (Bottom Half)

Facility Staff

Are there Enough Staff at the Facility?

Patient Responses: 4

Sometimes:	75%
Never:	25%

This ranks:

- 339 of 389 Facilities Nationally (Bottom Quarter)
- 11 of 15 Facilities in the Province (Bottom Half)
- 4 of 8 Facilities in the District (Bottom Half)

Are Staff Friendly and Professional?

Patient Responses: 4

Yes:	75%
Sometimes:	25%

This ranks:

- 136 of 389 Facilities Nationally (Top Half)
- 3 of 15 Facilities in the Province (Top Quarter)
- 1 of 8 Facilities in the District (Top Quarter)

Facility Manager: Does the Facility have Enough Staff?

Facility Responses: 1

Yes

Which Cadres are Understaffed?

<input type="checkbox"/> Doctor	<input type="checkbox"/> Professional nurse	<input type="checkbox"/> Enrolled nurse
<input type="checkbox"/> Enrolled nurse assistant	<input type="checkbox"/> Pharmacist	<input type="checkbox"/> Assistant pharmacist
<input type="checkbox"/> Lab technician	<input type="checkbox"/> Lay counselors	<input type="checkbox"/> Linkage officers
<input type="checkbox"/> Adherence club facilitators	<input type="checkbox"/> Data capturer	<input type="checkbox"/> Security guard
<input type="checkbox"/> Cleaner	<input type="checkbox"/> General assistant	<input type="checkbox"/> No cadre is understaffed
<input type="checkbox"/> Dont know	<input type="checkbox"/> Prefer not to answer	

Clinic Conditions

What is the Condition of the Building?

Total Observations: 2

Building condition was: **Bad**

<input checked="" type="checkbox"/> No light /or lights not working in some areas of the facility	<input type="checkbox"/> Broken furniture	<input type="checkbox"/> Broken or cracked roof, walls or floor
<input checked="" type="checkbox"/> No running water at the facility	<input type="checkbox"/> Broken windows or doors	<input type="checkbox"/> Old building needs renovation
<input type="checkbox"/> Rubbish piles	<input type="checkbox"/> Other	

What is the Condition of the Toilets?

Total Observations: 2

Toilet condition was: **Bad**

<input checked="" type="checkbox"/> No soap	<input checked="" type="checkbox"/> No water at all	<input checked="" type="checkbox"/> No toilet paper
<input checked="" type="checkbox"/> No light	<input type="checkbox"/> Dirty	<input type="checkbox"/> Blocked
<input type="checkbox"/> Broken	<input type="checkbox"/> Out of order	<input checked="" type="checkbox"/> No running water

How Clean is the Facility

Patient Responses: 4

Very Dirty:	0%
Dirty:	50%
Neither Clean nor Dirty:	0%
Clean:	50%
Very Clean:	0%
Dont know:	0%

This ranks:

- 359 of 389 Facilities Nationally (Bottom Quarter)
- 6 of 15 Facilities in the Province (Top Half)
- 3 of 8 Facilities in the District (Top Half)

Facility Manager: Is there enough space in the facility to meet patient's needs?

No Data for this Indicator

Access to Medicines and Shortages/Stockouts

Patient Reports of Medicine Shortage(s)

Patient Responses: 2

HIV medicine:	33%
Pregnancy Test:	33%
Other medicines or tests:	33%

Any Patients left without the Medicine due to Shortage

Patient Responses: 4

Yes:	50%
No:	25%
Dont know:	25%

Patient Reports of Medicine Shortage(s)

Patient Reports of Medicine Shortage(s)

<input checked="" type="checkbox"/> HIV medicine	<input type="checkbox"/> PrEP	<input type="checkbox"/> TB medicine
<input type="checkbox"/> Contraceptives	<input checked="" type="checkbox"/> Pregnancy Test	<input type="checkbox"/> Vaccines
<input type="checkbox"/> Bandages (or other dry stock)	<input checked="" type="checkbox"/> Other medicines or tests	<input type="checkbox"/> None of the above
<input type="checkbox"/> Dont know	<input type="checkbox"/> Prefer not to answer	

Contraception shortage(s)

<input type="checkbox"/> Condoms (male/external)	<input type="checkbox"/> Female/internal condoms	<input type="checkbox"/> Birth control pill
<input type="checkbox"/> Injection	<input type="checkbox"/> Implant	<input type="checkbox"/> IUD (interuterine device)
<input type="checkbox"/> Other	<input type="checkbox"/> Dont know	<input type="checkbox"/> Prefer not to answer

HIV medication shortage(s)

<input type="checkbox"/> First Line FDC	<input type="checkbox"/> DTG-Based First Line FDC	<input type="checkbox"/> Dumiva (ABC/3TC)
<input type="checkbox"/> Lamivudine (3TC)	<input type="checkbox"/> Emtricitabine (FTC)	<input type="checkbox"/> Abacavir (ABC)
<input type="checkbox"/> Zidovudine (AZT)	<input type="checkbox"/> Lobinavir/Ritonavir (LPV/r)	<input type="checkbox"/> Atazanavir/Ritonavir (ATV/r)
<input type="checkbox"/> Dolutegravir (DTG)	<input type="checkbox"/> Nevirapine (NVP)	<input type="checkbox"/> Other
<input checked="" type="checkbox"/> Don't Know	<input type="checkbox"/> Prefer not to answer	<input type="checkbox"/> EFV-Based First Line FDC

Facility Staff Reports of Medicine Shortage(s)

Facility Staff Reports of Medicine Shortage(s)

<input type="checkbox"/> HIV medicine	<input type="checkbox"/> PrEP	<input type="checkbox"/> TB medicine
<input type="checkbox"/> Contraceptives	<input checked="" type="checkbox"/> Pregnancy Test	<input type="checkbox"/> Vaccines
<input type="checkbox"/> Bandages (or other dry stock)	<input type="checkbox"/> Other medicines or diagnostic tests	<input type="checkbox"/> None of the above
<input type="checkbox"/> Dont know	<input type="checkbox"/> Prefer not to answer	

Facility Staff: Contraception Shortage(s)

<input type="checkbox"/> Condoms (male/external)	<input type="checkbox"/> Female/internal condoms	<input type="checkbox"/> Birth control pill
<input type="checkbox"/> Injection	<input type="checkbox"/> Implant	<input type="checkbox"/> IUD (interuterine device)
<input type="checkbox"/> Other	<input type="checkbox"/> Dont know	<input type="checkbox"/> Prefer not to answer

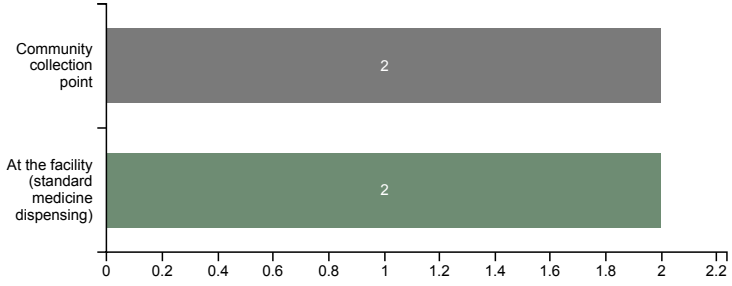
HIV medication shortage(s)

<input type="checkbox"/> First Line FDC	<input type="checkbox"/> DTG-Based First Line FDC	<input type="checkbox"/> Dumiva (ABC/3TC)
<input type="checkbox"/> Lamivudine (3TC)	<input type="checkbox"/> Emtricitabine (FTC)	<input type="checkbox"/> Abacavir (ABC)
<input type="checkbox"/> Zidovudine (AZT)	<input type="checkbox"/> Lobinavir/Ritonavir (LPV/r)	<input type="checkbox"/> Atazanavir/Ritonavir (ATV/r)
<input type="checkbox"/> Nevirapine (NVP)	<input type="checkbox"/> Other	<input type="checkbox"/> Don't Know
<input type="checkbox"/> Prefer not to answer	<input type="checkbox"/> EFV-Based First Line FDC	<input type="checkbox"/> Dolutegravir (DTG)

ARV Collection and Access

Where do you Collect ARVs?

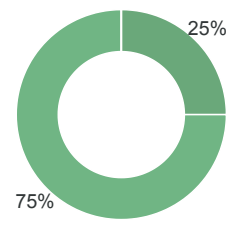
Patient Responses: 4



Length of HIV medicine refill?

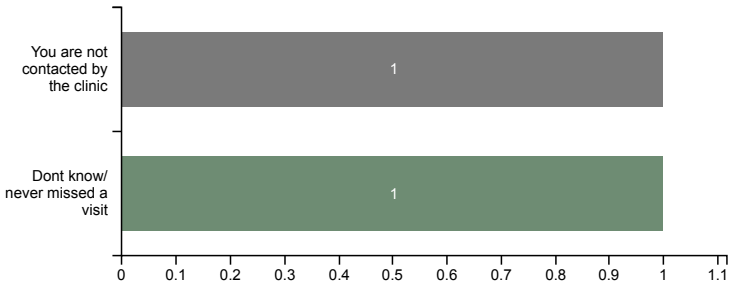
Patient Responses: 4

1 week:	0%
2 weeks:	0%
3 weeks:	0%
1 month:	25%
2 months:	75%
3 months:	0%
6 months:	0%
Dont know:	0%



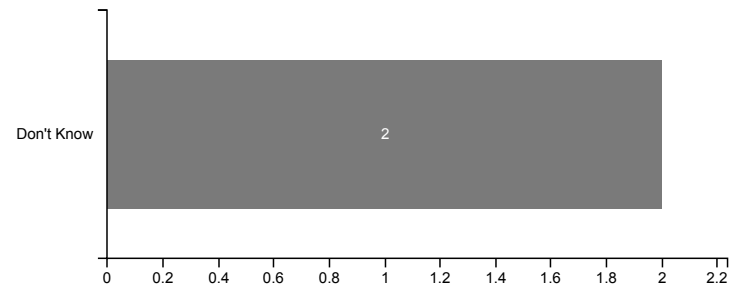
When Patients Miss a Visit to Collect ARVs:

Patient Responses: 2



When a patient misses a visit, what happens the next time the patients comes to collect ARVs?

Patient Responses: 2



Would Patients Like to Collect ARVs Closer to Home?

Patient Responses: 4

100% of patients say they would like to collect ARVs closer to home

This ranks:

- 367 of 387 Facilities Nationally (Bottom Quarter)
- 11 of 14 Facilities in the Province (Bottom Quarter)
- 7 of 8 Facilities in the District (Bottom Quarter)

Adherence Clubs

If Not in an Adherence Club Already, Are you Aware of Them at this Facility?

Patient Responses: 4

0% of patients are aware of facility adherence clubs

Does the Adherence Club make HIV medicine pick up faster?

No Data for this Indicator

Is there peer support from PLHIV in the club?

No Data for this Indicator

Does the Adherence Club provide information about the importance of taking your HIV medicine?

No Data for this Indicator

Adherence Club Staffing

Total Adherence Clubs at Facility:	0
• Facility-Based Clubs:	0
• Community-Based Clubs:	0
Number of Adherence Club Facilitators:	NA
Number of Adherence Club Nurses:	NA
Adherence Clubs per Facilitator:	NA

This ranks:
No Ranking Data Available

Topics Covered in the Adherence Club

<input type="checkbox"/> Side effects of medicines	<input type="checkbox"/> Why patients should adhere to their ARVs	<input type="checkbox"/> Different medicine options, such as new drugs (ex. Doloutegravir)
<input type="checkbox"/> Other	<input type="checkbox"/> None	<input type="checkbox"/> Dont know
<input type="checkbox"/> Prefer not to answer		

Access to Viral Load Testing / Information

Do Patients Know Their Viral Load?

Patient Responses: 4

75% of patients know their viral load

This ranks:

- 272 of 387 Facilities Nationally (Bottom Half)
- 6 of 14 Facilities in the Province (Top Half)
- 4 of 8 Facilities in the District (Bottom Half)

Have Patients had a Viral Load Test in the Past Year?

Patient Responses: 4

100% of patients report having a viral load test

This ranks:

- 1 of 387 Facilities Nationally (Top Quarter)
- 1 of 14 Facilities in the Province (Top Quarter)
- 1 of 8 Facilities in the District (Top Quarter)

Did a Health Worker Explain the Viral Load Test Result?

Patient Responses: 4

100% of patients report viral load was explained

This ranks:

- 1 of 387 Facilities Nationally (Top Quarter)
- 1 of 14 Facilities in the Province (Top Quarter)
- 1 of 8 Facilities in the District (Top Quarter)

Treatment Literacy: Do Patients Understand Viral Load and their Health?

Patient Responses: 4

75% of patients understand an undetectable viral load means ARVs are working

This ranks:

- 268 of 387 Facilities Nationally (Bottom Half)
- 8 of 14 Facilities in the Province (Bottom Half)
- 5 of 8 Facilities in the District (Bottom Half)

Treatment Literacy: Do Patients Understand Viral Load and Transmission?

Patient Responses: 4

25% of patients understand an undetectable viral load means a person cannot transmit HIV

This ranks:

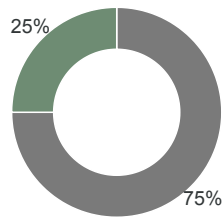
- 347 of 387 Facilities Nationally (Bottom Quarter)
- 13 of 14 Facilities in the Province (Bottom Quarter)
- 7 of 8 Facilities in the District (Bottom Quarter)

Confidentiality and Privacy

Have Patients been Asked to Participate in Index Testing?

Patient Responses: 4

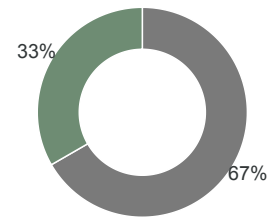
Yes:	75%
No:	25%



Did a Health Worker Tell You You can Refuse to Participate in Index Testing?

Patient Responses: 3

Yes:	67%
No:	33%



This ranks:

- 261 of 372 Facilities Nationally (Bottom Half)
- 6 of 13 Facilities in the Province (Top Half)
- 1 of 7 Facilities in the District (Top Quarter)

Do Patients Feel this Facility Keep People's HIV Status Confidential and Private?

Patient Responses: 4

75% of patients think the facility keeps people's HIV status confidential and private

This ranks:

- 363 of 387 Facilities Nationally (Bottom Quarter)
- 11 of 14 Facilities in the Province (Bottom Quarter)
- 7 of 8 Facilities in the District (Bottom Quarter)

Psycho-Social Support for PLHIV

Is Psycho-Social Counseling Available for PLHIV? Patient Responses: 4

50% of patients report counseling is available

This ranks:

- 358 of 386 Facilities Nationally (Bottom Quarter)
- 12 of 14 Facilities in the Province (Bottom Quarter)
- 7 of 8 Facilities in the District (Bottom Quarter)

Is Psycho-Social Counseling Available for PLHIV? Patient Responses: 4

Yes:	50%
No:	50%

PrEP and DTG-Related Contraceptive Access

What patients are offered PrEP? Select all that apply

<input type="checkbox"/> Adolescent girls/young women	<input type="checkbox"/> All women	<input type="checkbox"/> Men who have sex with men
<input type="checkbox"/> Sex workers	<input type="checkbox"/> People who inject drugs	<input type="checkbox"/> Anyone who is sexually active
<input type="checkbox"/> Other	<input type="checkbox"/> Dont know	<input type="checkbox"/> Prefer not to answer

COVID-19 Disruptions

Is the clinic currently open during the COVID-19 crisis? Total Observations: 2

Yes the clinic is open, and patients can enter the facility

Is the clinic faced with any of the following issues because of the COVID-19 crisis? Total Observations: 2

<input type="checkbox"/> There is no physical distancing inside the clinic grounds	<input type="checkbox"/> There is no physical distancing outside the gates of the clinic	<input checked="" type="checkbox"/> There is no access to soap and water
<input type="checkbox"/> There is no access to hand sanitiser	<input type="checkbox"/> Health workers are not wearing masks	<input type="checkbox"/> Health workers are not wearing masks properly
<input type="checkbox"/> Chronic patients are not entering the facility — they wait for medicines outside the gates	<input type="checkbox"/> The facility is not screening people for COVID-19 symptoms	<input type="checkbox"/> Clinical staff in the facility do not have enough PPE (masks, sanitiser)
<input type="checkbox"/> Non-clinical staff in the facility do not have enough PPE (masks, sanitiser)	<input type="checkbox"/> CHWs/CCGs do not have enough PPE (masks, sanitiser)	<input checked="" type="checkbox"/> Other
<input type="checkbox"/> None of the above	<input type="checkbox"/> There is no access to hand sanitiser	

Have you had any of the following issues getting healthcare because of the COVID-19 crisis? Patient Responses: 4

<input type="checkbox"/> I couldn't get transportation to the clinic when I needed it	<input checked="" type="checkbox"/> The clinic wasn't open when I needed it	<input checked="" type="checkbox"/> The clinic didn't have the medicine that I needed
<input type="checkbox"/> The queue at the clinic was longer than usual	<input type="checkbox"/> There were less staff working than usual	<input type="checkbox"/> The clinic not providing the service I needed
<input type="checkbox"/> There is no physical distancing at the clinic putting me at risk of getting COVID-19	<input checked="" type="checkbox"/> There is no access to soap and water at the clinic	<input type="checkbox"/> There is no access to hand sanitiser at the clinic
<input checked="" type="checkbox"/> Other	<input checked="" type="checkbox"/> None of the above	

Facility Manager: Have you had any of the following issues at your clinic because of the COVID-19 crisis? Facility Responses: 1

<input type="checkbox"/> We are experiencing more stockouts or shortages of medicines than usual	<input type="checkbox"/> We are experiencing more shortages of personal protective equipment for staff than usual	<input type="checkbox"/> We can only serve patients at the gate—patients do not enter the facility
<input checked="" type="checkbox"/> We have more restricted hours of operation than usual	<input checked="" type="checkbox"/> We have higher patient wait times than usual	<input checked="" type="checkbox"/> We are operating with fewer staff than usual
<input type="checkbox"/> The clinic has been completely closed for a period of time	<input checked="" type="checkbox"/> We can serve less patients than usual	<input type="checkbox"/> None of the above
<input type="checkbox"/> Other		



OR Tambo Clinic Monitoring Report

Free State - Lejweleputswa: 2021 Q4

TB Infection Control

Details **Green = 0 No** **Yellow = 1-2 No** **Red = 2+ No** **Clinic Result: RED**

Enough room in the waiting area?
Most Recent Observation **No**

Of 430 Facility Observations:
• No: 231
• Yes: 199

Time Spent in the Facility after Opening
(pass requires less than 1:15). **No: 4:10**

This ranks:
• 209 of 389 Facilities Nationally (Bottom Half)
• 3 of 15 Facilities in the Province (Top Quarter)
• 1 of 8 Facilities in the District (Top Quarter)

Were the Facility Windows Open?
Most Recent Observation **Yes**

Of 430 Facility Observations:
• Yes: 407
• No: 23

Are people being asked for TB symptoms?
75% of patients report:Yes **Yes**

This ranks:
• 163 of 389 Facilities Nationally (Top Half)
• 1 of 15 Facilities in the Province (Top Quarter)
• 1 of 8 Facilities in the District (Top Quarter)

Are people who are coughing in a separate room?
0% of patients report:Yes **No**

This ranks:
No Ranking Data Available