

## Facility Hours and Waiting Times

### Facility is Open 24 Hours

**Yes**

Open Time M-F:	NA
Open Time Sat:	NA
Average stop time:	NA

NDoH May 2019 Circular: "Facilities must be open from 5.00 - 19.00, as well as 8.00 - 16.00 on Saturdays."

### Time Patients Spend at the Facility?

Patient Responses: 26

Amount of time spent: **4:47**

This ranks:

- 191 of 292 Facilities Nationally (Bottom Half)
- 61 of 96 Facilities in the Province (Bottom Half)
- 22 of 33 Facilities in the District (Bottom Half)

### Earliest Patient Arrival Time

Patient Responses: 27

Earliest arrival time **5:42**

This ranks:

- 164 of 292 Facilities Nationally (Bottom Half)
- 42 of 96 Facilities in the Province (Top Half)
- 19 of 33 Facilities in the District (Bottom Half)

### Are the Queues at the Facility Long?

Patient Responses: 26

**93%** of patients report long queues

Reason	Count
There is not enough staff	1
Staff take long breaks (for tea, lunch etc.)	13
There are too many patients	13
It takes too long to find files	7
The filing system is messy, files are lost	5
Other reason	5

### Please specify the other reasons why the queues are long

Patient Responses: 5

<input checked="" type="checkbox"/> Appointment system not working	<input checked="" type="checkbox"/> The appointment system not working as the book us according to time.	<input checked="" type="checkbox"/> More patients that are from other areas.
<input checked="" type="checkbox"/> They working slow	<input checked="" type="checkbox"/> The appointment system is not functional.	

### How Safe is the Facility to Wait Before it Opens?

No Data for this Indicator

## Facility Staff

### Are there Enough Staff at the Facility?

Patient Responses: 27

Always:	30%
Sometimes:	37%
Never:	30%
Dont know:	4%

This ranks:

- 186 of 292 Facilities Nationally (Bottom Half)
- 75 of 96 Facilities in the Province (Bottom Quarter)
- 26 of 33 Facilities in the District (Bottom Quarter)

### Are Staff Friendly and Professional?

Patient Responses: 27

Yes:	37%
Sometimes:	44%
Never:	19%

This ranks:

- 254 of 292 Facilities Nationally (Bottom Quarter)
- 85 of 96 Facilities in the Province (Bottom Quarter)
- 29 of 33 Facilities in the District (Bottom Quarter)

### Facility Manager: Does the Facility have Enough Staff?

Facility Responses: 1

**No**

### Which Cadres are Understaffed?

<input type="checkbox"/> Doctor	<input type="checkbox"/> Professional nurse	<input type="checkbox"/> Enrolled nurse
<input type="checkbox"/> Enrolled nurse assistant	<input type="checkbox"/> Pharmacist	<input type="checkbox"/> Assistant pharmacist
<input type="checkbox"/> Lab technician	<input type="checkbox"/> Lay counselors	<input type="checkbox"/> Linkage officers
<input type="checkbox"/> Adherence club facilitators	<input type="checkbox"/> Data capturer	<input type="checkbox"/> Security guard
<input type="checkbox"/> Cleaner	<input type="checkbox"/> General assistant	<input type="checkbox"/> No cadre is understaffed
<input type="checkbox"/> Dont know	<input type="checkbox"/> Prefer not to answer	

## Clinic Conditions

### What is the Condition of the Building?

Total Observations: 1

Building condition was: **Good**

<input type="checkbox"/> No light /or lights not working in some areas of the facility	<input type="checkbox"/> Broken furniture	<input type="checkbox"/> Broken or cracked roof, walls or floor
<input type="checkbox"/> No running water at the facility	<input type="checkbox"/> Broken windows or doors	<input type="checkbox"/> Old building needs renovation
<input type="checkbox"/> Rubbish piles	<input type="checkbox"/> Other	

### What is the Condition of the Toilets?

Total Observations: 1

Toilet condition was: **Good**

<input type="checkbox"/> No soap	<input type="checkbox"/> No water at all	<input type="checkbox"/> No toilet paper
<input type="checkbox"/> No light	<input type="checkbox"/> Dirty	<input type="checkbox"/> Blocked
<input type="checkbox"/> Broken	<input type="checkbox"/> Out of order	<input type="checkbox"/> No running water

### How Clean is the Facility

Patient Responses: 27

Very Dirty:	0%
Dirty:	0%
Neither Clean nor Dirty:	0%
Clean:	11%
Very Clean:	89%
Dont know:	0%

This ranks:

- 29 of 292 Facilities Nationally (Top Quarter)
- 6 of 96 Facilities in the Province (Top Quarter)
- 2 of 33 Facilities in the District (Top Quarter)

### Facility Manager: Is there enough space in the facility to meet patient's needs?

No Data for this Indicator

## Access to Medicines and Shortages/Stockouts

### Patient Reports of Medicine Shortage(s)

Patient Responses: 2

Contraceptives: 100%

### Any Patients left without the Medicine due to Shortage

Patient Responses: 24

Yes:	8%
No:	83%
Dont know:	8%

### Patient Reports of Medicine Shortage(s)

Patient Reports of Medicine Shortage(s)

<input type="checkbox"/> HIV medicine	<input type="checkbox"/> PrEP	<input type="checkbox"/> TB medicine
<input checked="" type="checkbox"/> Contraceptives	<input type="checkbox"/> Pregnancy Test	<input type="checkbox"/> Vaccines
<input type="checkbox"/> Bandages (or other dry stock)	<input type="checkbox"/> Other medicines or tests	<input type="checkbox"/> None of the above
<input type="checkbox"/> Dont know	<input type="checkbox"/> Prefer not to answer	

Contraception shortage(s)

<input type="checkbox"/> Condoms (male/external)	<input type="checkbox"/> Female/internal condoms	<input type="checkbox"/> Birth control pill
<input checked="" type="checkbox"/> Injection	<input type="checkbox"/> Implant	<input type="checkbox"/> IUD (interuterine device)
<input type="checkbox"/> Other	<input type="checkbox"/> Dont know	<input type="checkbox"/> Prefer not to answer

HIV medication shortage(s)

<input type="checkbox"/> First Line FDC	<input type="checkbox"/> DTG-Based First Line FDC	<input type="checkbox"/> Dumiva (ABC/3TC)
<input type="checkbox"/> Lamivudine (3TC)	<input type="checkbox"/> Emtricitabine (FTC)	<input type="checkbox"/> Abacavir (ABC)
<input type="checkbox"/> Zidovudine (AZT)	<input type="checkbox"/> Lobinavir/Ritonavir (LPV/r)	<input type="checkbox"/> Atazanavir/Ritonavir (ATV/r)
<input type="checkbox"/> Dolutegravir (DTG)	<input type="checkbox"/> Nevirapine (NVP)	<input type="checkbox"/> Other
<input type="checkbox"/> Don't Know	<input type="checkbox"/> Prefer not to answer	<input type="checkbox"/> EFV-Based First Line FDC

### Facility Staff Reports of Medicine Shortage(s)

Facility Staff Reports of Medicine Shortage(s)

<input type="checkbox"/> HIV medicine	<input type="checkbox"/> PrEP	<input type="checkbox"/> TB medicine
<input type="checkbox"/> Contraceptives	<input type="checkbox"/> Pregnancy Test	<input type="checkbox"/> Vaccines
<input type="checkbox"/> Bandages (or other dry stock)	<input type="checkbox"/> Other medicines or diagnostic tests	<input checked="" type="checkbox"/> None of the above
<input type="checkbox"/> Dont know	<input type="checkbox"/> Prefer not to answer	

Facility Staff: Contraception Shortage(s)

<input type="checkbox"/> Condoms (male/external)	<input type="checkbox"/> Female/internal condoms	<input type="checkbox"/> Birth control pill
<input type="checkbox"/> Injection	<input type="checkbox"/> Implant	<input type="checkbox"/> IUD (interuterine device)
<input type="checkbox"/> Other	<input type="checkbox"/> Dont know	<input type="checkbox"/> Prefer not to answer

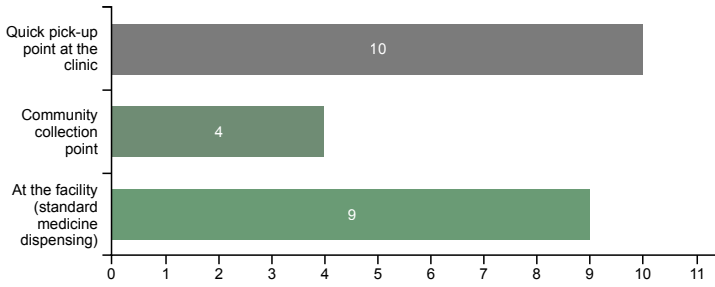
HIV medication shortage(s)

<input type="checkbox"/> First Line FDC	<input type="checkbox"/> DTG-Based First Line FDC	<input type="checkbox"/> Dumiva (ABC/3TC)
<input type="checkbox"/> Lamivudine (3TC)	<input type="checkbox"/> Emtricitabine (FTC)	<input type="checkbox"/> Abacavir (ABC)
<input type="checkbox"/> Zidovudine (AZT)	<input type="checkbox"/> Lobinavir/Ritonavir (LPV/r)	<input type="checkbox"/> Atazanavir/Ritonavir (ATV/r)
<input type="checkbox"/> Nevirapine (NVP)	<input type="checkbox"/> Other	<input type="checkbox"/> Don't Know
<input type="checkbox"/> Prefer not to answer	<input type="checkbox"/> EFV-Based First Line FDC	<input type="checkbox"/> Dolutegravir (DTG)

## ARV Collection and Access

### Where do you Collect ARVs?

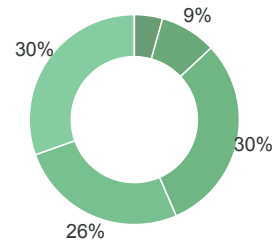
Patient Responses: 23



### Length of HIV medicine refill?

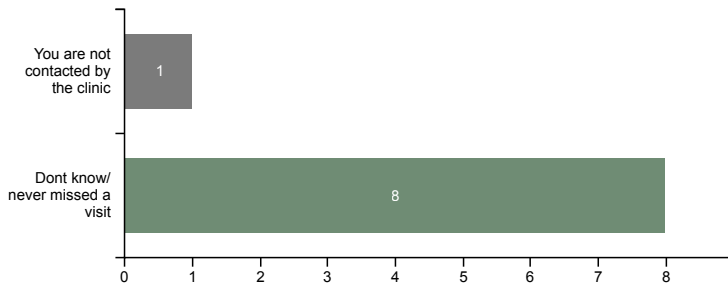
Patient Responses: 23

1 week:	0%
2 weeks:	0%
3 weeks:	4%
1 month:	9%
2 months:	30%
3 months:	26%
6 months:	30%
Don't know:	0%



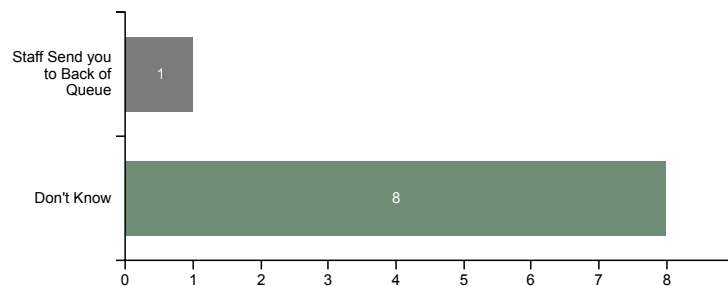
### When Patients Miss a Visit to Collect ARVs:

Patient Responses: 9



### When a patient misses a visit, what happens the next time the patients comes to collect ARVs?

Patient Responses: 9



### Would Patients Like to Collect ARVs Closer to Home?

Patient Responses: 23

**13%** of patients say they would like to collect ARVs closer to home

This ranks:

- 42 of 288 Facilities Nationally (Top Quarter)
- 22 of 95 Facilities in the Province (Top Quarter)
- 16 of 33 Facilities in the District (Top Half)

## Adherence Clubs

### If Not in an Adherence Club Already, Are you Aware of Them at this Facility?

Patient Responses: 21

**13%** of patients are aware of facility adherence clubs

### Does the Adherence Club make HIV medicine pick up faster?

**0%** of patients say yes

### Is there peer support from PLHIV in the club?

**0%** of patients say yes

### Adherence Club Staffing

Total Adherence Clubs at Facility:	0
• Facility-Based Clubs:	0
• Community-Based Clubs:	0
Number of Adherence Club Facilitators:	NA
Number of Adherence Club Nurses:	NA
Adherence Clubs per Facilitator:	NA

This ranks:

No Ranking Data Available

### Does the Adherence Club provide information about the importance of taking your HIV medicine?

**0%** of patients say yes

### Topics Covered in the Adherence Club

<input type="checkbox"/> Side effects of medicines	<input type="checkbox"/> Why patients should adhere to their ARVs	<input type="checkbox"/> Different medicine options, such as new drugs (ex. Doloutegravir)
<input type="checkbox"/> Other	<input type="checkbox"/> None	<input type="checkbox"/> Don't know
<input type="checkbox"/> Prefer not to answer		

## Access to Viral Load Testing / Information

### Do Patients Know Their Viral Load?

Patient Responses: 23

**78%** of patients know their viral load

This ranks:

- 188 of 288 Facilities Nationally (Bottom Half)
- 57 of 95 Facilities in the Province (Bottom Half)
- 18 of 33 Facilities in the District (Bottom Half)

### Have Patients had a Viral Load Test in the Past Year?

Patient Responses: 23

**100%** of patients report having a viral load test

This ranks:

- 1 of 288 Facilities Nationally (Top Quarter)
- 1 of 95 Facilities in the Province (Top Quarter)
- 1 of 33 Facilities in the District (Top Quarter)

### Did a Health Worker Explain the Viral Load Test Result?

Patient Responses: 23

**78%** of patients report viral load was explained

This ranks:

- 209 of 287 Facilities Nationally (Bottom Half)
- 69 of 94 Facilities in the Province (Bottom Half)
- 23 of 33 Facilities in the District (Bottom Half)

### Treatment Literacy: Do Patients Understand Viral Load and their Health?

Patient Responses: 23

**70%** of patients understand an undetectable viral load means ARVs are working

This ranks:

- 225 of 288 Facilities Nationally (Bottom Quarter)
- 69 of 95 Facilities in the Province (Bottom Half)
- 25 of 33 Facilities in the District (Bottom Quarter)

### Treatment Literacy: Do Patients Understand Viral Load and Transmission?

Patient Responses: 23

**74%** of patients understand an undetectable viral load means a person cannot transmit HIV

This ranks:

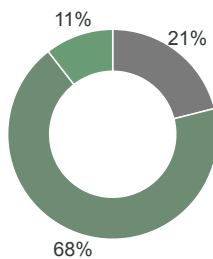
- 166 of 288 Facilities Nationally (Bottom Half)
- 47 of 95 Facilities in the Province (Top Half)
- 15 of 33 Facilities in the District (Top Half)

## Confidentiality and Privacy

### Have Patients been Asked to Participate in Index Testing?

Patient Responses: 19

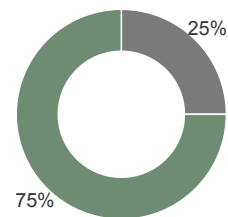
Yes:	21%
No:	68%
Dont know:	11%



### Did a Health Worker Tell You You can Refuse to Participate in Index Testing?

Patient Responses: 4

Yes:	25%
No:	75%



This ranks:

- 239 of 268 Facilities Nationally (Bottom Quarter)
- 83 of 89 Facilities in the Province (Bottom Quarter)
- 27 of 29 Facilities in the District (Bottom Quarter)

### Do Patients Feel this Facility Keep People's HIV Status Confidential and Private?

Patient Responses: 23

**91%** of patients think the facility keeps people's HIV status confidential and private

This ranks:

- 229 of 287 Facilities Nationally (Bottom Quarter)
- 75 of 95 Facilities in the Province (Bottom Quarter)
- 27 of 33 Facilities in the District (Bottom Quarter)

## Psycho-Social Support for PLHIV

### Is Psycho-Social Counseling Available for PLHIV?

Patient Responses: 20

**50%** of patients report counseling is available

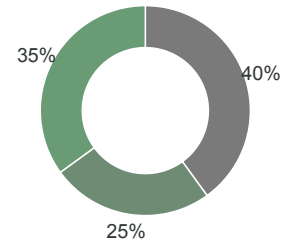
This ranks:

- 274 of 288 Facilities Nationally (Bottom Quarter)
- 90 of 95 Facilities in the Province (Bottom Quarter)
- 32 of 33 Facilities in the District (Bottom Quarter)

### Is Psycho-Social Counseling Available for PLHIV?

Patient Responses: 20

Yes:	40%
No:	25%
Dont know:	35%



## PrEP and DTG-Related Contraceptive Access

### What patients are offered PrEP? Select all that apply

<input type="checkbox"/> Adolescent girls/young women	<input type="checkbox"/> All women	<input type="checkbox"/> Men who have sex with men
<input type="checkbox"/> Sex workers	<input type="checkbox"/> People who inject drugs	<input type="checkbox"/> Anyone who is sexually active
<input type="checkbox"/> Other	<input type="checkbox"/> Dont know	<input type="checkbox"/> Prefer not to answer

## COVID-19 Disruptions

### Is the clinic currently open during the COVID-19 crisis?

Total Observations:1

Yes the clinic is open, and patients can enter the facility

### Is the clinic faced with any of the following issues because of the COVID-19 crisis?

Total Observations:1

<input checked="" type="checkbox"/> There is no physical distancing inside the clinic grounds	<input checked="" type="checkbox"/> There is no physical distancing outside the gates of the clinic	<input type="checkbox"/> There is no access to soap and water
<input type="checkbox"/> There is no access to hand sanitiser	<input type="checkbox"/> Health workers are not wearing masks	<input type="checkbox"/> Health workers are not wearing masks properly
<input type="checkbox"/> Chronic patients are not entering the facility — they wait for medicines outside the gates	<input type="checkbox"/> The facility is not screening people for COVID-19 symptoms	<input type="checkbox"/> Clinical staff in the facility do not have enough PPE (masks, sanitiser)
<input type="checkbox"/> Non-clinical staff in the facility do not have enough PPE (masks, sanitiser)	<input type="checkbox"/> CHWs/CCGs do not have enough PPE (masks, sanitiser)	<input type="checkbox"/> Other
<input type="checkbox"/> None of the above	<input type="checkbox"/> There is no access to hand sanitiser	

### Have you had any of the following issues getting healthcare because of the COVID-19 crisis?

Patient Responses: 27

<input type="checkbox"/> I couldn't get transportation to the clinic when I needed it	<input checked="" type="checkbox"/> The clinic wasn't open when I needed it	<input type="checkbox"/> The clinic didn't have the medicine that I needed
<input checked="" type="checkbox"/> The queue at the clinic was longer than usual	<input type="checkbox"/> There were less staff working than usual	<input type="checkbox"/> The clinic not providing the service I needed
<input type="checkbox"/> There is no physical distancing at the clinic putting me at risk of getting COVID-19	<input type="checkbox"/> There is no access to soap and water at the clinic	<input type="checkbox"/> There is no access to hand sanitiser at the clinic
<input type="checkbox"/> Other	<input checked="" type="checkbox"/> None of the above	

### Facility Manager: Have you had any of the following issues at your clinic because of the COVID-19 crisis?

Facility Responses:1

<input type="checkbox"/> We are experiencing more stockouts or shortages of medicines than usual	<input type="checkbox"/> We are experiencing more shortages of personal protective equipment for staff than usual	<input type="checkbox"/> We can only serve patients at the gate—patients do not enter the facility
<input type="checkbox"/> We have more restricted hours of operation than usual	<input type="checkbox"/> We have higher patient wait times than usual	<input type="checkbox"/> We are operating with fewer staff than usual
<input type="checkbox"/> The clinic has been completely closed for a period of time	<input type="checkbox"/> We can serve less patients than usual	<input checked="" type="checkbox"/> None of the above
<input type="checkbox"/> Other		

## TB Infection Control

Details                      Green = 0 No                      Yellow = 1-2 No                      Red = 2+ No                      Clinic Result: **YELLOW**

**Enough room in the waiting area?**  
Most Recent Observation                      **Yes**

Of 303 Facility Observations:  

- No: 167
- Yes: 136

**Time Spent in the Facility after Opening**  
(pass requires less than 1:15).                      **No: 4:47**

This ranks:  

- 198 of 292 Facilities Nationally (Bottom Half)
- 66 of 96 Facilities in the Province (Bottom Half)
- 25 of 33 Facilities in the District (Bottom Quarter)

**Were the Facility Windows Open?**  
Most Recent Observation                      **Yes**

Of 303 Facility Observations:  

- Yes: 285
- No: 18

**Are people being asked for TB symptoms?**  
86% of patients report:Yes                      **Yes**

This ranks:  

- 92 of 292 Facilities Nationally (Top Half)
- 21 of 96 Facilities in the Province (Top Quarter)
- 11 of 33 Facilities in the District (Top Half)

**Are people who are coughing in a separate room?**  
90% of patients report:Yes                      **Yes**

This ranks:  

- 79 of 291 Facilities Nationally (Top Half)
- 25 of 95 Facilities in the Province (Top Half)
- 10 of 32 Facilities in the District (Top Half)