

Facility Hours and Waiting Times

Facility is Open 24 Hours

Yes

Open Time M-F: NA

Open Time Sat: NA

Average stop time: NA

NDoH May 2019 Circular: "Facilities must be open from 5.00 - 19.00, as well as 8.00 - 16.00 on Saturdays."

Time Patients Spend at the Facility?

Patient Responses: 27

Amount of time spent: **7:42**

This ranks:

- 382 of 396 Facilities Nationally (Bottom Quarter)
- 39 of 47 Facilities in the Province (Bottom Quarter)
- 11 of 14 Facilities in the District (Bottom Quarter)

Earliest Patient Arrival Time

Patient Responses: 30

Earliest arrival time **5:31**

This ranks:

- 203 of 396 Facilities Nationally (Bottom Half)
- 30 of 47 Facilities in the Province (Bottom Half)
- 5 of 14 Facilities in the District (Top Half)

Are the Queues at the Facility Long?

Patient Responses: 30

54% of patients report long queues

Reason	Count
There is not enough staff	12
Staff take long breaks (for tea, lunch etc.)	9
There are too many patients to serve	5
It takes too long to find files, the filing system is messy, files are lost	3
Don't Know	1

Please specify the other reasons why the queues are long

No Data for this Indicator

How Safe is the Facility to Wait Before it Opens?

Patient Responses: 3

Category	Percentage
Very Unsafe:	67%
Unsafe:	0%
Neither Safe or Unsafe:	0%
Safe:	0%
Very Safe:	33%
Don't know:	0%

This ranks:

- 226 of 335 Facilities Nationally (Bottom Half)
- 26 of 44 Facilities in the Province (Bottom Half)
- 8 of 14 Facilities in the District (Bottom Half)

Facility Staff

Are there Enough Staff at the Facility?

Patient Responses: 30

Response	Percentage
Always:	7%
Sometimes:	60%
Never:	30%
Don't know:	3%

This ranks:

- 328 of 396 Facilities Nationally (Bottom Quarter)
- 38 of 47 Facilities in the Province (Bottom Quarter)
- 14 of 14 Facilities in the District (Bottom Quarter)

Are Staff Friendly and Professional?

Patient Responses: 30

Response	Percentage
Yes:	27%
Sometimes:	53%
Never:	20%

This ranks:

- 343 of 396 Facilities Nationally (Bottom Quarter)
- 41 of 47 Facilities in the Province (Bottom Quarter)
- 11 of 14 Facilities in the District (Bottom Quarter)

Facility Manager: Does the Facility have Enough Staff?

Facility Responses: 1

No

Which Cadres are Understaffed?

<input type="checkbox"/> Doctor	<input checked="" type="checkbox"/> Professional nurse	<input type="checkbox"/> Enrolled nurse
<input type="checkbox"/> Enrolled nurse assistant	<input type="checkbox"/> Pharmacist	<input type="checkbox"/> Assistant pharmacist
<input type="checkbox"/> Lab technician	<input type="checkbox"/> Lay counselors	<input type="checkbox"/> Linkage officers
<input type="checkbox"/> Adherence club facilitators	<input type="checkbox"/> Data capturer	<input type="checkbox"/> Security guard
<input checked="" type="checkbox"/> Cleaner	<input checked="" type="checkbox"/> General assistant	<input type="checkbox"/> No cadre is understaffed
<input type="checkbox"/> Don't know	<input type="checkbox"/> Prefer not to answer	

Clinic Conditions

What is the Condition of the Building?

Total Observations: 1

Building condition was:

Bad

<input type="checkbox"/> Broken furniture	<input type="checkbox"/> Broken windows or doors	<input checked="" type="checkbox"/> Broken roof or walls
<input type="checkbox"/> Other	<input type="checkbox"/> Don't know	

What is the Condition of the Toilets?

Total Observations: 1

Toilet condition was:

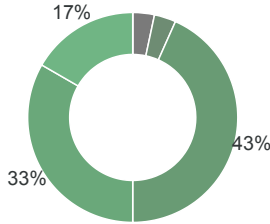
Bad

<input checked="" type="checkbox"/> No soap	<input type="checkbox"/> No water	<input type="checkbox"/> No toilet paper
<input type="checkbox"/> No light	<input checked="" type="checkbox"/> Dirty	<input type="checkbox"/> Blocked
<input type="checkbox"/> Broken	<input type="checkbox"/> Out of order	<input type="checkbox"/> Don't Know

How Clean is the Facility

Patient Responses: 30

Very Dirty:	3%
Dirty:	3%
Neither Clean or Dirty:	43%
Clean:	33%
Very Clean:	17%
Don't know:	0%



This ranks:

- 282 of 396 Facilities Nationally (Bottom Half)
- 34 of 47 Facilities in the Province (Bottom Half)
- 11 of 14 Facilities in the District (Bottom Quarter)

Facility Manager: Is there enough space in the facility to meet patient's needs?

Facility Responses: 1

Yes enough space

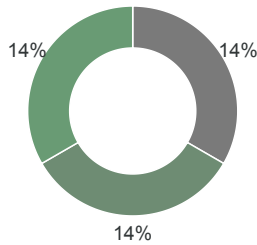
<input type="checkbox"/> Patients waiting space	<input type="checkbox"/> Rooms for medical care	<input type="checkbox"/> Private HIV counseling or testing
<input type="checkbox"/> Laboratory space	<input type="checkbox"/> Files	<input type="checkbox"/> Data captureurs
<input type="checkbox"/> Adherence clubs	<input type="checkbox"/> Pharmacy	<input type="checkbox"/> Storage
<input type="checkbox"/> Other	<input type="checkbox"/> Don't know	<input type="checkbox"/> Prefer not to answer

Access to Medicines and Shortages/Stockouts

Patient Reports of Medicine Shortage(s)

Patient Responses: 7

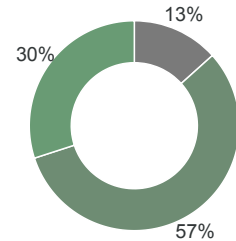
PrEP:	14%
Contraceptives:	14%
Vaccines:	14%



Any Patients left without the Medicine due to Shortage

Patient Responses: 30

Yes:	13%
No:	57%
Don't know:	30%



Patient Reports of Medicine Shortage(s)

Patient Reports of Medicine Shortage(s)

<input type="checkbox"/> HIV medicine	<input checked="" type="checkbox"/> PrEP	<input type="checkbox"/> TB medicine
<input checked="" type="checkbox"/> Contraceptives	<input type="checkbox"/> Pregnancy Test	<input checked="" type="checkbox"/> Vaccines
<input type="checkbox"/> Bandages (or other dry stock)	<input type="checkbox"/> Other medicines or tests	<input type="checkbox"/> None of the above
<input type="checkbox"/> Don't know	<input type="checkbox"/> Prefer not to answer	

Contraception shortage(s)

<input type="checkbox"/> Condoms (male/external)	<input type="checkbox"/> Female/internal condoms	<input checked="" type="checkbox"/> Birth control pill
<input checked="" type="checkbox"/> Injection	<input checked="" type="checkbox"/> Implant	<input checked="" type="checkbox"/> IUD (interuterine device)
<input type="checkbox"/> Other	<input type="checkbox"/> Don't know	<input type="checkbox"/> Prefer not to answer

HIV medication shortage(s)

<input type="checkbox"/> First Line FDC	<input type="checkbox"/> DTG-Based First Line FDC	<input type="checkbox"/> Dumiva (ABC/3TC)
<input type="checkbox"/> Lamivudine (3TC)	<input type="checkbox"/> Emtricitabine (FTC)	<input type="checkbox"/> Abacavir (ABC)
<input type="checkbox"/> Zidovudine (AZT)	<input type="checkbox"/> Lobinavir/Ritonavir (LPV/r)	<input type="checkbox"/> Atazanavir/Ritonavir (ATV/r)
<input type="checkbox"/> Dolutegravir (DTG)	<input type="checkbox"/> Nevirapine (NVP)	<input type="checkbox"/> Other
<input type="checkbox"/> Don't Know	<input type="checkbox"/> Prefer not to answer	<input type="checkbox"/> EFV-Based First Line FDC

Facility Staff Reports of Medicine Shortage(s)

Facility Staff Reports of Medicine Shortage(s)

<input type="checkbox"/> HIV medicine	<input type="checkbox"/> PrEP	<input type="checkbox"/> TB medicine
<input checked="" type="checkbox"/> Contraceptives	<input type="checkbox"/> Pregnancy Test	<input checked="" type="checkbox"/> Vaccines
<input checked="" type="checkbox"/> Bandages (or other dry stock)	<input checked="" type="checkbox"/> Other medicines or diagnostic tests	<input type="checkbox"/> None of the above
<input type="checkbox"/> Don't know	<input type="checkbox"/> Prefer not to answer	

Facility Staff: Contraception Shortage(s)

<input type="checkbox"/> Condoms (male/external)	<input type="checkbox"/> Female/internal condoms	<input type="checkbox"/> Birth control pill
<input checked="" type="checkbox"/> Injection	<input checked="" type="checkbox"/> Implant	<input checked="" type="checkbox"/> IUD (interuterine device)
<input type="checkbox"/> Other	<input type="checkbox"/> Don't know	<input type="checkbox"/> Prefer not to answer

Facility Staff: HIV medication shortage(s)

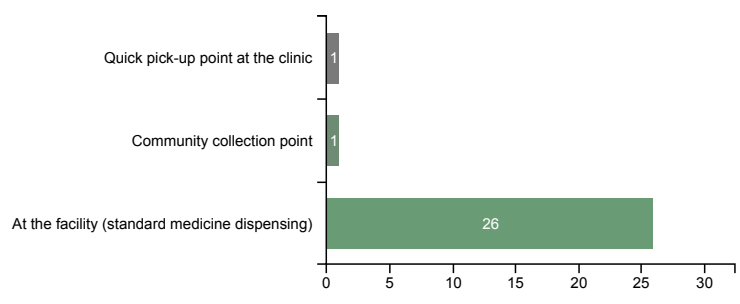
<input type="checkbox"/> First Line FDC	<input type="checkbox"/> DTG-Based First Line FDC	<input type="checkbox"/> Dumiva (ABC/3TC)
<input type="checkbox"/> Lamivudine (3TC)	<input type="checkbox"/> Emtricitabine (FTC)	<input type="checkbox"/> Abacavir (ABC)
<input type="checkbox"/> Zidovudine (AZT)	<input type="checkbox"/> Lobinavir/Ritonavir (LPV/r)	<input type="checkbox"/> Atazanavir/Ritonavir (ATV/r)
<input type="checkbox"/> Nevirapine (NVP)	<input type="checkbox"/> Other	<input type="checkbox"/> Don't Know
<input type="checkbox"/> Prefer not to answer	<input type="checkbox"/> EFV-Based First Line FDC	<input type="checkbox"/> Dolutegravir (DTG)



ARV Collection and Access

Where do you Collect ARVs?

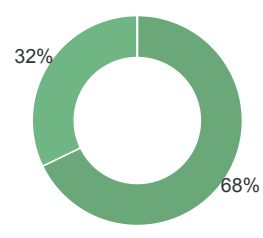
Patient Responses: 28



Length of HIV medicine refill?

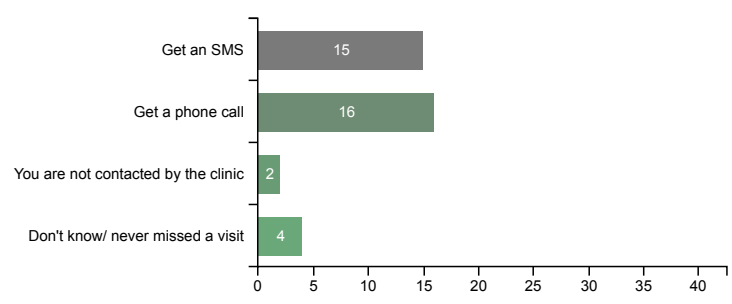
Patient Responses: 28

1 week:	0%
2 weeks:	0%
3 weeks:	0%
1 month:	68%
2 months:	32%
3 months:	0%
6 months:	0%
Don't know:	0%



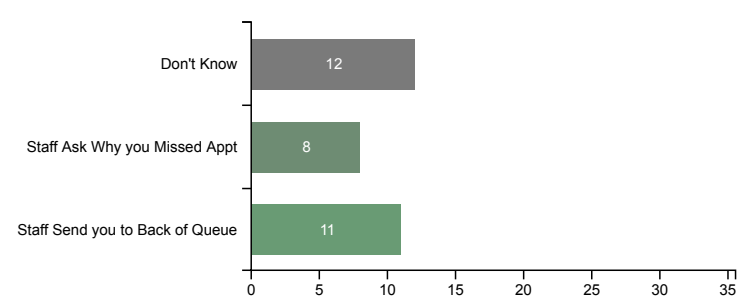
When Patients Miss a Visit to Collect ARVs:

Patient Responses: 37



When a patient misses a visit, what happens the next time the patients comes to collect ARVs?

Patient Responses: 31



Would Patients Like to Collect ARVs Closer to Home?

Patient Responses: 28

46% of patients say they would like to collect ARVs closer to home

This ranks:

- 153 of 395 Facilities Nationally (Top Half)
- 8 of 47 Facilities in the Province (Top Quarter)
- 2 of 14 Facilities in the District (Top Quarter)

Adherence Clubs

If Not in an Adherence Club Already, Are you Aware of Them at this Facility?

Patient Responses: 28

64% of patients are aware of facility adherence clubs

Does the Adherence Club make HIV medicine pick up faster?

No Data for this Indicator

Is there peer support from PLHIV in the club?

No Data for this Indicator

Does the Adherence Club provide information about the importance of taking your HIV medicine?

No Data for this Indicator

Number of Adherence Clubs at the Facility

Total Adherence Clubs at Facility:	8
• Facility-Based Clubs:	8
• Community-Based Clubs:	0
Number of Adherence Club Facilitators:	NA
Number of Adherence Club Nurses:	NA
Adherence Clubs per Facilitator:	NA

This ranks:

No Ranking Data Available

Topics Covered in the Adherence Club

No Data for this Indicator

Access to Viral Load Testing / Information

Do Patients Know Their Viral Load?

Patient Responses: 28

81% of patients know their viral load

This ranks:

- 242 of 395 Facilities Nationally (Bottom Half)
- 25 of 47 Facilities in the Province (Bottom Half)
- 3 of 14 Facilities in the District (Top Quarter)

Have Patients had a Viral Load Test in the Past Year?

Patient Responses: 28

96% of patients report having a viral load test

This ranks:

- 270 of 395 Facilities Nationally (Bottom Half)
- 29 of 47 Facilities in the Province (Bottom Half)
- 10 of 14 Facilities in the District (Bottom Half)

Did a Health Worker Explain the Viral Load Test Result?

Patient Responses: 25

76% of patients report viral load was explained

This ranks:

- 290 of 395 Facilities Nationally (Bottom Half)
- 29 of 47 Facilities in the Province (Bottom Half)
- 7 of 14 Facilities in the District (Bottom Half)

Treatment Literacy: Do Patients Understand Viral Load and their Health?

Patient Responses: 28

68% of patients understand an undetectable viral load means ARVs are working

This ranks:

- 315 of 395 Facilities Nationally (Bottom Quarter)
- 34 of 47 Facilities in the Province (Bottom Half)
- 8 of 14 Facilities in the District (Bottom Half)

Treatment Literacy: Do Patients Understand Viral Load and Transmission?

Patient Responses: 28

64% of patients understand an undetectable viral load means a person cannot transmit HIV

This ranks:

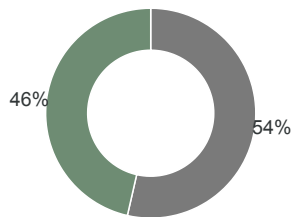
- 234 of 395 Facilities Nationally (Bottom Half)
- 27 of 47 Facilities in the Province (Bottom Half)
- 5 of 14 Facilities in the District (Top Half)

Confidentiality and Privacy

Have Patients been Asked to Participate in Index Testing?

Patient Responses: 28

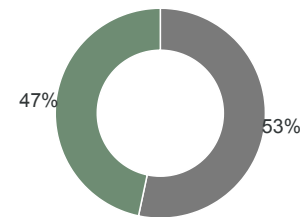
Yes:	54%
No:	46%



Did a Health Worker Tell You You can Refuse to Participate in Index Testing?

Patient Responses: 15

Yes:	53%
No:	47%



This ranks:

- 301 of 376 Facilities Nationally (Bottom Quarter)
- 30 of 46 Facilities in the Province (Bottom Half)
- 4 of 14 Facilities in the District (Top Half)

Do Patients Feel this Facility Keep People's HIV Status Confidential and Private?

Patient Responses: 28

21% of patients think the facility keeps people's HIV status confidential and private

This ranks:

- 389 of 395 Facilities Nationally (Bottom Quarter)
- 45 of 47 Facilities in the Province (Bottom Quarter)
- 12 of 14 Facilities in the District (Bottom Quarter)

Psycho-Social Support for PLHIV

Is Psycho-Social Counseling Available for PLHIV?

Patient Responses: 28

77% of patients report counseling is available

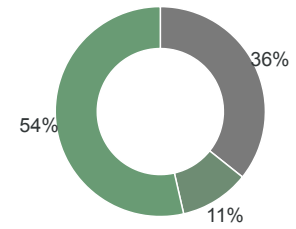
This ranks:

- 324 of 395 Facilities Nationally (Bottom Quarter)
- 41 of 47 Facilities in the Province (Bottom Quarter)
- 13 of 14 Facilities in the District (Bottom Quarter)

Is Psycho-Social Counseling Available for PLHIV?

Patient Responses: 28

Yes:	36%
No:	11%
Don't know:	54%



PrEP and DTG-Related Contraceptive Access

What patients are offered PrEP? Select all that apply

<input checked="" type="checkbox"/> Adolescent girls/young women	<input checked="" type="checkbox"/> All women	<input type="checkbox"/> Men who have sex with men
<input type="checkbox"/> Sex workers	<input type="checkbox"/> People who inject drugs	<input checked="" type="checkbox"/> Anyone who is sexually active
<input type="checkbox"/> Other	<input type="checkbox"/> Don't know	<input type="checkbox"/> Prefer not to answer

Are Women Who are On or Switching to Dolutegravir-Based Regimens Offered Contraception?

Facility Responses: 1

Yes

COVID-19 Disruptions

Is the clinic currently open during the COVID-19 crisis?

Yes the clinic is open, and patients can enter the facility

Is the clinic faced with any of the following issues because of the COVID-19 crisis?

<input type="checkbox"/> There is no physical distancing inside the clinic grounds	<input type="checkbox"/> There is no physical distancing outside the gates of the clinic	<input type="checkbox"/> There is no access to soap and water
<input type="checkbox"/> There is no access to hand sanitiser	<input type="checkbox"/> Health workers are not wearing masks	<input type="checkbox"/> Health workers are not wearing masks properly
<input type="checkbox"/> Chronic patients are not entering the facility — they wait for medicines outside the gates	<input type="checkbox"/> The facility is not screening people for COVID-19 symptoms	<input type="checkbox"/> Clinical staff in the facility do not have enough PPE (masks, sanitiser)
<input type="checkbox"/> Non-clinical staff in the facility do not have enough PPE (masks, sanitiser)	<input type="checkbox"/> CHWs/CCGs do not have enough PPE (masks, sanitiser)	<input type="checkbox"/> Other
<input checked="" type="checkbox"/> None of the above	<input type="checkbox"/> There is no access to hand sanitiser	

Have you had any of the following issues getting healthcare because of the COVID-19 crisis?

<input checked="" type="checkbox"/> I couldn't get transportation to the clinic when I needed it	<input type="checkbox"/> The clinic wasn't open when I needed it	<input type="checkbox"/> The clinic didn't have the medicine that I needed
<input checked="" type="checkbox"/> The queue at the clinic was longer than usual	<input checked="" type="checkbox"/> There were less staff working than usual	<input type="checkbox"/> The clinic not providing the service I needed
<input checked="" type="checkbox"/> There is no physical distancing at the clinic putting me at risk of getting COVID-19	<input checked="" type="checkbox"/> There is no access to soap and water at the clinic	<input type="checkbox"/> There is no access to hand sanitiser at the clinic
<input type="checkbox"/> Other	<input checked="" type="checkbox"/> None of the above	

Facility Manager: Have you had any of the following issues at your clinic because of the COVID-19 crisis?

<input type="checkbox"/> We are experiencing more stockouts or shortages of medicines than usual	<input type="checkbox"/> We are experiencing more shortages of personal protective equipment for staff than usual	<input type="checkbox"/> We can only serve patients at the gate—patients do not enter the facility
<input type="checkbox"/> We have more restricted hours of operation than usual	<input type="checkbox"/> We have higher patient wait times than usual	<input type="checkbox"/> We are operating with fewer staff than usual
<input type="checkbox"/> The clinic has been completely closed for a period of time	<input type="checkbox"/> We can serve less patients than usual	<input checked="" type="checkbox"/> None of the above
<input type="checkbox"/> Other		

TB Infection Control

Details	Green = 0 No	Yellow = 1-2 No	Red = 2+ No	Clinic Result: RED
<p>Enough room in the waiting area?</p> <p>Most recent observation:</p> <hr/>		Yes	<p>Of 438 Facility Observations:</p> <ul style="list-style-type: none"> • Yes: 208 • No: 228 • Don't know: 2 	
<p>Time Patients Spend at the Facility?</p> <p>Amount of time spent: (pass requires less than 1:15).</p> <hr/>		No: 7:42	<p>This ranks:</p> <ul style="list-style-type: none"> • 382 of 396 Facilities Nationally (Bottom Quarter) • 39 of 47 Facilities in the Province (Bottom Quarter) • 11 of 14 Facilities in the District (Bottom Quarter) 	
<p>Were the Facility Windows Open?</p> <p>Most recent observation:</p> <hr/>		Yes	<p>Of 438 Facility Observations:</p> <ul style="list-style-type: none"> • Yes: 421 • No: 17 	
<p>Are people being asked for TB symptoms?</p> <p>20% of patients report:Yes</p> <hr/>		No	<p>This ranks:</p> <ul style="list-style-type: none"> • 343 of 396 Facilities Nationally (Bottom Quarter) • 41 of 47 Facilities in the Province (Bottom Quarter) • 10 of 14 Facilities in the District (Bottom Half) 	
<p>Are people who are coughing in a separate room?</p> <p>17% of patients report:Yes</p> <hr/>		No	<p>This ranks:</p> <ul style="list-style-type: none"> • 304 of 396 Facilities Nationally (Bottom Quarter) • 40 of 47 Facilities in the Province (Bottom Quarter) • 8 of 14 Facilities in the District (Bottom Half) 	
<p>Are there posters telling patient to cover mouth when coughing/sneezing?</p> <p>Most recent observation:</p> <hr/>		Yes	<p>Of 438 Facility Observations:</p> <ul style="list-style-type: none"> • Yes: 402 • No: 36 	