

## Facility Hours and Waiting Times

### Facility is Open 24 Hours

**No**

Open Time M-F:	7:30
Open Time Sat:	NA
Average stop time:	15:51

NDoH May 2019 Circular: "Facilities must be open from 5.00 - 19.00, as well as 8.00 - 16.00 on Saturdays."

### Time Patients Spend at the Facility?

Patient Responses: 30

Amount of time spent: **3:11**

This ranks:

- 85 of 354 Facilities Nationally (Top Quarter)
- 17 of 112 Facilities in the Province (Top Quarter)
- 6 of 48 Facilities in the District (Top Quarter)

### Earliest Patient Arrival Time

Patient Responses: 28

Earliest arrival time: **5:38**

This ranks:

- 216 of 354 Facilities Nationally (Bottom Half)
- 51 of 112 Facilities in the Province (Top Half)
- 17 of 48 Facilities in the District (Top Half)

### Are the Queues at the Facility Long?

Patient Responses: 31

**26%** of patients report long queues

There is not enough staff	2
There are too many patients to serve	2
Other reason	5

### Please specify the other reasons why the queues are long

Patient Responses: 5

<input checked="" type="checkbox"/> staff is slow	<input checked="" type="checkbox"/> -They work very slow.	<input checked="" type="checkbox"/> they are slow
<input checked="" type="checkbox"/> - staff is very slow especially on the department of babies		

### How Safe is the Facility to Wait Before it Opens?

Patient Responses: 13

Very Unsafe:	15%
Unsafe:	8%
Neither Safe or Unsafe:	23%
Safe:	15%
Very Safe:	38%
Dont know:	0%

This ranks:

- 110 of 295 Facilities Nationally (Top Half)
- 29 of 101 Facilities in the Province (Top Half)
- 10 of 47 Facilities in the District (Top Quarter)

## Facility Staff

### Are there Enough Staff at the Facility?

Patient Responses: 31

Always:	68%
Sometimes:	23%
Never:	10%

This ranks:

- 53 of 354 Facilities Nationally (Top Quarter)
- 18 of 112 Facilities in the Province (Top Quarter)
- 16 of 48 Facilities in the District (Top Half)

### Are Staff Friendly and Professional?

Patient Responses: 31

Yes:	81%
Sometimes:	19%

This ranks:

- 109 of 354 Facilities Nationally (Top Half)
- 23 of 112 Facilities in the Province (Top Quarter)
- 9 of 48 Facilities in the District (Top Quarter)

### Facility Manager: Does the Facility have Enough Staff?

Facility Responses: 1

**No**

### Which Cadres are Understaffed?

Facility Responses: 1

<input type="checkbox"/> Doctor	<input checked="" type="checkbox"/> Professional nurse	<input type="checkbox"/> Enrolled nurse
<input type="checkbox"/> Enrolled nurse assistant	<input type="checkbox"/> Pharmacist	<input type="checkbox"/> Assistant pharmacist
<input type="checkbox"/> Lab technician	<input type="checkbox"/> Lay counselors	<input type="checkbox"/> Linkage officers
<input type="checkbox"/> Adherence club facilitators	<input type="checkbox"/> Data capturer	<input type="checkbox"/> Security guard
<input type="checkbox"/> Cleaner	<input type="checkbox"/> General assistant	<input type="checkbox"/> No cadre is understaffed
<input type="checkbox"/> Dont know	<input type="checkbox"/> Prefer not to answer	



# Rabie Ridge Clinic Monitoring Report

Gauteng - City of Johannesburg: 2021 Q4

## Clinic Conditions

### What is the Condition of the Building?

Total Observations: 2

Building condition was:

**Good**

<input type="checkbox"/> No light /or lights not working in some areas of the facility	<input type="checkbox"/> Broken furniture	<input type="checkbox"/> Broken or cracked roof, walls or floor
<input type="checkbox"/> No running water at the facility	<input type="checkbox"/> Broken windows or doors	<input type="checkbox"/> Old building needs renovation
<input type="checkbox"/> Rubbish piles	<input type="checkbox"/> Other	

### What is the Condition of the Toilets?

Total Observations: 2

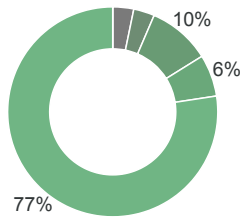
Toilet condition was:

<input checked="" type="checkbox"/> No soap	<input type="checkbox"/> No water at all	<input type="checkbox"/> No toilet paper
<input type="checkbox"/> No light	<input checked="" type="checkbox"/> Dirty	<input type="checkbox"/> Blocked
<input type="checkbox"/> Broken	<input type="checkbox"/> Out of order	<input type="checkbox"/> No running water

### How Clean is the Facility

Patient Responses: 31

Very Dirty:	3%
Dirty:	3%
Neither Clean nor Dirty:	10%
Clean:	6%
Very Clean:	77%
Dont know:	0%



This ranks:

- 100 of 354 Facilities Nationally (Top Half)
- 30 of 112 Facilities in the Province (Top Half)
- 12 of 48 Facilities in the District (Top Quarter)

### Facility Manager: Is there enough space in the facility to meet patient's needs?


No Data for this Indicator

## Access to Medicines and Shortages/Stockouts

### Patient Reports of Medicine Shortage(s)

Patient Responses: 1

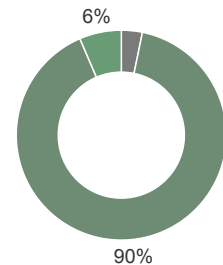
Other medicines 100% or tests:



### Any Patients left without the Medicine due to Shortage

Patient Responses: 31

Yes:	3%
No:	90%
Dont know:	6%



### Patient Reports of Medicine Shortage(s)

#### Patient Reports of Medicine Shortage(s)

<input type="checkbox"/> HIV medicine	<input type="checkbox"/> PrEP	<input type="checkbox"/> TB medicine
<input type="checkbox"/> Contraceptives	<input type="checkbox"/> Pregnancy Test	<input type="checkbox"/> Vaccines
<input type="checkbox"/> Bandages (or other dry stock)	<input checked="" type="checkbox"/> Other medicines or tests	<input type="checkbox"/> None of the above
<input type="checkbox"/> Dont know	<input type="checkbox"/> Prefer not to answer	

#### Contraception shortage(s)

<input type="checkbox"/> Condoms (male/external)	<input type="checkbox"/> Female/internal condoms	<input type="checkbox"/> Birth control pill
<input type="checkbox"/> Injection	<input type="checkbox"/> Implant	<input type="checkbox"/> IUD (interuterine device)
<input type="checkbox"/> Other	<input type="checkbox"/> Dont know	<input type="checkbox"/> Prefer not to answer

#### HIV medication shortage(s)

<input type="checkbox"/> First Line FDC	<input type="checkbox"/> DTG-Based First Line FDC	<input type="checkbox"/> Dumiva (ABC/3TC)
<input type="checkbox"/> Lamivudine (3TC)	<input type="checkbox"/> Emtricitabine (FTC)	<input type="checkbox"/> Abacavir (ABC)
<input type="checkbox"/> Zidovudine (AZT)	<input type="checkbox"/> Lobinavir/Ritonavir (LPV/r)	<input type="checkbox"/> Atazanavir/Ritonavir (ATV/r)
<input type="checkbox"/> Dolutegravir (DTG)	<input type="checkbox"/> Nevirapine (NVP)	<input type="checkbox"/> Other
<input type="checkbox"/> Don't Know	<input type="checkbox"/> Prefer not to answer	<input type="checkbox"/> EFV-Based First Line FDC

### Facility Staff Reports of Medicine Shortage(s)

#### Facility Staff Reports of Medicine Shortage(s)

<input type="checkbox"/> HIV medicine	<input type="checkbox"/> PrEP	<input type="checkbox"/> TB medicine
<input type="checkbox"/> Contraceptives	<input type="checkbox"/> Pregnancy Test	<input type="checkbox"/> Vaccines
<input type="checkbox"/> Bandages (or other dry stock)	<input checked="" type="checkbox"/> Other medicines or diagnostic tests	<input type="checkbox"/> None of the above
<input type="checkbox"/> Dont know	<input type="checkbox"/> Prefer not to answer	

#### Facility Staff: Contraception Shortage(s)

<input type="checkbox"/> Condoms (male/external)	<input type="checkbox"/> Female/internal condoms	<input type="checkbox"/> Birth control pill
<input type="checkbox"/> Injection	<input type="checkbox"/> Implant	<input type="checkbox"/> IUD (interuterine device)
<input type="checkbox"/> Other	<input type="checkbox"/> Dont know	<input type="checkbox"/> Prefer not to answer

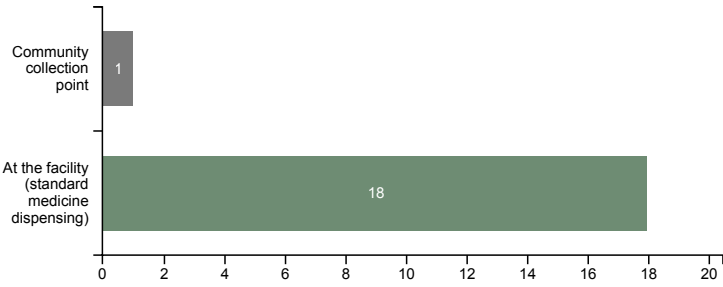
#### HIV medication shortage(s)

<input type="checkbox"/> First Line FDC	<input type="checkbox"/> DTG-Based First Line FDC	<input type="checkbox"/> Dumiva (ABC/3TC)
<input type="checkbox"/> Lamivudine (3TC)	<input type="checkbox"/> Emtricitabine (FTC)	<input type="checkbox"/> Abacavir (ABC)
<input type="checkbox"/> Zidovudine (AZT)	<input type="checkbox"/> Lobinavir/Ritonavir (LPV/r)	<input type="checkbox"/> Atazanavir/Ritonavir (ATV/r)
<input type="checkbox"/> Nevirapine (NVP)	<input type="checkbox"/> Other	<input type="checkbox"/> Don't Know
<input type="checkbox"/> Prefer not to answer	<input type="checkbox"/> EFV-Based First Line FDC	<input type="checkbox"/> Dolutegravir (DTG)

## ARV Collection and Access

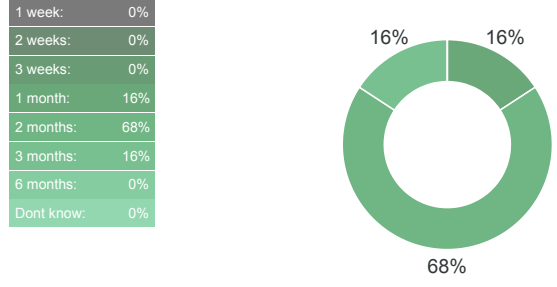
### Where do you Collect ARVs?

Patient Responses: 19



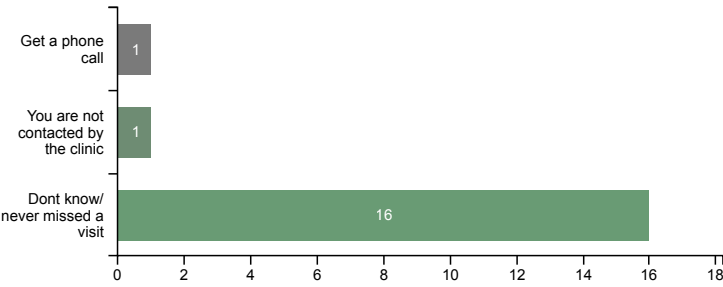
### Length of HIV medicine refill?

Patient Responses: 19



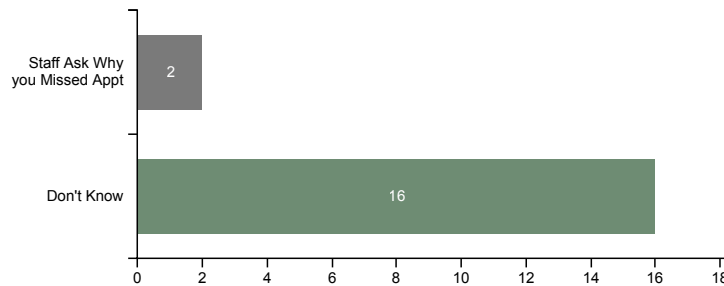
### When Patients Miss a Visit to Collect ARVs:

Patient Responses: 18



### When a patient misses a visit, what happens the next time the patients comes to collect ARVs?

Patient Responses: 18



### Would Patients Like to Collect ARVs Closer to Home?

Patient Responses: 19

**61%** of patients say they would like to collect ARVs closer to home

- This ranks:
- 223 of 351 Facilities Nationally (Bottom Half)
  - 80 of 111 Facilities in the Province (Bottom Half)
  - 35 of 48 Facilities in the District (Bottom Half)

## Adherence Clubs

### If Not in an Adherence Club Already, Are you Aware of Them at this Facility?

Patient Responses: 19

**47%** of patients are aware of facility adherence clubs

### Does the Adherence Club make HIV medicine pick up faster?

No Data for this Indicator

### Is there peer support from PLHIV in the club?

No Data for this Indicator

### Adherence Club Staffing

Total Adherence Clubs at Facility:	0
• Facility-Based Clubs:	0
• Community-Based Clubs:	0
Number of Adherence Club Facilitators:	NA
Number of Adherence Club Nurses:	NA
Adherence Clubs per Facilitator:	NA

This ranks:  
No Ranking Data Available

### Does the Adherence Club provide information about the importance of taking your HIV medicine?

No Data for this Indicator

### Topics Covered in the Adherence Club

<input type="checkbox"/> Side effects of medicines	<input type="checkbox"/> Why patients should adhere to their ARVs	<input type="checkbox"/> Different medicine options, such as new drugs (ex. Doloutegravir)
<input type="checkbox"/> Other	<input type="checkbox"/> None	<input type="checkbox"/> Don't know
<input type="checkbox"/> Prefer not to answer		

## Access to Viral Load Testing / Information

### Do Patients Know Their Viral Load?

Patient Responses: 19

**84%** of patients know their viral load

This ranks:

- 196 of 350 Facilities Nationally (Bottom Half)
- 45 of 111 Facilities in the Province (Top Half)
- 18 of 48 Facilities in the District (Top Half)

### Have Patients had a Viral Load Test in the Past Year?

Patient Responses: 19

**100%** of patients report having a viral load test

This ranks:

- 1 of 351 Facilities Nationally (Top Quarter)
- 1 of 111 Facilities in the Province (Top Quarter)
- 1 of 48 Facilities in the District (Top Quarter)

### Did a Health Worker Explain the Viral Load Test Result?

Patient Responses: 19

**89%** of patients report viral load was explained

This ranks:

- 192 of 351 Facilities Nationally (Bottom Half)
- 54 of 111 Facilities in the Province (Top Half)
- 25 of 48 Facilities in the District (Bottom Half)

### Treatment Literacy: Do Patients Understand Viral Load and their Health?

Patient Responses: 19

**84%** of patients understand an undetectable viral load means ARVs are working

This ranks:

- 210 of 351 Facilities Nationally (Bottom Half)
- 50 of 111 Facilities in the Province (Top Half)
- 19 of 48 Facilities in the District (Top Half)

### Treatment Literacy: Do Patients Understand Viral Load and Transmission?

Patient Responses: 19

**74%** of patients understand an undetectable viral load means a person cannot transmit HIV

This ranks:

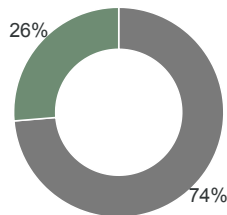
- 205 of 351 Facilities Nationally (Bottom Half)
- 60 of 111 Facilities in the Province (Bottom Half)
- 29 of 48 Facilities in the District (Bottom Half)

## Confidentiality and Privacy

### Have Patients been Asked to Participate in Index Testing?

Patient Responses: 19

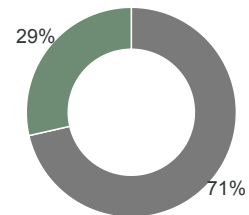
Yes:	74%
No:	26%



### Did a Health Worker Tell You You can Refuse to Participate in Index Testing?

Patient Responses: 14

Yes:	71%
No:	29%



This ranks:

- 216 of 336 Facilities Nationally (Bottom Half)
- 66 of 109 Facilities in the Province (Bottom Half)
- 31 of 48 Facilities in the District (Bottom Half)

### Do Patients Feel this Facility Keep People's HIV Status Confidential and Private?

Patient Responses: 19

**94%** of patients think the facility keeps people's HIV status confidential and private

This ranks:

- 253 of 351 Facilities Nationally (Bottom Half)
- 71 of 111 Facilities in the Province (Bottom Half)
- 29 of 48 Facilities in the District (Bottom Half)

## Psycho-Social Support for PLHIV

**Is Psycho-Social Counseling Available for PLHIV?** Patient Responses: 19

**100%** of patients report counseling is available

This ranks:

- 1 of 351 Facilities Nationally (Top Quarter)
- 1 of 111 Facilities in the Province (Top Quarter)
- 1 of 48 Facilities in the District (Top Quarter)

**Is Psycho-Social Counseling Available for PLHIV?** Patient Responses: 19

Yes:	89%
Dont know:	11%

## PrEP and DTG-Related Contraceptive Access

**What patients are offered PrEP? Select all that apply**

<input type="checkbox"/> Adolescent girls/young women	<input type="checkbox"/> All women	<input type="checkbox"/> Men who have sex with men
<input type="checkbox"/> Sex workers	<input type="checkbox"/> People who inject drugs	<input type="checkbox"/> Anyone who is sexually active
<input type="checkbox"/> Other	<input type="checkbox"/> Dont know	<input type="checkbox"/> Prefer not to answer

## COVID-19 Disruptions

**Is the clinic currently open during the COVID-19 crisis?** Total Observations:2

Yes the clinic is open, and patients can enter the facility

**Is the clinic faced with any of the following issues because of the COVID-19 crisis?** Total Observations:2

<input type="checkbox"/> There is no physical distancing inside the clinic grounds	<input type="checkbox"/> There is no physical distancing outside the gates of the clinic	<input type="checkbox"/> There is no access to soap and water
<input type="checkbox"/> There is no access to hand sanitiser	<input type="checkbox"/> Health workers are not wearing masks	<input type="checkbox"/> Health workers are not wearing masks properly
<input type="checkbox"/> Chronic patients are not entering the facility — they wait for medicines outside the gates	<input checked="" type="checkbox"/> The facility is not screening people for COVID-19 symptoms	<input type="checkbox"/> Clinical staff in the facility do not have enough PPE (masks, sanitiser)
<input type="checkbox"/> Non-clinical staff in the facility do not have enough PPE (masks, sanitiser)	<input type="checkbox"/> CHWs/CCGs do not have enough PPE (masks, sanitiser)	<input type="checkbox"/> Other
<input type="checkbox"/> None of the above	<input type="checkbox"/> There is no access to hand sanitiser	

**Have you had any of the following issues getting healthcare because of the COVID-19 crisis?** Patient Responses: 31

<input type="checkbox"/> I couldn't get transportation to the clinic when I needed it	<input type="checkbox"/> The clinic wasn't open when I needed it	<input type="checkbox"/> The clinic didn't have the medicine that I needed
<input type="checkbox"/> The queue at the clinic was longer than usual	<input type="checkbox"/> There were less staff working than usual	<input type="checkbox"/> The clinic not providing the service I needed
<input type="checkbox"/> There is no physical distancing at the clinic putting me at risk of getting COVID-19	<input type="checkbox"/> There is no access to soap and water at the clinic	<input type="checkbox"/> There is no access to hand sanitiser at the clinic
<input checked="" type="checkbox"/> Other	<input checked="" type="checkbox"/> None of the above	

**Facility Manager: Have you had any of the following issues at your clinic because of the COVID-19 crisis?** Facility Responses:1

<input type="checkbox"/> We are experiencing more stockouts or shortages of medicines than usual	<input type="checkbox"/> We are experiencing more shortages of personal protective equipment for staff than usual	<input type="checkbox"/> We can only serve patients at the gate—patients do not enter the facility
<input type="checkbox"/> We have more restricted hours of operation than usual	<input checked="" type="checkbox"/> We have higher patient wait times than usual	<input type="checkbox"/> We are operating with fewer staff than usual
<input type="checkbox"/> The clinic has been completely closed for a period of time	<input type="checkbox"/> We can serve less patients than usual	<input type="checkbox"/> None of the above
<input type="checkbox"/> Other		



# Rabie Ridge Clinic Monitoring Report

Gauteng - City of Johannesburg: 2021 Q4

## TB Infection Control

Details	Green = 0 No	Yellow = 1-2 No	Red = 2+ No	Clinic Result: <b>YELLOW</b>
<b>Enough room in the waiting area?</b> Most Recent Observation		<b>No</b>		Of 392 Facility Observations: <ul style="list-style-type: none"><li>No: 213</li><li>Yes: 179</li></ul>
<b>Time Spent in the Facility after Opening</b> (pass requires less than 1:15).		<b>No: 2:42</b>		This ranks: <ul style="list-style-type: none"><li>56 of 354 Facilities Nationally (Top Quarter)</li><li>9 of 112 Facilities in the Province (Top Quarter)</li><li>6 of 48 Facilities in the District (Top Quarter)</li></ul>
<b>Were the Facility Windows Open?</b> Most Recent Observation		<b>Yes</b>		Of 392 Facility Observations: <ul style="list-style-type: none"><li>Yes: 371</li><li>No: 21</li></ul>
<b>Are people being asked for TB symptoms?</b> 71% of patients report:Yes		<b>Yes</b>		This ranks: <ul style="list-style-type: none"><li>164 of 354 Facilities Nationally (Top Half)</li><li>52 of 112 Facilities in the Province (Top Half)</li><li>31 of 48 Facilities in the District (Bottom Half)</li></ul>
<b>Are people who are coughing in a separate room?</b> 67% of patients report:Yes		<b>Yes</b>		This ranks: <ul style="list-style-type: none"><li>153 of 352 Facilities Nationally (Top Half)</li><li>57 of 112 Facilities in the Province (Bottom Half)</li><li>37 of 48 Facilities in the District (Bottom Quarter)</li></ul>