

## Facility Hours and Waiting Times

### Facility is Open 24 Hours

**No Data**

Open Time M-F:	NA
Open Time Sat:	NA
Average stop time:	15:45

NDoH May 2019 Circular: "Facilities must be open from 5.00 - 19.00, as well as 8.00 - 16.00 on Saturdays."

### Time Patients Spend at the Facility?

Patient Responses: 8

Amount of time spent: **3:45**

This ranks:

- 118 of 355 Facilities Nationally (Top Half)
- 57 of 124 Facilities in the Province (Top Half)
- 3 of 5 Facilities in the District (Bottom Half)

### Earliest Patient Arrival Time

Patient Responses: 8

Earliest arrival time **5:22**

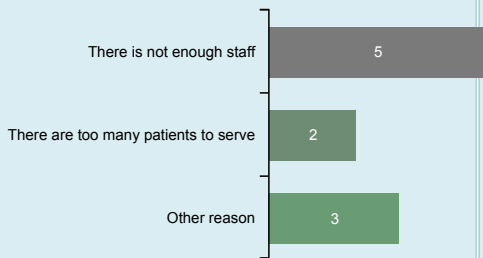
This ranks:

- 213 of 357 Facilities Nationally (Bottom Half)
- 79 of 126 Facilities in the Province (Bottom Half)
- 4 of 5 Facilities in the District (Bottom Quarter)

### Are the Queues at the Facility Long?

Patient Responses: 8

**100%** of patients report long queues

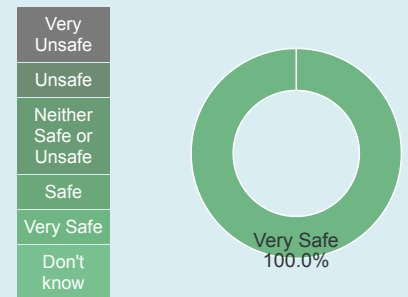


### Please specify the other reasons why the queues are long

- Some staff are on sick leave     Staff are too slow     someone patients missed appointments

### How Safe is the Facility to Wait Before it Opens?

Patient Responses: 3



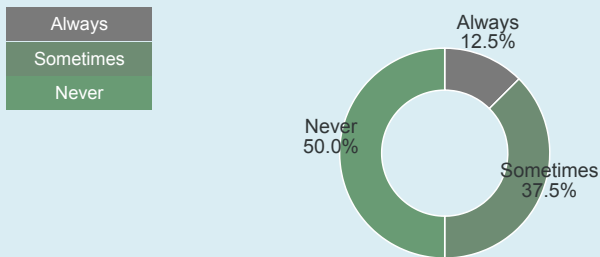
This ranks:

- 1 of 293 Facilities Nationally (Top Quarter)
- 1 of 99 Facilities in the Province (Top Quarter)
- 1 of 5 Facilities in the District (Top Quarter)

## Facility Staff

### Are there Enough Staff at the Facility?

Patient Responses: 8

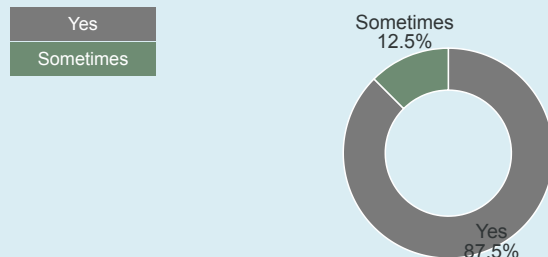


This ranks:

- 323 of 357 Facilities Nationally (Bottom Quarter)
- 107 of 126 Facilities in the Province (Bottom Quarter)
- 5 of 5 Facilities in the District (Bottom Quarter)

### Are Staff Friendly and Professional?

Patient Responses: 8



### Facility Manager: Does the Facility have Enough Staff?

No Data for this Indicator

### Which Cadres are Understaffed?

No Data for this Indicator

## Clinic Conditions and Patient Safety

### What is the Condition of the Building?

No Data for this Indicator

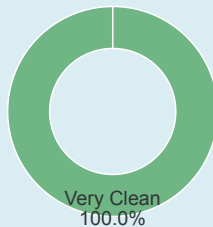
### What is the Condition of the Toilets?

No Data for this Indicator

### How Clean is the Facility

Patient Responses: 8

- Very Dirty
- Dirty
- Neither Clean or Dirty
- Clean
- Very Clean
- Don't know



This ranks:

- 1 of 357 Facilities Nationally (Top Quarter)
- 1 of 126 Facilities in the Province (Top Quarter)
- 1 of 5 Facilities in the District (Top Quarter)

### Facility Manager: Is there enough space in the facility to meet patient's needs?

No Data for this Indicator

## Access to Medicines and Shortages/Stockouts

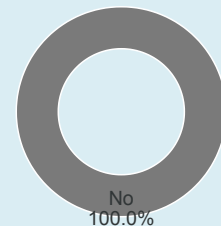
### Patient Reports of Medicine Shortage(s)

No Data for this Indicator

### Any Patients left without the Medicine due to Shortage

Patient Responses: 8

No



### Patient Reports of Medicine Shortage(s)

#### Patient Reports of Medicine Shortage(s)

<input type="checkbox"/> HIV medicine	<input type="checkbox"/> PrEP	<input type="checkbox"/> TB medicine
<input type="checkbox"/> Contraceptives	<input type="checkbox"/> Pregnancy Test	<input type="checkbox"/> Vaccines
<input type="checkbox"/> Bandages (or other dry stock)	<input type="checkbox"/> Other medicines or tests	<input type="checkbox"/> None of the above
<input type="checkbox"/> Don't know	<input type="checkbox"/> Prefer not to answer	

#### Contraception shortage(s)

<input type="checkbox"/> Condoms (male/external)	<input type="checkbox"/> Female/internal condoms	<input type="checkbox"/> Birth control pill
<input type="checkbox"/> Injection	<input type="checkbox"/> Implant	<input type="checkbox"/> IUD (intrauterine device)
<input type="checkbox"/> Other	<input type="checkbox"/> Don't know	<input type="checkbox"/> Prefer not to answer

#### HIV medication shortage(s)

<input type="checkbox"/> First Line FDC	<input type="checkbox"/> DTG-Based First Line FDC	<input type="checkbox"/> Dumiva (ABC/3TC)
<input type="checkbox"/> Lamivudine (3TC)	<input type="checkbox"/> Emtricitabine (FTC)	<input type="checkbox"/> Abacavir (ABC)
<input type="checkbox"/> Zidovudine (AZT)	<input type="checkbox"/> Loinavir/Ritonavir (LPV/r)	<input type="checkbox"/> Atazanavir/Ritonavir (ATV/r)
<input type="checkbox"/> Dolutegravir (DTG)	<input type="checkbox"/> Nevirapine (NVP)	<input type="checkbox"/> Other
<input type="checkbox"/> Don't Know	<input type="checkbox"/> Prefer not to answer	<input type="checkbox"/> EFV-Based First Line FDC

### Facility Staff Reports of Medicine Shortage(s)

#### Facility Staff Reports of Medicine Shortage(s)

<input type="checkbox"/> HIV medicine	<input type="checkbox"/> PrEP	<input type="checkbox"/> TB medicine
<input type="checkbox"/> Contraceptives	<input type="checkbox"/> Pregnancy Test	<input type="checkbox"/> Vaccines
<input type="checkbox"/> Bandages (or other dry stock)	<input type="checkbox"/> Other medicines or diagnostic tests	<input type="checkbox"/> None of the above
<input type="checkbox"/> Don't know	<input type="checkbox"/> Prefer not to answer	

#### Facility Staff: Contraception Shortage(s)

<input type="checkbox"/> Condoms (male/external)	<input type="checkbox"/> Female/internal condoms	<input type="checkbox"/> Birth control pill
<input type="checkbox"/> Injection	<input type="checkbox"/> Implant	<input type="checkbox"/> IUD (intrauterine device)
<input type="checkbox"/> Other	<input type="checkbox"/> Don't know	<input type="checkbox"/> Prefer not to answer

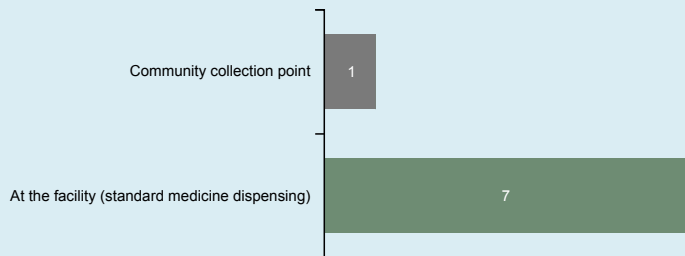
#### Facility Staff HIV medication shortage(s)

<input type="checkbox"/> First Line FDC	<input type="checkbox"/> DTG-Based First Line FDC	<input type="checkbox"/> Dumiva (ABC/3TC)
<input type="checkbox"/> Lamivudine (3TC)	<input type="checkbox"/> Emtricitabine (FTC)	<input type="checkbox"/> Abacavir (ABC)
<input type="checkbox"/> Zidovudine (AZT)	<input type="checkbox"/> Loinavir/Ritonavir (LPV/r)	<input type="checkbox"/> Atazanavir/Ritonavir (ATV/r)
<input type="checkbox"/> Nevirapine (NVP)	<input type="checkbox"/> Other	<input type="checkbox"/> Don't Know
<input type="checkbox"/> Prefer not to answer	<input type="checkbox"/> EFV-Based First Line FDC	<input type="checkbox"/> Dolutegravir (DTG)

## ARV Collection and Access

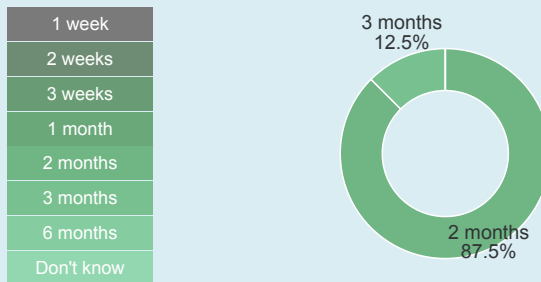
### Where do you Collect ARVs?

Patient Responses: 8



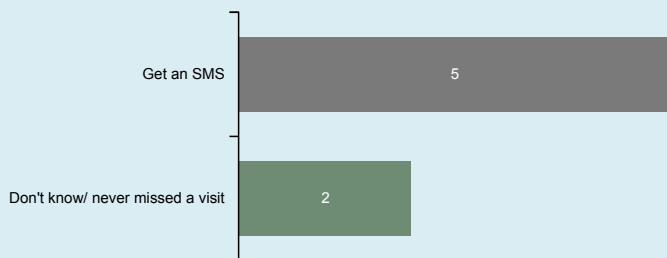
### Length of HIV medicine refill?

Patient Responses: 8




### When Patients Miss a Visit to Collect ARVs:

Patient Responses: 7



### When a patient misses a visit, what happens the next time the patients comes to collect ARVs?

Patient Responses: 7



### Would Patients Like to Collect ARVs Closer to Home?

Patient Responses: 8

**62%** of patients say they would like to collect ARVs closer to home

This ranks:

- 218 of 355 Facilities Nationally (Bottom Half)
- 69 of 126 Facilities in the Province (Bottom Half)
- 4 of 5 Facilities in the District (Bottom Quarter)

## Adherence Clubs

### If Not in an Adherence Club Already, Are you Aware of Them at this Facility?

Patient Responses: 8

**0%** of patients are aware of facility adherence clubs

### Does the Adherence Club make HIV medicine pick up faster?

No Data for this Indicator

### Is there peer support from PLHIV in the club?

No Data for this Indicator

### Does the Adherence Club provide information about the importance of taking your HIV medicine?

No Data for this Indicator

### Adherence Club Staffing

No Data for this Indicator

### Topics Covered in the Adherence Club

No Data for this Indicator

## Access to Viral Load Testing / Information

### Do Patients Know Their Viral Load?

Patient Responses: 8

**75%** of patients know their viral load

This ranks:

- 251 of 355 Facilities Nationally (Bottom Half)
- 98 of 126 Facilities in the Province (Bottom Quarter)
- 4 of 5 Facilities in the District (Bottom Quarter)

### Have Patients had a Viral Load Test in the Past Year?

Patient Responses: 8

**100%** of patients report having a viral load test

This ranks:

- 1 of 355 Facilities Nationally (Top Quarter)
- 1 of 126 Facilities in the Province (Top Quarter)
- 1 of 5 Facilities in the District (Top Quarter)

### Did a Health Worker Explain the Viral Load Test Result?

Patient Responses: 8

**75%** of patients report viral load was explained

This ranks:

- 267 of 353 Facilities Nationally (Bottom Quarter)
- 102 of 125 Facilities in the Province (Bottom Quarter)
- 3 of 5 Facilities in the District (Bottom Half)

### Treatment Literacy: Do Patients Understand Viral Load and their Health?

Patient Responses: 8

**75%** of patients understand an undetectable viral load means ARVs are working

This ranks:

- 249 of 355 Facilities Nationally (Bottom Half)
- 98 of 126 Facilities in the Province (Bottom Quarter)
- 2 of 5 Facilities in the District (Top Half)

### Treatment Literacy: Do Patients Understand Viral Load and Transmission?

Patient Responses: 8

**75%** of patients understand an undetectable viral load means a person cannot transmit HIV

This ranks:

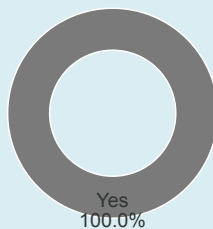
- 190 of 355 Facilities Nationally (Bottom Half)
- 77 of 126 Facilities in the Province (Bottom Half)
- 2 of 5 Facilities in the District (Top Half)

## Confidentiality and Privacy

### Have Patients been Asked to Participate in Index Testing?

Patient Responses: 8


Yes



### Did a Health Worker Tell You You can Refuse to Participate in Index Testing?

Patient Responses: 8

Yes



This ranks:

- 1 of 325 Facilities Nationally (Top Quarter)
- 1 of 121 Facilities in the Province (Top Quarter)
- 1 of 5 Facilities in the District (Top Quarter)

### Do Patients Feel this Facility Keep People's HIV Status Confidential and Private?

Patient Responses: 8

**100%** of patients think the facility keeps people's HIV status confidential and private

This ranks:

- 1 of 355 Facilities Nationally (Top Quarter)
- 1 of 126 Facilities in the Province (Top Quarter)
- 1 of 5 Facilities in the District (Top Quarter)

## Psycho-Social Support for PLHIV

**Is Psycho-Social Counseling Available for PLHIV?** Patient Responses: 8

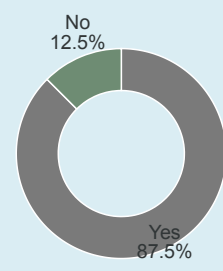
**88%** of patients report counseling is available

This ranks:

- 254 of 355 Facilities Nationally (Bottom Half)
- 111 of 126 Facilities in the Province (Bottom Quarter)
- 5 of 5 Facilities in the District (Bottom Quarter)

**Is Psycho-Social Counseling Available for PLHIV?** Patient Responses: 8

Yes



Yes	87.5%
No	12.5%

## PrEP and DTG-Related Contraceptive Access

**What patients are offered PrEP? Select all that apply**

No Data for this Indicator

**Are Women Who are On or Switching to Dolutegravir-Based Regimens Offered Contraception?**

No Data for this Indicator

## COVID-19 Disruptions

**Is the clinic currently open during the COVID-19 crisis?**

Yes, but they will not allow us to monitor

**Is the clinic faced with any of the following issues because of the COVID-19 crisis?**

No Data for this Indicator

**Have you had any of the following issues getting healthcare because of the COVID-19 crisis?**

<input type="checkbox"/> I couldn't get transportation to the clinic when I needed it	<input type="checkbox"/> The clinic wasn't open when I needed it	<input type="checkbox"/> The clinic didn't have the medicine that I needed
<input checked="" type="checkbox"/> The queue at the clinic was longer than usual	<input checked="" type="checkbox"/> There were less staff working than usual	<input type="checkbox"/> The clinic not providing the service I needed
<input type="checkbox"/> There is no physical distancing at the clinic putting me at risk of getting COVID-19	<input type="checkbox"/> There is no access to soap and water at the clinic	<input type="checkbox"/> There is no access to hand sanitiser at the clinic
<input type="checkbox"/> Other	<input checked="" type="checkbox"/> None of the above	

**Facility Manager: Have you had any of the following issues at your clinic because of the COVID-19 crisis?**

No Data for this Indicator

## TB Infection Control

Details      Green = 0 No      Yellow = 1-2 No      Red = 2+ No      Clinic Result: **YELLOW**

### Enough room in the waiting area?

No Data for this Indicator

Of 356 Facility Observations:

- Yes: 177
- No: 179

### Time Patients Spend at the Facility?

Amount of time spent: (pass requires less than 1:15).

**No: 3:45**

This ranks:

- 118 of 355 Facilities Nationally (Top Half)
- 57 of 124 Facilities in the Province (Top Half)
- 3 of 5 Facilities in the District (Bottom Half)

### Were the Facility Windows Open?

No Data for this Indicator

Of 356 Facility Observations:

- Yes: 340
- No: 16

### Are people being asked for TB symptoms?

100% of patients report:Yes

**Yes**

This ranks:

- 1 of 357 Facilities Nationally (Top Quarter)
- 1 of 126 Facilities in the Province (Top Quarter)
- 1 of 5 Facilities in the District (Top Quarter)

### Are people who are coughing in a separate room?

0% of patients report:Yes

**No**

This ranks:

- 304 of 357 Facilities Nationally (Bottom Quarter)
- 113 of 126 Facilities in the Province (Bottom Quarter)
- 3 of 5 Facilities in the District (Bottom Half)

### Are there posters telling patient to cover mouth when coughing/sneezing?

No Data for this Indicator

Of 356 Facility Observations:

- Yes: 314
- No: 42

## TB Services