

## Facility Hours and Waiting Times

**Facility is Open 24 Hours**

**Yes**

Open Time M-F: NA  
 Open Time Sat: NA  
 Average stop time: NA

NDoH May 2019 Circular: "Facilities must be open from 5.00 - 19.00, as well as 8.00 - 16.00 on Saturdays."

**Time Patients Spend at the Facility?** Patient Responses: 17

Amount of time spent: **8:23**

This ranks:

- 394 of 396 Facilities Nationally (Bottom Quarter)
- 117 of 118 Facilities in the Province (Bottom Quarter)
- 23 of 23 Facilities in the District (Bottom Quarter)

**Earliest Patient Arrival Time** Patient Responses: 17

Earliest arrival time **5:01**

This ranks:

- 331 of 396 Facilities Nationally (Bottom Quarter)
- 89 of 118 Facilities in the Province (Bottom Quarter)
- 14 of 23 Facilities in the District (Bottom Half)

**Are the Queues at the Facility Long?** Patient Responses: 17

**100%** of patients report long queues

Reason	Count
There is not enough staff	17
Staff take long breaks (for tea, lunch etc.)	9

**Please specify the other reasons why the queues are long**

No Data for this Indicator

**How Safe is the Facility to Wait Before it Opens?**

No Data for this Indicator

## Facility Staff

**Are there Enough Staff at the Facility?** Patient Responses: 17

Response	Percentage
Always	6%
Sometimes	35%
Never	59%

This ranks:

- 364 of 396 Facilities Nationally (Bottom Quarter)
- 117 of 118 Facilities in the Province (Bottom Quarter)
- 23 of 23 Facilities in the District (Bottom Quarter)

**Are Staff Friendly and Professional?** Patient Responses: 17

Response	Percentage
Sometimes	65%
Never	29%
Don't know	6%

This ranks:

- 386 of 396 Facilities Nationally (Bottom Quarter)
- 117 of 118 Facilities in the Province (Bottom Quarter)
- 22 of 23 Facilities in the District (Bottom Quarter)

**Facility Manager: Does the Facility have Enough Staff?**

No Data for this Indicator

**Which Cadres are Understaffed?**

No Data for this Indicator

## Clinic Conditions

### What is the Condition of the Building?

Total Observations:1

Building condition was:

**Bad**

<input checked="" type="checkbox"/> Broken furniture	<input checked="" type="checkbox"/> Broken windows or doors	<input checked="" type="checkbox"/> Broken roof or walls
<input type="checkbox"/> Other	<input type="checkbox"/> Don't know	

### What is the Condition of the Toilets?

Total Observations:1

Toilet condition was:

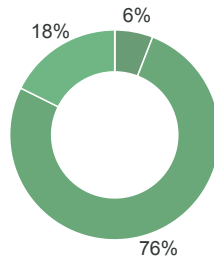
**Bad**

<input type="checkbox"/> No soap	<input type="checkbox"/> No water	<input type="checkbox"/> No toilet paper
<input type="checkbox"/> No light	<input type="checkbox"/> Dirty	<input type="checkbox"/> Blocked
<input type="checkbox"/> Broken	<input checked="" type="checkbox"/> Out of order	<input type="checkbox"/> Don't Know

### How Clean is the Facility

Patient Responses: 17

Very Dirty:	0%
Dirty:	0%
Neither Clean or Dirty:	6%
Clean:	76%
Very Clean:	18%
Don't know:	0%



This ranks:

- 181 of 396 Facilities Nationally (Top Half)
- 59 of 118 Facilities in the Province (Bottom Half)
- 12 of 23 Facilities in the District (Bottom Half)

### Facility Manager: Is there enough space in the facility to meet patient's needs?

Facility Responses:1

**No, we require something additional**

<input checked="" type="checkbox"/> Patients waiting space	<input type="checkbox"/> Rooms for medical care	<input checked="" type="checkbox"/> Private HIV counseling or testing
<input type="checkbox"/> Laboratory space	<input checked="" type="checkbox"/> Files	<input checked="" type="checkbox"/> Data capturers
<input checked="" type="checkbox"/> Adherence clubs	<input checked="" type="checkbox"/> Pharmacy	<input checked="" type="checkbox"/> Storage
<input type="checkbox"/> Other	<input type="checkbox"/> Don't know	<input type="checkbox"/> Prefer not to answer

## Access to Medicines and Shortages/Stockouts

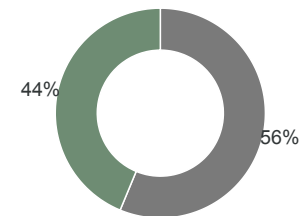
### Patient Reports of Medicine Shortage(s)

No Data for this Indicator

### Any Patients left without the Medicine due to Shortage

Patient Responses: 16

No:	56%
Don't know:	44%



### Patient Reports of Medicine Shortage(s)

#### Patient Reports of Medicine Shortage(s)

<input type="checkbox"/> HIV medicine	<input type="checkbox"/> PrEP	<input type="checkbox"/> TB medicine
<input type="checkbox"/> Contraceptives	<input type="checkbox"/> Pregnancy Test	<input type="checkbox"/> Vaccines
<input type="checkbox"/> Bandages (or other dry stock)	<input type="checkbox"/> Other medicines or tests	<input type="checkbox"/> None of the above
<input type="checkbox"/> Don't know	<input type="checkbox"/> Prefer not to answer	

#### Contraception shortage(s)

<input type="checkbox"/> Condoms (male/external)	<input type="checkbox"/> Female/internal condoms	<input type="checkbox"/> Birth control pill
<input type="checkbox"/> Injection	<input type="checkbox"/> Implant	<input type="checkbox"/> IUD (interuterine device)
<input type="checkbox"/> Other	<input type="checkbox"/> Don't know	<input type="checkbox"/> Prefer not to answer

#### HIV medication shortage(s)

<input type="checkbox"/> First Line FDC	<input type="checkbox"/> DTG-Based First Line FDC	<input type="checkbox"/> Dumiva (ABC/3TC)
<input type="checkbox"/> Lamivudine (3TC)	<input type="checkbox"/> Emtricitabine (FTC)	<input type="checkbox"/> Abacavir (ABC)
<input type="checkbox"/> Zidovudine (AZT)	<input type="checkbox"/> Lobinavir/Ritonavir (LPV/r)	<input type="checkbox"/> Atazanavir/Ritonavir (ATV/r)
<input type="checkbox"/> Dolutegravir (DTG)	<input type="checkbox"/> Nevirapine (NVP)	<input type="checkbox"/> Other
<input type="checkbox"/> Don't Know	<input type="checkbox"/> Prefer not to answer	<input type="checkbox"/> EFV-Based First Line FDC

### Facility Staff Reports of Medicine Shortage(s)

#### Facility Staff Reports of Medicine Shortage(s)

<input type="checkbox"/> HIV medicine	<input type="checkbox"/> PrEP	<input type="checkbox"/> TB medicine
<input type="checkbox"/> Contraceptives	<input type="checkbox"/> Pregnancy Test	<input type="checkbox"/> Vaccines
<input type="checkbox"/> Bandages (or other dry stock)	<input type="checkbox"/> Other medicines or diagnostic tests	<input checked="" type="checkbox"/> None of the above
<input type="checkbox"/> Don't know	<input type="checkbox"/> Prefer not to answer	

#### Facility Staff: Contraception Shortage(s)

<input type="checkbox"/> Condoms (male/external)	<input type="checkbox"/> Female/internal condoms	<input type="checkbox"/> Birth control pill
<input type="checkbox"/> Injection	<input type="checkbox"/> Implant	<input type="checkbox"/> IUD (interuterine device)
<input type="checkbox"/> Other	<input type="checkbox"/> Don't know	<input type="checkbox"/> Prefer not to answer

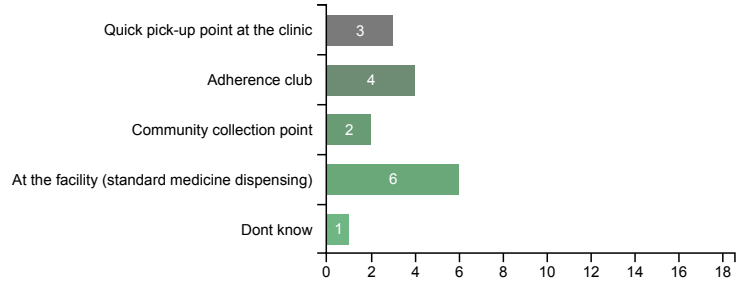
#### Facility Staff HIV medication shortage(s)

<input type="checkbox"/> First Line FDC	<input type="checkbox"/> DTG-Based First Line FDC	<input type="checkbox"/> Dumiva (ABC/3TC)
<input type="checkbox"/> Lamivudine (3TC)	<input type="checkbox"/> Emtricitabine (FTC)	<input type="checkbox"/> Abacavir (ABC)
<input type="checkbox"/> Zidovudine (AZT)	<input type="checkbox"/> Lobinavir/Ritonavir (LPV/r)	<input type="checkbox"/> Atazanavir/Ritonavir (ATV/r)
<input type="checkbox"/> Nevirapine (NVP)	<input type="checkbox"/> Other	<input type="checkbox"/> Don't Know
<input type="checkbox"/> Prefer not to answer	<input type="checkbox"/> EFV-Based First Line FDC	<input type="checkbox"/> Dolutegravir (DTG)

## ARV Collection and Access

### Where do you Collect ARVs?

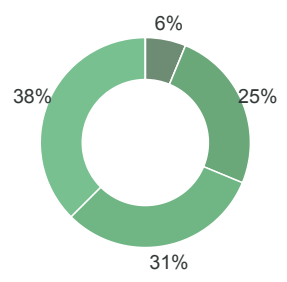
Patient Responses: 16



### Length of HIV medicine refill?

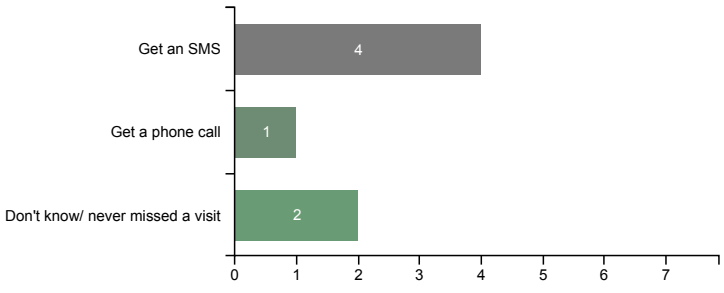
Patient Responses: 16

1 week:	0%
2 weeks:	6%
3 weeks:	0%
1 month:	25%
2 months:	31%
3 months:	38%
6 months:	0%
Don't know:	0%



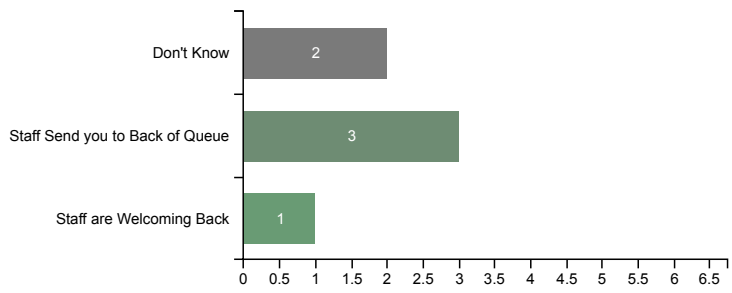
### When Patients Miss a Visit to Collect ARVs:

Patient Responses: 7



### When a patient misses a visit, what happens the next time the patients comes to collect ARVs?

Patient Responses: 6



### Would Patients Like to Collect ARVs Closer to Home?

Patient Responses: 16

**38%** of patients say they would like to collect ARVs closer to home

This ranks:

- 115 of 395 Facilities Nationally (Top Half)
- 40 of 118 Facilities in the Province (Top Half)
- 13 of 23 Facilities in the District (Bottom Half)

## Adherence Clubs

### If Not in an Adherence Club Already, Are you Aware of Them at this Facility?

Patient Responses: 12

**100%** of patients are aware of facility adherence clubs

### Does the Adherence Club make HIV medicine pick up faster?

Total Responses: 1

**100%** of patients say yes

### Is there peer support from PLHIV in the club?

Total Responses: 1

**100%** of patients say yes

### Does the Adherence Club provide information about the importance of taking your HIV medicine?

Total Responses: 1

**100%** of patients say yes

### Number of Adherence Clubs at the Facility

Total Adherence Clubs at Facility:	63
• Facility-Based Clubs:	63
• Community-Based Clubs:	0
Number of Adherence Club Facilitators:	NA
Number of Adherence Club Nurses:	NA
Adherence Clubs per Facilitator:	NA

This ranks:  
No Ranking Data Available

### Topics Covered in the Adherence Club

No Data for this Indicator

## Access to Viral Load Testing / Information

### Do Patients Know Their Viral Load?

Patient Responses: 16

**100%** of patients know their viral load

This ranks:

- 1 of 395 Facilities Nationally (Top Quarter)
- 1 of 118 Facilities in the Province (Top Quarter)
- 1 of 23 Facilities in the District (Top Quarter)

### Have Patients had a Viral Load Test in the Past Year?

Patient Responses: 16

**100%** of patients report having a viral load test

This ranks:

- 1 of 395 Facilities Nationally (Top Quarter)
- 1 of 118 Facilities in the Province (Top Quarter)
- 1 of 23 Facilities in the District (Top Quarter)

### Did a Health Worker Explain the Viral Load Test Result?

Patient Responses: 16

**93%** of patients report viral load was explained

This ranks:

- 169 of 395 Facilities Nationally (Top Half)
- 33 of 118 Facilities in the Province (Top Half)
- 5 of 23 Facilities in the District (Top Quarter)

### Treatment Literacy: Do Patients Understand Viral Load and their Health?

Patient Responses: 16

**100%** of patients understand an undetectable viral load means ARVs are working

This ranks:

- 1 of 395 Facilities Nationally (Top Quarter)
- 1 of 118 Facilities in the Province (Top Quarter)
- 1 of 23 Facilities in the District (Top Quarter)

### Treatment Literacy: Do Patients Understand Viral Load and Transmission?

Patient Responses: 16

**100%** of patients understand an undetectable viral load means a person cannot transmit HIV

This ranks:

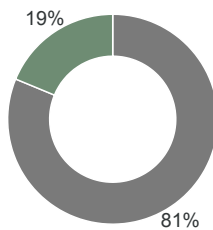
- 1 of 395 Facilities Nationally (Top Quarter)
- 1 of 118 Facilities in the Province (Top Quarter)
- 1 of 23 Facilities in the District (Top Quarter)

## Confidentiality and Privacy

### Have Patients been Asked to Participate in Index Testing?

Patient Responses: 16

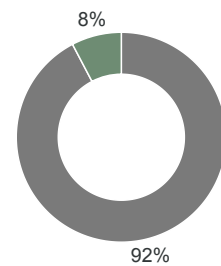
Yes:	81%
No:	19%



### Did a Health Worker Tell You You can Refuse to Participate in Index Testing?

Patient Responses: 13

Yes:	92%
No:	8%



This ranks:

- 170 of 376 Facilities Nationally (Top Half)
- 32 of 116 Facilities in the Province (Top Half)
- 5 of 23 Facilities in the District (Top Quarter)

### Do Patients Feel this Facility Keep People's HIV Status Confidential and Private?

Patient Responses: 16

**100%** of patients think the facility keeps people's HIV status confidential and private

This ranks:

- 1 of 395 Facilities Nationally (Top Quarter)
- 1 of 118 Facilities in the Province (Top Quarter)
- 1 of 23 Facilities in the District (Top Quarter)

## Psycho-Social Support for PLHIV

**Is Psycho-Social Counseling Available for PLHIV?** Patient Responses: 16


**100%** of patients report counseling is available

This ranks:

- 1 of 395 Facilities Nationally (Top Quarter)
- 1 of 118 Facilities in the Province (Top Quarter)
- 1 of 23 Facilities in the District (Top Quarter)

**Is Psycho-Social Counseling Available for PLHIV?** Patient Responses: 16

Yes: 100%



100%

## PrEP and DTG-Related Contraceptive Access

**What patients are offered PrEP? Select all that apply**

<input type="checkbox"/> Adolescent girls/young women	<input type="checkbox"/> All women	<input type="checkbox"/> Men who have sex with men
<input type="checkbox"/> Sex workers	<input type="checkbox"/> People who inject drugs	<input checked="" type="checkbox"/> Anyone who is sexually active
<input type="checkbox"/> Other	<input type="checkbox"/> Don't know	<input type="checkbox"/> Prefer not to answer

**Are Women Who are On or Switching to Dolutegravir-Based Regimens Offered Contraception?** Facility Responses: 1

**Yes**

## COVID-19 Disruptions

**Is the clinic currently open during the COVID-19 crisis?**

Yes the clinic is open, and patients can enter the facility

**Is the clinic faced with any of the following issues because of the COVID-19 crisis?**

<input type="checkbox"/> There is no physical distancing inside the clinic grounds	<input type="checkbox"/> There is no physical distancing outside the gates of the clinic	<input type="checkbox"/> There is no access to soap and water
<input type="checkbox"/> There is no access to hand sanitiser	<input type="checkbox"/> Health workers are not wearing masks	<input type="checkbox"/> Health workers are not wearing masks properly
<input type="checkbox"/> Chronic patients are not entering the facility — they wait for medicines outside the gates	<input type="checkbox"/> The facility is not screening people for COVID-19 symptoms	<input type="checkbox"/> Clinical staff in the facility do not have enough PPE (masks, sanitiser)
<input type="checkbox"/> Non-clinical staff in the facility do not have enough PPE (masks, sanitiser)	<input type="checkbox"/> CHWs/CCGs do not have enough PPE (masks, sanitiser)	<input type="checkbox"/> Other
<input checked="" type="checkbox"/> None of the above	<input type="checkbox"/> There is no access to hand sanitiser	

**Have you had any of the following issues getting healthcare because of the COVID-19 crisis?**

<input type="checkbox"/> I couldn't get transportation to the clinic when I needed it	<input type="checkbox"/> The clinic wasn't open when I needed it	<input type="checkbox"/> The clinic didn't have the medicine that I needed
<input type="checkbox"/> The queue at the clinic was longer than usual	<input type="checkbox"/> There were less staff working than usual	<input type="checkbox"/> The clinic not providing the service I needed
<input type="checkbox"/> There is no physical distancing at the clinic putting me at risk of getting COVID-19	<input type="checkbox"/> There is no access to soap and water at the clinic	<input type="checkbox"/> There is no access to hand sanitiser at the clinic
<input type="checkbox"/> Other	<input checked="" type="checkbox"/> None of the above	

**Facility Manager: Have you had any of the following issues at your clinic because of the COVID-19 crisis?**

<input type="checkbox"/> We are experiencing more stockouts or shortages of medicines than usual	<input type="checkbox"/> We are experiencing more shortages of personal protective equipment for staff than usual	<input type="checkbox"/> We can only serve patients at the gate—patients do not enter the facility
<input type="checkbox"/> We have more restricted hours of operation than usual	<input type="checkbox"/> We have higher patient wait times than usual	<input type="checkbox"/> We are operating with fewer staff than usual
<input type="checkbox"/> The clinic has been completely closed for a period of time	<input type="checkbox"/> We can serve less patients than usual	<input checked="" type="checkbox"/> None of the above
<input type="checkbox"/> Other		



# Stanza Bopape CHC Monitoring Report

Gauteng - City of Tshwane: 2021 Q3

## TB Infection Control

<b>Details</b>	<b>Green = 0 No</b>	<b>Yellow = 1-2 No</b>	<b>Red = 2+ No</b>	<b>Clinic Result: RED</b>
----------------	---------------------	------------------------	--------------------	---------------------------

### Enough room in the waiting area?

Most recent observation: **No**

Of 438 Facility Observations:

- Yes: 208
- No: 228
- Don't know: 2

### Time Patients Spend at the Facility?

Amount of time spent: (pass requires less than 1:15). **No: 8:23**

This ranks:

- 394 of 396 Facilities Nationally (Bottom Quarter)
- 117 of 118 Facilities in the Province (Bottom Quarter)
- 23 of 23 Facilities in the District (Bottom Quarter)

### Were the Facility Windows Open?

Most recent observation: **Yes**

Of 438 Facility Observations:

- Yes: 421
- No: 17

### Are people being asked for TB symptoms?

50% of patients report: **Yes**

This ranks:

- 251 of 396 Facilities Nationally (Bottom Half)
- 84 of 118 Facilities in the Province (Bottom Half)
- 16 of 23 Facilities in the District (Bottom Half)

### Are people who are coughing in a separate room?

25% of patients report: **No**

This ranks:

- 270 of 396 Facilities Nationally (Bottom Half)
- 89 of 118 Facilities in the Province (Bottom Quarter)
- 16 of 23 Facilities in the District (Bottom Half)

### Are there posters telling patient to cover mouth when coughing/sneezing?

Most recent observation: **No**

Of 438 Facility Observations:

- Yes: 402
- No: 36