
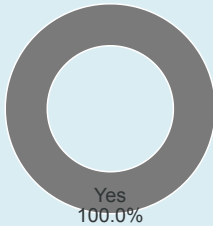


## Facility Hours and Waiting Times

<p><b>Facility is Open 24 Hours</b></p> <p style="text-align: right;"><b>Yes</b></p> <div style="border: 1px solid black; padding: 5px;"> <p>Open Time M-F: NA Open Time Sat: NA Average stop time: NA</p> <p>NDoH May 2019 Circular: "Facilities must be open from 5.00 - 19.00, as well as 8.00 - 16.00 on Saturdays."</p> </div>	<p><b>Time Patients Spend at the Facility?</b></p> <p>No Data for this Indicator</p>	<p><b>Earliest Patient Arrival Time</b> <span style="float: right;">Patient Responses: 20</span></p> <p>Earliest arrival time <b>5:21</b></p> <div style="border: 1px solid black; padding: 5px;"> <p>This ranks:</p> <ul style="list-style-type: none"> <li>• 221 of 357 Facilities Nationally (Bottom Half)</li> <li>• 82 of 126 Facilities in the Province (Bottom Half)</li> <li>• 8 of 11 Facilities in the District (Bottom Half)</li> </ul> </div>
<p><b>Are the Queues at the Facility Long?</b> <span style="float: right;">Patient Responses: 20</span></p> <p><b>100%</b> of patients report long queues</p> <div style="border: 1px solid black; padding: 5px;"> <p>There are too many patients to serve 20</p> <p>It takes too long to find files, the filing system is messy, files are lost 7</p> </div>	<p><b>Please specify the other reasons why the queues are long</b></p> <p>No Data for this Indicator</p>	<p><b>How Safe is the Facility to Wait Before it Opens?</b></p> <p>No Data for this Indicator</p>

## Facility Staff

<p><b>Are there Enough Staff at the Facility?</b> <span style="float: right;">Patient Responses: 20</span></p> <p>Always</p> <div style="text-align: center;">  <p>Always 100.0%</p> </div> <div style="border: 1px solid black; padding: 5px;"> <p>This ranks:</p> <ul style="list-style-type: none"> <li>• 1 of 357 Facilities Nationally (Top Quarter)</li> <li>• 1 of 126 Facilities in the Province (Top Quarter)</li> <li>• 1 of 11 Facilities in the District (Top Quarter)</li> </ul> </div>	<p><b>Are Staff Friendly and Professional?</b> <span style="float: right;">Patient Responses: 20</span></p> <p>Yes</p> <div style="text-align: center;">  <p>Yes 100.0%</p> </div>
<p><b>Facility Manager: Does the Facility have Enough Staff?</b></p> <p>No Data for this Indicator</p>	<p><b>Which Cadres are Understaffed?</b></p> <p>No Data for this Indicator</p>

## Clinic Conditions and Patient Safety

### What is the Condition of the Building?

Total Observations:1

Building condition was:

**Good**

<input type="checkbox"/> Broken furniture	<input type="checkbox"/> Broken windows or doors	<input type="checkbox"/> Broken roof or walls
<input type="checkbox"/> Other	<input type="checkbox"/> Don't know	

### What is the Condition of the Toilets?

Total Observations:1

Toilet condition was:

**Good**

<input type="checkbox"/> No soap	<input type="checkbox"/> No water	<input type="checkbox"/> No toilet paper
<input type="checkbox"/> No light	<input type="checkbox"/> Dirty	<input type="checkbox"/> Blocked
<input type="checkbox"/> Broken	<input type="checkbox"/> Out of order	<input type="checkbox"/> Don't Know

### How Clean is the Facility

Patient Responses: 20

Very Dirty
Dirty
Neither Clean or Dirty
Clean
Very Clean
Don't know



This ranks:

- 1 of 357 Facilities Nationally (Top Quarter)
- 1 of 126 Facilities in the Province (Top Quarter)
- 1 of 11 Facilities in the District (Top Quarter)

### Facility Manager: Is there enough space in the facility to meet patient's needs?

No Data for this Indicator

## Access to Medicines and Shortages/Stockouts

### Patient Reports of Medicine Shortage(s)

No Data for this Indicator

### Any Patients left without the Medicine due to Shortage

Patient Responses: 20



### Patient Reports of Medicine Shortage(s)

#### Patient Reports of Medicine Shortage(s)

<input type="checkbox"/> HIV medicine	<input type="checkbox"/> PrEP	<input type="checkbox"/> TB medicine
<input type="checkbox"/> Contraceptives	<input type="checkbox"/> Pregnancy Test	<input type="checkbox"/> Vaccines
<input type="checkbox"/> Bandages (or other dry stock)	<input type="checkbox"/> Other medicines or tests	<input type="checkbox"/> None of the above
<input type="checkbox"/> Don't know	<input type="checkbox"/> Prefer not to answer	

#### Contraception shortage(s)

<input type="checkbox"/> Condoms (male/external)	<input type="checkbox"/> Female/internal condoms	<input type="checkbox"/> Birth control pill
<input type="checkbox"/> Injection	<input type="checkbox"/> Implant	<input type="checkbox"/> IUD (intrauterine device)
<input type="checkbox"/> Other	<input type="checkbox"/> Don't know	<input type="checkbox"/> Prefer not to answer

#### HIV medication shortage(s)

<input type="checkbox"/> First Line FDC	<input type="checkbox"/> DTG-Based First Line FDC	<input type="checkbox"/> Dumiva (ABC/3TC)
<input type="checkbox"/> Lamivudine (3TC)	<input type="checkbox"/> Emtricitabine (FTC)	<input type="checkbox"/> Abacavir (ABC)
<input type="checkbox"/> Zidovudine (AZT)	<input type="checkbox"/> Loinavir/Ritonavir (LPV/r)	<input type="checkbox"/> Atazanavir/Ritonavir (ATV/r)
<input type="checkbox"/> Dolutegravir (DTG)	<input type="checkbox"/> Nevirapine (NVP)	<input type="checkbox"/> Other
<input type="checkbox"/> Don't Know	<input type="checkbox"/> Prefer not to answer	<input type="checkbox"/> EFV-Based First Line FDC

### Facility Staff Reports of Medicine Shortage(s)

#### Facility Staff Reports of Medicine Shortage(s)

<input type="checkbox"/> HIV medicine	<input type="checkbox"/> PrEP	<input type="checkbox"/> TB medicine
<input type="checkbox"/> Contraceptives	<input type="checkbox"/> Pregnancy Test	<input type="checkbox"/> Vaccines
<input type="checkbox"/> Bandages (or other dry stock)	<input type="checkbox"/> Other medicines or diagnostic tests	<input type="checkbox"/> None of the above
<input type="checkbox"/> Don't know	<input type="checkbox"/> Prefer not to answer	

#### Facility Staff: Contraception Shortage(s)

<input type="checkbox"/> Condoms (male/external)	<input type="checkbox"/> Female/internal condoms	<input type="checkbox"/> Birth control pill
<input type="checkbox"/> Injection	<input type="checkbox"/> Implant	<input type="checkbox"/> IUD (intrauterine device)
<input type="checkbox"/> Other	<input type="checkbox"/> Don't know	<input type="checkbox"/> Prefer not to answer

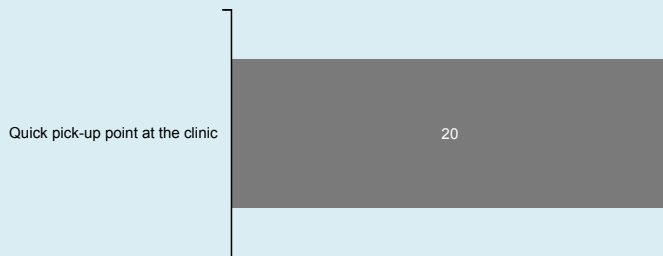
#### Facility Staff: HIV medication shortage(s)

<input type="checkbox"/> First Line FDC	<input type="checkbox"/> DTG-Based First Line FDC	<input type="checkbox"/> Dumiva (ABC/3TC)
<input type="checkbox"/> Lamivudine (3TC)	<input type="checkbox"/> Emtricitabine (FTC)	<input type="checkbox"/> Abacavir (ABC)
<input type="checkbox"/> Zidovudine (AZT)	<input type="checkbox"/> Loinavir/Ritonavir (LPV/r)	<input type="checkbox"/> Atazanavir/Ritonavir (ATV/r)
<input type="checkbox"/> Nevirapine (NVP)	<input type="checkbox"/> Other	<input type="checkbox"/> Don't Know
<input type="checkbox"/> Prefer not to answer	<input type="checkbox"/> EFV-Based First Line FDC	<input type="checkbox"/> Dolutegravir (DTG)

## ARV Collection and Access

### Where do you Collect ARVs?

Patient Responses: 20



### Length of HIV medicine refill?

Patient Responses: 20



### When Patients Miss a Visit to Collect ARVs:

No Data for this Indicator

### When a patient misses a visit, what happens the next time the patients comes to collect ARVs?

No Data for this Indicator

### Would Patients Like to Collect ARVs Closer to Home?

Patient Responses: 20

**0%** of patients say they would like to collect ARVs closer to home

This ranks:

- 1 of 355 Facilities Nationally (Top Quarter)
- 1 of 126 Facilities in the Province (Top Quarter)
- 1 of 11 Facilities in the District (Top Quarter)

## Adherence Clubs

### If Not in an Adherence Club Already, Are you Aware of Them at this Facility?

Patient Responses: 20

**100%** of patients are aware of facility adherence clubs

### Does the Adherence Club make HIV medicine pick up faster?

No Data for this Indicator

### Is there peer support from PLHIV in the club?

No Data for this Indicator

### Does the Adherence Club provide information about the importance of taking your HIV medicine?

No Data for this Indicator

### Adherence Club Staffing

No Data for this Indicator

### Topics Covered in the Adherence Club

No Data for this Indicator

## Access to Viral Load Testing / Information

**Do Patients Know Their Viral Load?**

Patient Responses: 20

**100%** of patients know their viral load

This ranks:

- 1 of 355 Facilities Nationally (Top Quarter)
- 1 of 126 Facilities in the Province (Top Quarter)
- 1 of 11 Facilities in the District (Top Quarter)

**Have Patients had a Viral Load Test in the Past Year?**

Patient Responses: 20

**100%** of patients report having a viral load test

This ranks:

- 1 of 355 Facilities Nationally (Top Quarter)
- 1 of 126 Facilities in the Province (Top Quarter)
- 1 of 11 Facilities in the District (Top Quarter)

**Did a Health Worker Explain the Viral Load Test Result?**

Patient Responses: 20

**100%** of patients report viral load was explained

This ranks:

- 1 of 353 Facilities Nationally (Top Quarter)
- 1 of 125 Facilities in the Province (Top Quarter)
- 1 of 11 Facilities in the District (Top Quarter)

**Treatment Literacy: Do Patients Understand Viral Load and their Health?**

Patient Responses: 20

**100%** of patients understand an undetectable viral load means ARVs are working

This ranks:

- 1 of 355 Facilities Nationally (Top Quarter)
- 1 of 126 Facilities in the Province (Top Quarter)
- 1 of 11 Facilities in the District (Top Quarter)

**Treatment Literacy: Do Patients Understand Viral Load and Transmission?**

Patient Responses: 20

**100%** of patients understand an undetectable viral load means a person cannot transmit HIV

This ranks:

- 1 of 355 Facilities Nationally (Top Quarter)
- 1 of 126 Facilities in the Province (Top Quarter)
- 1 of 11 Facilities in the District (Top Quarter)

## Confidentiality and Privacy

**Have Patients been Asked to Participate in Index Testing?**

Patient Responses: 19

Yes

No


Don't know



**Did a Health Worker Tell You You can Refuse to Participate in Index Testing?**

Patient Responses: 18

Yes



This ranks:

- 1 of 325 Facilities Nationally (Top Quarter)
- 1 of 121 Facilities in the Province (Top Quarter)
- 1 of 11 Facilities in the District (Top Quarter)

**Do Patients Feel this Facility Keep People's HIV Status Confidential and Private?**

Patient Responses: 20

**100%** of patients think the facility keeps people's HIV status confidential and private

This ranks:

- 1 of 355 Facilities Nationally (Top Quarter)
- 1 of 126 Facilities in the Province (Top Quarter)
- 1 of 11 Facilities in the District (Top Quarter)

## Psycho-Social Support for PLHIV

**Is Psycho-Social Counseling Available for PLHIV?** Patient Responses: 20

**100%** of patients report counseling is available

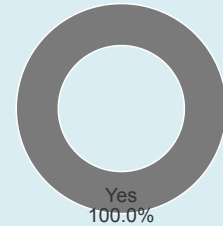
This ranks:

- 1 of 355 Facilities Nationally (Top Quarter)
- 1 of 126 Facilities in the Province (Top Quarter)
- 1 of 11 Facilities in the District (Top Quarter)

**Is Psycho-Social Counseling Available for PLHIV?** Patient Responses: 20

Yes

Don't know



## PrEP and DTG-Related Contraceptive Access

**What patients are offered PrEP? Select all that apply**

No Data for this Indicator

**Are Women Who are On or Switching to Dolutegravir-Based Regimens Offered Contraception?**

No Data for this Indicator

## COVID-19 Disruptions

**Is the clinic currently open during the COVID-19 crisis?**

Yes the clinic is open, and patients can enter the facility

**Is the clinic faced with any of the following issues because of the COVID-19 crisis?**

<input type="checkbox"/> There is no physical distancing inside the clinic grounds	<input type="checkbox"/> There is no physical distancing outside the gates of the clinic	<input type="checkbox"/> There is no access to soap and water
<input type="checkbox"/> There is no access to hand sanitiser	<input type="checkbox"/> Health workers are not wearing masks	<input type="checkbox"/> Health workers are not wearing masks properly
<input type="checkbox"/> Chronic patients are not entering the facility — they wait for medicines outside the gates	<input type="checkbox"/> The facility is not screening people for COVID-19 symptoms	<input type="checkbox"/> Clinical staff in the facility do not have enough PPE (masks, sanitiser)
<input type="checkbox"/> Non-clinical staff in the facility do not have enough PPE (masks, sanitiser)	<input type="checkbox"/> CHWs/CCGs do not have enough PPE (masks, sanitiser)	<input type="checkbox"/> Other
<input checked="" type="checkbox"/> None of the above	<input type="checkbox"/> There is no access to hand sanitiser	

**Have you had any of the following issues getting healthcare because of the COVID-19 crisis?**

<input type="checkbox"/> I couldn't get transportation to the clinic when I needed it	<input type="checkbox"/> The clinic wasn't open when I needed it	<input type="checkbox"/> The clinic didn't have the medicine that I needed
<input type="checkbox"/> The queue at the clinic was longer than usual	<input type="checkbox"/> There were less staff working than usual	<input type="checkbox"/> The clinic not providing the service I needed
<input type="checkbox"/> There is no physical distancing at the clinic putting me at risk of getting COVID-19	<input type="checkbox"/> There is no access to soap and water at the clinic	<input type="checkbox"/> There is no access to hand sanitiser at the clinic
<input type="checkbox"/> Other	<input checked="" type="checkbox"/> None of the above	

**Facility Manager: Have you had any of the following issues at your clinic because of the COVID-19 crisis?**

No Data for this Indicator

## TB Infection Control

Details      Green = 0 No      Yellow = 1-2 No      Red = 2+ No      Clinic Result: **GREEN**

**Enough room in the waiting area?**

Most recent observation: **Yes**

Of 356 Facility Observations:  
 • Yes: 177  
 • No: 179

**Time Patients Spend at the Facility?**

No Data for this Indicator

This ranks:  
 No Ranking Data Available

**Were the Facility Windows Open?**

Most recent observation: **Yes**

Of 356 Facility Observations:  
 • Yes: 340  
 • No: 16

**Are people being asked for TB symptoms?**

100% of patients report: **Yes**

This ranks:  
 • 1 of 357 Facilities Nationally (Top Quarter)  
 • 1 of 126 Facilities in the Province (Top Quarter)  
 • 1 of 11 Facilities in the District (Top Quarter)

**Are people who are coughing in a separate room?**

100% of patients report: **Yes**

This ranks:  
 • 1 of 357 Facilities Nationally (Top Quarter)  
 • 1 of 126 Facilities in the Province (Top Quarter)  
 • 1 of 11 Facilities in the District (Top Quarter)

**Are there posters telling patient to cover mouth when coughing/sneezing?**

Most recent observation: **Yes**

Of 356 Facility Observations:  
 • Yes: 314  
 • No: 42

## TB Services