

Facility Hours and Waiting Times

Often public healthcare users experience long waiting times — spending hours at each visit to the clinic. This simply does not work well for most people, particularly working people and those in school. Having people living with HIV spend an extended time at a clinic, simply to collect ART refills, increases the risk of that person disengaging from care.

Time Patients Spend at the Facility?

Patient Responses: 277

Amount of time spent:

5:56

Facility Results (5 Best/Worst)

Thusa Bophelo Clinic	2:05
Harrismith Clinic	4:29
Phahameng (Bultfontein) Clinic	4:32
Bohlokong Clinic	4:46
Kgotsong (Bothaville) Clinic	4:51
.....	--
Hoopstad Clinic	7:08
Thabong Clinic	7:20
Hani Park Clinic	7:33
Phomolong (Hennenman) Clinic	7:49
Matjhabeng Clinic	8:38

Comparison Results

National Average:	4:15
Best Provincial Result:	3:29
Worst Provincial Result:	5:56

Earliest Patient Arrival Time

Patient Responses: 278

Earliest arrival time

5:33

Facility Results (5 Best/Worst)

Harrismith Clinic	6:18
Hoopstad Clinic	6:17
Kgotsong (Bothaville) Clinic	6:04
Thusa Bophelo Clinic	6:00
Albert Luthuli Memorial Clinic	5:51
.....	--
Thabong Clinic	5:06
Hani Park Clinic	4:54
Bohlokong Clinic	4:53
Matjhabeng Clinic	4:49
Mphohadi Clinic	4:40

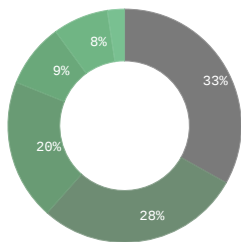
Comparison Results

National Average:	5:47
Best Provincial Result:	6:21
Worst Provincial Result:	5:15

How Safe is the Facility to Wait Before it Opens?

Patient Responses: 169

Very Unsafe:	33%
Unsafe:	28%
Neither Safe or Unsafe:	20%
Safe:	9%
Very Safe:	8%
Dont know:	2%



Provincial Score* 2.28

Comparison Results

National Average:	3.14
Best Provincial Result:	3.5
Worst Provincial Result:	1.8

* Scores based on average of all survey responses with a maximum score of 5 and a minimum score of 1. **HIGHER scores are better.**

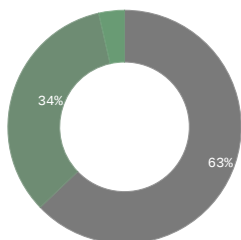
Facility Results (5 Best/Worst)

Albert Luthuli Memorial Clinic	3.12
Mphohadi Clinic	3.0
Thabong Clinic	3.0
Bohlokong Clinic	2.9
Kgotsong (Bothaville) Clinic	2.58
.....	--
Harrismith Clinic	2.0
Phuthaditjhaba Clinic	1.89
Matjhabeng Clinic	1.79
Phomolong (Hennenman) Clinic	1.25
Tshepong (Welkom) Clinic	1.25

Are the Queues at the Facility Long?

Patient Responses: 280

Yes:	63%
No:	34%
Dont know:	4%



Provincial Score* 65%

Comparison Results

National Average:	66%
Best Provincial Result:	61%
Worst Provincial Result:	72%

* Percent of survey responses responding "Yes" (excluding "Don't Know") **LOWER scores are better.**

Facility Results (5 Best/Worst)

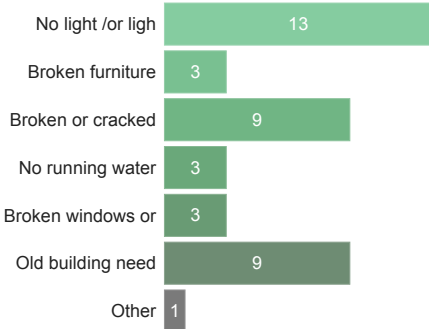
Hani Park Clinic	6
Thusa Bophelo Clinic	25
Boiketlo Clinic	38
Matjhabeng Clinic	43
Phahameng (Bultfontein) Clinic	47
.....	--
Phuthaditjhaba Clinic	81
Kgotsong (Bothaville) Clinic	82
OR Tambo Clinic	87
Rheeders Park Clinic	100
Mphohadi Clinic	100

Clinic Conditions

In some cases, clinics monitored through Ritshidze are found to be in a bad condition, with buildings that are dirty or in disrepair, and toilets that are either dysfunctional, unclean or without soap or toilet paper. At other times clinics are too small to meet the needs of patients and more space is required for people to wait, or to provide medical care, or for filing systems or storage. It is important that clinics have enough space and are maintained in a good condition to provide a clean, safe and effective environment to meet the needs of both patients and staff.

Concerns with the Condition of Building:

Total Observations: 18



Facility Results

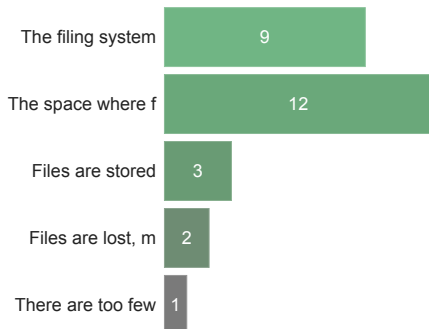
	No light / or lights in some areas of facility	Broken furniture	Broken or cracked roof, walls or floor	No running water at facility	Broken windows or doors	Old building needs renovation	Other
Albert Luthuli Memorial Clinic	2.0	1.0		1.0	1.0	1.0	
Harrismith Clinic	1.0		2.0			2.0	1.0
Phuthaditjhaba Clinic	2.0		1.0		1.0	1.0	
Bohlokong Clinic	1.0		1.0			2.0	
Namahali Clinic	2.0		2.0			2.0	
Phomolong (Hennenman) Clinic		1.0	1.0			1.0	
Rheeders Park Clinic		1.0	1.0		1.0		
OR Tambo Clinic	2.0			2.0			
Reitumetse Clinic	1.0						

What do you need more space for?

Facility Responses: 0

What is in bad condition? Please select all that apply:

Total Observations: 14



Facility Results

	The filing system is messy	The space where files are stored is too small	Files are stored where patients can access them	Files are lost, missing or misplaced	There are too few people looking for files
Albert Luthuli Memorial Clinic		1.0		1.0	1.0
Harrismith Clinic	2.0	1.0	1.0		
Namahali Clinic	2.0	2.0	1.0		
Thabong Clinic	1.0	1.0		1.0	
Bohlokong Clinic		1.0	1.0		
Phomolong (Hennenman) Clinic	1.0	1.0			
Phuthaditjhaba Clinic	2.0	2.0			
Boiketlo Clinic		1.0			
Matjhabeng Clinic	1.0				
Reitumetse Clinic		2.0			

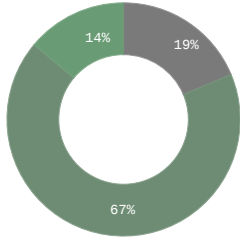
Access to Medicines and Shortages/Stockouts

Stockouts and shortages of ARVs, TB medicines, contraceptives and other medicines cause disruption, confusion, cost, and can detrimentally affect treatment adherence. Where stockouts and shortages are revealed through monitoring — especially where people are sent home empty handed — these need to be urgently addressed.

Any Patients left without the Medicine due to Shortage

Patient Responses: 273

Yes:	19%
No:	67%
Don't know:	14%



Provincial Score*

21%

Comparison Results

National Average:	11%
Best Provincial Result:	7%
Worst Provincial Result:	33%

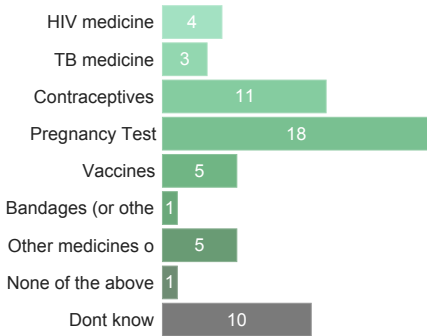
* Percent of survey responses responding "Yes" (excluding "Don't Know") **LOWER scores are better.**

Facility Results (5 Best/Worst)

Thusa Bophelo Clinic	0
Hani Park Clinic	0
Mphohadi Clinic	0
Harrismith Clinic	0
Boiketlo Clinic	0
.....	--
OR Tambo Clinic	36
Kgotsoong (Bothaville) Clinic	38
Rheeders Park Clinic	40
Matjhabeng Clinic	42
Tshepong (Welkom) Clinic	100

Patient Reports of Medicine Shortage(s)

Patient Responses: 49

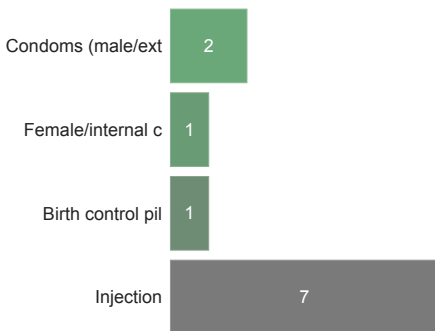


Facility Results

	HIV medicine	TB medicine	Contraceptives	Pregnancy Test	Vaccines	Bandages (or other dry stock)	Other medicines or tests	None of the above	Don't know
Kgotsoong (Bothaville) Clinic		1.0	1.0	3.0	2.0	1.0	1.0		
Hoopstad Clinic	1.0	1.0	1.0	3.0				1.0	
OR Tambo Clinic	1.0			1.0			1.0		2.0
Matjhabeng Clinic			1.0	1.0					2.0
Phahameng (Bultfontein) Clinic	1.0	1.0		1.0					
Phomolong (Hennenman) Clinic	1.0		4.0		1.0				
Albert Luthuli Memorial Clinic				1.0	1.0				
Phuthaditjhaba Clinic			1.0				1.0		1.0
Reitumetse Clinic			2.0				1.0		

Contraception shortage(s)

Patient Responses: 9

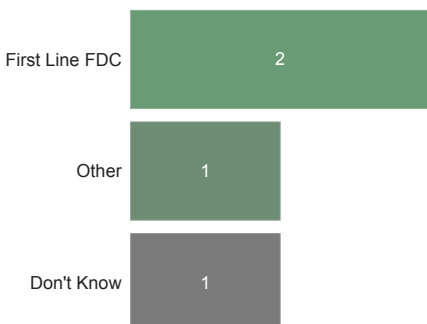


Facility Results

	Condoms (male/external)	Female/Internal condoms	Birth control pill	Injection
Phomolong (Hennenman) Clinic		1.0		4.0
Phuthaditjhaba Clinic	1.0			1.0
Reitumetse Clinic	1.0			1.0
Hoopstad Clinic				1.0
Kgotsoong (Bothaville) Clinic			1.0	

HIV medication shortage(s)

Patient Responses: 4



Facility Results

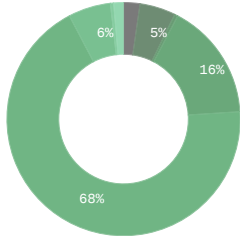
	First Line FDC	Other	Don't Know
Hoopstad Clinic	1.0		
Phahameng (Bultfontein) Clinic	1.0		
Phomolong (Hennenman) Clinic		1.0	
OR Tambo Clinic			1.0

ARV Collection and Access

Currently many people in South Africa who could benefit from HIV treatment are not, with many people who are living with HIV not on treatment – either never having known their HIV status, or having started on treatment then disengaged from care. To ensure we get more people to start and importantly stay on treatment, it is critical to ensure that ARV collection is as quick and easy as possible. As such efforts should be made to support PLHIV with suppressed viral loads to receive extended ARV refills and be enrolled in a repeat prescription strategy (including external/internal pick up points or adherence clubs).

Length of HIV medicine refill?

1 week:	2%
2 weeks:	5%
3 weeks:	0%
1 month:	16%
2 months:	68%
3 months:	6%
6 months:	0%
Dont know:	1%



Provincial Score*

1.79

Comparison Results

National Average:	2.26
Best Provincial Result:	2.43
Worst Provincial Result:	1.79

* Scores based on average point value of each response with a maximum score of 6 and a minimum score of 0.25. **HIGHER scores are better.**

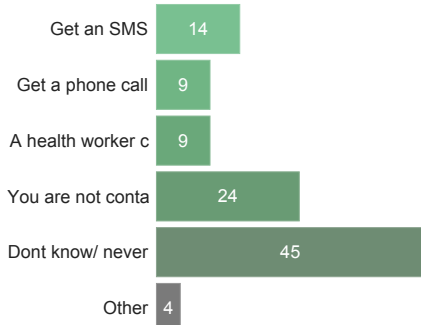
Patient Responses: 221

Facility Results (5 Best/Worst)

Mphohadi Clinic	2.67
Namahali Clinic	2.25
Reitumetse Clinic	2.2
Thusa Bophelo Clinic	2.0
Boiketlo Clinic	2.0
.....	--
Rheeders Park Clinic	1.71
Tshepong (Welkom) Clinic	1.67
Matjhabeng Clinic	1.5
OR Tambo Clinic	1.38
Thabong Clinic	1.02

When Patients Miss a Visit to Collect ARVs:

Patient Responses: 102

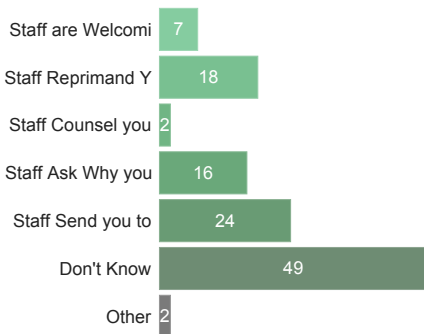


Facility Results

	Get an SMS	Get a phone call	A health worker comes to your house	You are not contacted by the clinic	Dont know/ never missed a visit	Other
Tshepong (Welkom) Clinic				2.0		
OR Tambo Clinic				2.0	2.0	
Thabong Clinic				2.0		
Harrismith Clinic				3.0	7.0	1.0
Albert Luthuli Memorial Clinic			2.0	5.0	1.0	
Phahameng (Bultfontein) Clinic			1.0	2.0	2.0	
Hoopstad Clinic	1.0			3.0		2.0
Hani Park Clinic			2.0	2.0	6.0	
Kgotsong (Bothaville) Clinic	1.0	1.0	2.0	2.0	2.0	
Reitumetse Clinic	7.0			1.0	7.0	

When a patient misses a visit, what happens the next time the patients comes to collect ARVs?

Patient Responses: 99



Facility Results

	Staff are Welcoming	Staff Reprimand You	Staff Counsel You on Adherence	Staff Ask Why you Missed Appt	Staff Send you to Back of Queue	Don't Know	Other
Harrismith Clinic					3.0	7.0	2.0
Phahameng (Bultfontein) Clinic		1.0			3.0	2.0	
Phuthadijhaba Clinic					1.0	1.0	
Thabong Clinic		1.0			1.0		
Tshepong (Welkom) Clinic		2.0			1.0		
Albert Luthuli Memorial Clinic	1.0	5.0			6.0	1.0	
Hoopstad Clinic	1.0	5.0		1.0	4.0		
Kgotsong (Bothaville) Clinic		3.0		2.0	3.0	2.0	
Boiketlo Clinic	1.0	1.0				1.0	
Phomolong (Hennenman)	1.0		1.0		1.0	1.0	

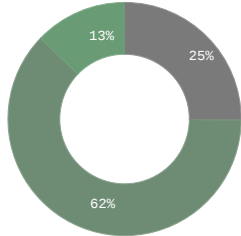
Adherence Clubs

Adherence clubs should simplify and adapt HIV services to both serve the needs of people living with HIV better and reduce unnecessary burdens on the health system. Adherence clubs provide space to get much-needed treatment literacy information and support PLHIV to remain adherent to treatment. Yet currently many adherence clubs have been suspended due to the COVID-19 pandemic. This suspension means our sample size for adherence club member responses is at times very low.

If Not in an Adherence Club Already, Are you Aware of Them at this Facility?

Patient Responses: 203

Yes:	25%
No:	62%
Dont know:	13%



Provincial Score* **27%**

Comparison Results

National Average:	41%
Best Provincial Result:	84%
Worst Provincial Result:	15%

* Percent of survey responses responding "Yes" (excluding "Don't Know") **HIGHER scores are better.**

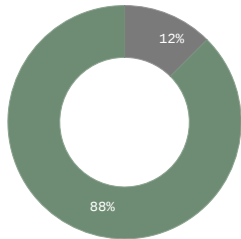
Facility Results (5 Best/Worst)

Matjhabeng Clinic	100
OR Tambo Clinic	67
Mphohadi Clinic	67
Bohlokong Clinic	60
Thabong Clinic	45
.....	--
Boiketlo Clinic	0
Tshepong (Welkom) Clinic	0
Rheders Park Clinic	0
Phahameng (Bultfontein) Clinic	0
Thusa Bophelo Clinic	0

Does the Adherence Club make HIV medicine pick up faster?

Total Responses: 8

Yes:	12%
Dont know:	88%



Provincial Score* **100%**

Comparison Results

National Average:	93%
Best Provincial Result:	100%
Worst Provincial Result:	0%

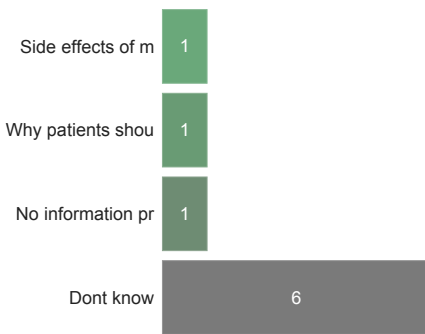
* Percent of survey responses responding "Yes" (excluding "Don't Know") **HIGHER scores are better.**

Facility Results

Bohlokong Clinic	100
------------------	-----

Information provided by the Adherence Club

Total Responses: 8

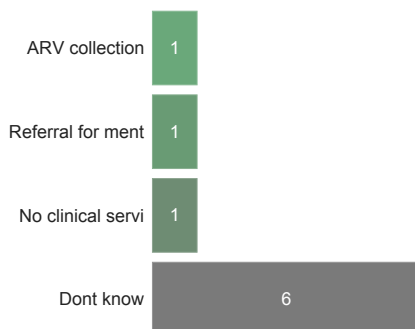


Facility Results

	Side effects of medicines	Why patients should adhere to their ARVs	No information provided	Dont know
Hani Park Clinic				1.0
Kgotsong (Bothaville) Clinic				1.0
Matjhabeng Clinic				1.0
Phomolong (Hennenman) Clinic				1.0
Thabong Clinic				1.0
Welkom Clinic				1.0
Albert Luthuli Memorial Clinic			1.0	
Bohlokong Clinic	1.0	1.0		

What clinical services are offered at an adherence club meeting?

Total Responses: 8



Facility Results

	ARV collection	Referral for mental health services or psycho-social support	No clinical services	Dont know
Hani Park Clinic				1.0
Kgotsong (Bothaville) Clinic				1.0
Matjhabeng Clinic				1.0
Phomolong (Hennenman) Clinic				1.0
Thabong Clinic				1.0
Welkom Clinic				1.0
Albert Luthuli Memorial Clinic			1.0	
Bohlokong Clinic	1.0	1.0		

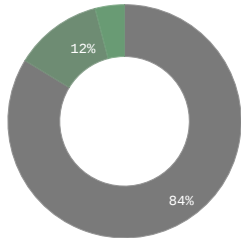
Access to Viral Load Testing / Information

Treatment and viral load literacy improves linkage rates and ART continuity as people living with HIV understand the importance of starting and remaining on treatment effectively. By becoming as informed as possible, PLHIV are empowered to take control of their own health and sex lives. However, sometimes PLHIV report that healthcare workers do not explain the results of viral load test results and at times PLHIV do not understand the benefits of having an undetectable viral load.

Have Patients had a Viral Load Test in the Past Year?

Patient Responses: 221

Yes:	84%
No:	12%
Dont know:	4%



Provincial Score* **87%**

Comparison Results

National Average:	95%
Best Provincial Result:	98%
Worst Provincial Result:	87%

* Percent of survey responses responding "Yes" (excluding "Don't Know") **HIGHER scores are better.**

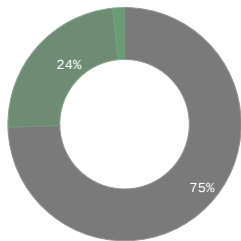
Facility Results (5 Best/Worst)

Thusa Bophelo Clinic	100
Rheeders Park Clinic	100
Reitumetse Clinic	100
Namahali Clinic	100
Mphohadi Clinic	100
.....	--
Phuthaditjhaba Clinic	75
Kgotsong (Bothaville) Clinic	73
Tshepong (Welkom) Clinic	67
Matjhabeng Clinic	67
Phomolong (Hennenman) Clinic	40

Did a Health Worker Explain the Viral Load Test Result?

Patient Responses: 185

Yes:	75%
No:	24%
Dont know:	2%



Provincial Score* **76%**

Comparison Results

National Average:	86%
Best Provincial Result:	93%
Worst Provincial Result:	76%

* Percent of survey responses responding "Yes" (excluding "Don't Know") **HIGHER scores are better.**

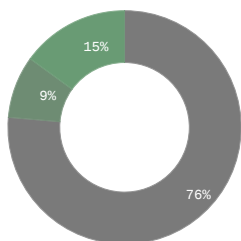
Facility Results (5 Best/Worst)

Thabong Clinic	100
Matjhabeng Clinic	100
Boiketlo Clinic	100
Hani Park Clinic	100
Thusa Bophelo Clinic	100
.....	--
Phuthaditjhaba Clinic	67
Reitumetse Clinic	59
Hoopstad Clinic	54
Harrismith Clinic	23
Tshepong (Welkom) Clinic	0

Treatment Literacy: Do Patients Understand Viral Load and their Health?

Patient Responses: 220

Yes:	76%
No:	9%
Dont know:	15%



Provincial Score* **0.76**

Comparison Results

National Average:	0.82
Best Provincial Result:	0.89
Worst Provincial Result:	0.71

* Scores based on average point value of each response with a maximum score of 1 and a minimum score of 0. **HIGHER scores are better.**

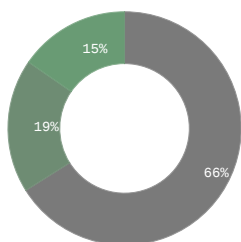
Facility Results (5 Best/Worst)

Thusa Bophelo Clinic	1.0
Phuthaditjhaba Clinic	1.0
Tshepong (Welkom) Clinic	1.0
Hani Park Clinic	1.0
Phahameng (Bultfontein) Clinic	0.93
.....	--
Kgotsong (Bothaville) Clinic	0.73
Harrismith Clinic	0.56
Matjhabeng Clinic	0.43
Phomolong (Hennenman) Clinic	0.33
Mphohadi Clinic	0.33

Treatment Literacy: Do Patients Understand Viral Load and Transmission?

Patient Responses: 221

Yes:	66%
No:	19%
Dont know:	15%



Provincial Score* **0.66**

Comparison Results

National Average:	0.74
Best Provincial Result:	0.8
Worst Provincial Result:	0.52

* Scores based on average point value of each response with a maximum score of 1 and a minimum score of 0. **HIGHER scores are better.**

Facility Results (5 Best/Worst)

Thabong Clinic	1.0
Hani Park Clinic	1.0
Phuthaditjhaba Clinic	1.0
Thusa Bophelo Clinic	1.0
Hoopstad Clinic	0.93
.....	--
Reitumetse Clinic	0.4
Harrismith Clinic	0.38
Matjhabeng Clinic	0.36
Mphohadi Clinic	0.33
Phomolong (Hennenman) Clinic	0.25

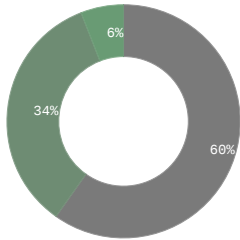
Index Testing

Index testing (aka Assisted Partner Notification Services or Contact Tracing) can help identify PLHIV earlier, get them access treatment to protect their health and interrupt onward transmission of HIV. However, if implemented poorly, index testing can cause harm to individuals, undermine their rights to consent, privacy, and confidentiality, it erodes trust in healthcare providers, and can put individuals at risk of violence. This is extremely important in the context of South Africa with a well-documented epidemic of gender-based violence. HIV diagnosis increases the risk of intimate partner violence (IPV). Improperly conducted or pressured participation in index testing exacerbates these risks. In order to be conducted safely, index testing must always be voluntary and there must always be screening to assess the risk of IPV. Where violence or risk of violence is reported, those partners should never be contacted. Instead people should be offered IPV services on site or by referral. Adverse-event monitoring systems must be in place to ensure clients are supported if they do experience any harms.

Have Patients been Asked to Participate in Index Testing?

Patient Responses: 219

Yes:	60%
No:	34%
Dont know:	6%



Provincial Score* **63%**

Comparison Results

National Average:	66%
Best Provincial Result:	78%
Worst Provincial Result:	23%

* Percent of survey responses responding "Yes" (excluding "Don't Know") **HIGHER scores are better.**

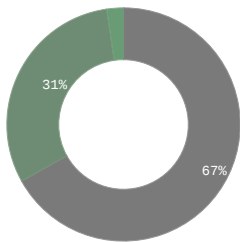
Facility Results (5 Best/Worst)

Thabong Clinic	100
Matjhabeng Clinic	100
Phuthaditjhaba Clinic	100
Namahali Clinic	100
Thusa Bophelo Clinic	100
.....	--
Hoopstad Clinic	40
Albert Luthuli Memorial Clinic	40
Harrismith Clinic	31
Phomolong (Hennenman) Clinic	21
Tshepong (Welkom) Clinic	0

Did a Health Worker Tell You You can Refuse to Participate in Index Testing?

Patient Responses: 130

Yes:	67%
No:	31%
Dont know:	2%



Provincial Score* **68%**

Comparison Results

National Average:	81%
Best Provincial Result:	90%
Worst Provincial Result:	68%

* Percent of survey responses responding "Yes" (excluding "Don't Know") **HIGHER scores are better.**

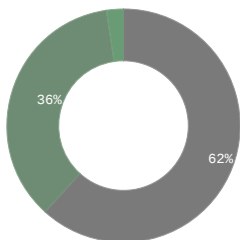
Facility Results (5 Best/Worst)

Thusa Bophelo Clinic	100
Namahali Clinic	100
Mphohadi Clinic	100
Bohlokong Clinic	92
OR Tambo Clinic	92
.....	--
Rheeders Park Clinic	50
Phahameng (Bultfontein) Clinic	45
Hoopstad Clinic	33
Albert Luthuli Memorial Clinic	33
Phomolong (Hennenman) Clinic	0

Did the healthcare worker ask you about your risk of gender-based violence from your partner(s)?

Patient Responses: 128

Yes:	62%
No:	36%
Dont know:	2%



Provincial Score* **62%**

Comparison Results

National Average:	79%
Best Provincial Result:	89%
Worst Provincial Result:	62%

* Percent of survey responses responding "Yes" (excluding "Don't Know") **HIGHER scores are better.**

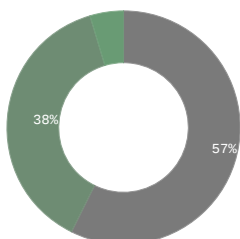
Facility Results (5 Best/Worst)

Matjhabeng Clinic	100
OR Tambo Clinic	85
Hani Park Clinic	83
Namahali Clinic	75
Rheeders Park Clinic	75
.....	--
Phomolong (Hennenman) Clinic	33
Albert Luthuli Memorial Clinic	17
Boiketlo Clinic	0
Hoopstad Clinic	0
Thusa Bophelo Clinic	0

Did the healthcare worker provide you with information on available gender-based violence services?

Patient Responses: 129

Yes:	57%
No:	38%
Dont know:	5%



Provincial Score* **59%**

Comparison Results

National Average:	74%
Best Provincial Result:	88%
Worst Provincial Result:	59%

* Percent of survey responses responding "Yes" (excluding "Don't Know") **HIGHER scores are better.**

Facility Results (5 Best/Worst)

Thusa Bophelo Clinic	100
Mphohadi Clinic	100
Hani Park Clinic	92
Bohlokong Clinic	92
Matjhabeng Clinic	86
.....	--
Rheeders Park Clinic	25
Phahameng (Bultfontein) Clinic	18
Phomolong (Hennenman) Clinic	0
Boiketlo Clinic	0
Albert Luthuli Memorial Clinic	0

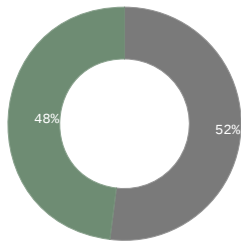
TB Infection Control

Six simple interventions are at the heart of how clinics can be part of turning the tide on TB infection — a disease that still kills close to 60,000 people a year in South Africa, according to the World Health Organization (WHO). By following a checklist of good practice, clinics can be safer for patients and staff. The six measures are: ensuring enough room and space for patients to wait without overcrowding; keeping windows open; ensuring there are TB information posters prominently displayed; reducing clinic waiting times to less than an average of an hour and 15 minutes; screening all arriving patients for TB symptoms; and separating patients who are coughing on arrival at the clinic. Previously there was a seventh item on the checklist. It was for people who are coughing to be given a mask to wear on arrival. However, since the onset of COVID-19, everyone has to by law be wearing a mask in a public place such as a clinic.

Enough room in the waiting area?

Total Observations: 25

Yes: 52%
No: 48%



Provincial Score* **52%**

Comparison Results

National Average: 47%
Best Provincial Result: 65%
Worst Provincial Result: 13%

* Percent of survey responses responding "Yes" (excluding "Don't Know") **HIGHER scores are better.**

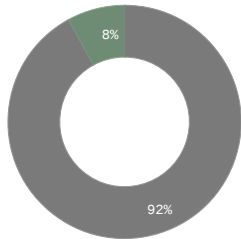
Facility Results (5 Best/Worst)

Albert Luthuli Memorial Clinic	100
Hoopstad Clinic	100
Harrismith Clinic	100
Bohlokong Clinic	100
Welkom Clinic	100
.....	--
Phomolong (Hennenman) Clinic	0
Phahameng (Bultfontein) Clinic	0
Namahali Clinic	0
Reitumetse Clinic	0
Tshepong (Welkom) Clinic	0

Were the Facility Windows Open?

Total Observations: 25

Yes: 92%
No: 8%



Provincial Score* **92%**

Comparison Results

National Average: 95%
Best Provincial Result: 98%
Worst Provincial Result: 82%

* Percent of survey responses responding "Yes" (excluding "Don't Know") **HIGHER scores are better.**

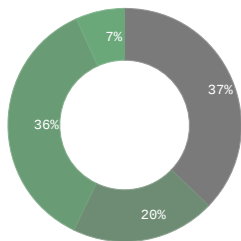
Facility Results (5 Best/Worst)

Albert Luthuli Memorial Clinic	100
Hoopstad Clinic	100
Reitumetse Clinic	100
Phuthaditjhaba Clinic	100
Namahali Clinic	100
.....	--
Phahameng (Bultfontein) Clinic	100
OR Tambo Clinic	100
Matjhabeng Clinic	100
Thusa Bophelo Clinic	100
Harrismith Clinic	0

Are people being asked for TB symptoms?

Patient Responses: 280

Yes: 37%
Only sometimes: 20%
No: 36%
Dont know: 7%



Provincial Score* **40%**

Comparison Results

National Average: 64%
Best Provincial Result: 85%
Worst Provincial Result: 37%

* Percent of survey responses responding "Yes" (excluding "Don't Know") **HIGHER scores are better.**

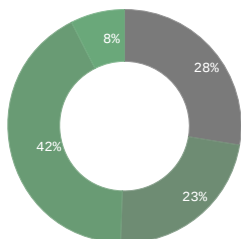
Facility Results (5 Best/Worst)

Hani Park Clinic	88
OR Tambo Clinic	71
Rheeders Park Clinic	65
Matjhabeng Clinic	62
Reitumetse Clinic	61
.....	--
Phomolong (Hennenman) Clinic	19
Hoopstad Clinic	19
Harrismith Clinic	5
Mphohadi Clinic	0
Phahameng (Bultfontein) Clinic	0

Are people who are coughing in a separate room?

Patient Responses: 279

Yes: 28%
Only sometimes: 23%
No: 42%
Dont know: 8%



Provincial Score* **30%**

Comparison Results

National Average: 56%
Best Provincial Result: 77%
Worst Provincial Result: 17%

* Percent of survey responses responding "Yes" (excluding "Don't Know") **HIGHER scores are better.**

Facility Results (5 Best/Worst)

Hani Park Clinic	62
Reitumetse Clinic	62
Matjhabeng Clinic	57
OR Tambo Clinic	54
Thabong Clinic	53
.....	--
Harrismith Clinic	5
Tshepong (Welkom) Clinic	0
Phahameng (Bultfontein) Clinic	0
Mphohadi Clinic	0
Hoopstad Clinic	0