

Facility Hours and Waiting Times

Often public healthcare users experience long waiting times — spending hours at each visit to the clinic. This simply does not work well for most people, particularly working people and those in school. Having people living with HIV spend an extended time at a clinic, simply to collect ART refills, increases the risk of that person disengaging from care.

Time Patients Spend at the Facility?

Patient Responses: 382

Amount of time spent:

4:12

Facility Results (5 Best/Worst)

Tswinga Clinic	1:13
Dzwerani Clinic	1:23
Muledane Clinic	2:11
Tohoyandou Clinic	2:43
Tshisaulu Clinic	2:43
.....	--
Rethabile CHC	4:54
Motupa Clinic	5:21
Grace Mugodeni CHC	5:27
Seshego IV Clinic	5:35
Buitestraat Clinic	7:50

Comparison Results

National Average:	4:32
Best Provincial Result:	3:45
Worst Provincial Result:	5:36

Earliest Patient Arrival Time

Patient Responses: 385

Earliest arrival time

5:51

Facility Results (5 Best/Worst)

Muledane Clinic	7:32
Dzwerani Clinic	7:28
Tshisaulu Clinic	7:13
Tswinga Clinic	6:49
Makwarela Clinic	6:44
.....	--
Giyani CHC	5:10
Grace Mugodeni CHC	5:10
Motupa Clinic	4:40
Seshego IV Clinic	4:23
Buitestraat Clinic	4:00

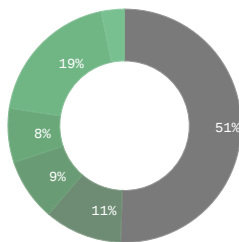
Comparison Results

National Average:	5:33
Best Provincial Result:	5:52
Worst Provincial Result:	4:48

How Safe is the Facility to Wait Before it Opens?

Patient Responses: 93

Very Unsafe:	51%
Unsafe:	11%
Neither Safe or Unsafe:	9%
Safe:	8%
Very Safe:	19%
Dont know:	3%



Provincial Score* 2.32

Comparison Results

National Average:	2.84
Best Provincial Result:	3.14
Worst Provincial Result:	2.0

* Scores based on average of all survey responses with a maximum score of 5 and a minimum score of 1. **HIGHER scores are better.**

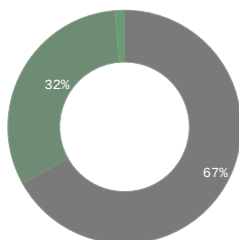
Facility Results (5 Best/Worst)

Muledane Clinic	5.0
Shayandima Clinic	5.0
Tohoyandou Clinic	5.0
Tswinga Clinic	5.0
Tzaneen Clinic	4.33
.....	--
Seshego IV Clinic	2.12
Carlotta Clinic	2.0
Motupa Clinic	1.5
Buitestraat Clinic	1.42
Rethabile CHC	1.0

Are the Queues at the Facility Long?

Patient Responses: 384

Yes:	67%
No:	32%
Dont know:	1%



Provincial Score* 68%

Comparison Results

National Average:	67%
Best Provincial Result:	64%
Worst Provincial Result:	76%

* Percent of survey responses responding "Yes" (excluding "Don't Know") **LOWER scores are better.**

Facility Results (5 Best/Worst)

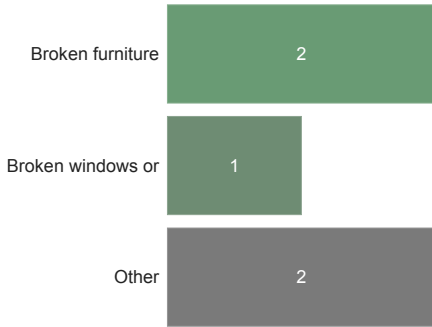
Dzwerani Clinic	0
Tswinga Clinic	14
Muledane Clinic	24
Giyani CHC	26
Tshisaulu Clinic	33
.....	--
Makwarela Clinic	91
Seshego IV Clinic	92
Rethabile CHC	93
Motupa Clinic	95
Buitestraat Clinic	97

Clinic Conditions

In some cases, clinics monitored through Ritshidze are found to be in a bad condition, with buildings that are dirty or in disrepair, and toilets that are either dysfunctional, unclean or without soap or toilet paper. At other times clinics are too small to meet the needs of patients and more space is required for people to wait, or to provide medical care, or for filing systems or storage. It is important that clinics have enough space and are maintained in a good condition to provide a clean, safe and effective environment to meet the needs of both patients and staff.

Concerns with the Condition of Building:

Total Observations: 5

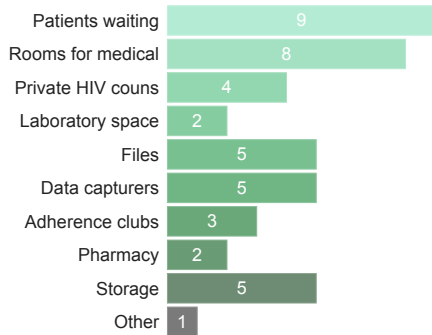


Facility Results

Facility	Broken furniture	Broken windows or doors	Other
Buitestraat Clinic	1.0		
Carlotta Clinic			1.0
Motupa Clinic	1.0		
Nobody Clinic			1.0
Tshisaulu Clinic		1.0	

What do you need more space for?

Facility Responses: 14




Facility Results

Facility	Patients waiting space	Rooms for medical care	Private HIV or counseling testing laboratory space	Files	Data capturers	Adherence clubs	Pharmacy	Storage	Other
Buitestraat Clinic	1.0	1.0	1.0	1.0	1.0		1.0	1.0	
Perskebulu Clinic	1.0	1.0	1.0		1.0	1.0		1.0	
Motupa Clinic	1.0	1.0		1.0		1.0		1.0	
Carlotta Clinic	1.0		1.0				1.0	1.0	
Makwabela Clinic	1.0	1.0	1.0						1.0
Nobody Clinic		1.0			1.0			1.0	
Seshego IV Clinic			1.0	1.0	1.0				
Giyani CHC	1.0			1.0					
Muledane Clinic		1.0			1.0				
Thohoyandou Clinic	1.0					1.0			

What is in bad condition? Please select all that apply:

Total Observations: 4



Facility Results

Facility	The filing system is messy	The space where files are stored is too small	There are too few people looking for files	Other
Buitestraat Clinic	1.0		1.0	
Motupa Clinic			1.0	1.0
Seshego IV Clinic		1.0		

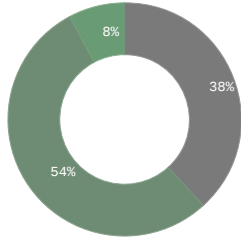
Access to Medicines and Shortages/Stockouts

Stockouts and shortages of ARVs, TB medicines, contraceptives and other medicines cause disruption, confusion, cost, and can detrimentally affect treatment adherence. Where stockouts and shortages are revealed through monitoring — especially where people are sent home empty handed — these need to be urgently addressed.

Any Patients left without the Medicine due to Shortage

Patient Responses: 385

Yes:	38%
No:	54%
Dont know:	8%



Provincial Score*

41%

Comparison Results

National Average:	12%
Best Provincial Result:	6%
Worst Provincial Result:	41%

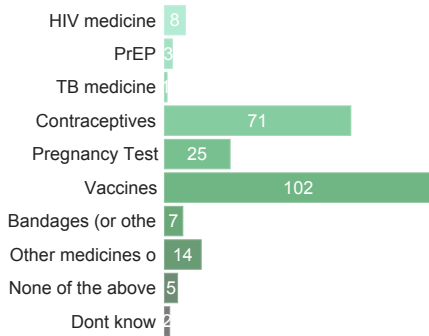
* Percent of survey responses responding "Yes" (excluding "Don't Know") **LOWER scores are better.**

Facility Results (5 Best/Worst)

Dzwerani Clinic	7
Thohoyandou Clinic	9
Motupa Clinic	10
Tshisaulu Clinic	13
Muledane Clinic	18
.....	--
Shayandima Clinic	50
Buitestraat Clinic	71
Grace Mugodeni CHC	76
Nobody Clinic	78
Perskebut Clinic	80

Patient Reports of Medicine Shortage(s)

Patient Responses: 147

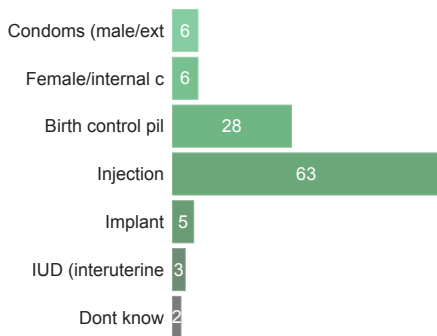


Facility Results

	HIV medicine	PrEP	TB medicine	Contraceptives	Pregnancy Test	Vaccines	Bandages (or other dry stock)	Other medicines or tests	None of the above	Dont know
Nobody Clinic	1.0	2.0		7.0	3.0	16.0	7.0	3.0		
Perskebut Clinic	5.0		1.0	19.0	3.0	22.0			1.0	
Buitestraat Clinic	1.0	1.0		5.0	6.0	16.0				
Giyani CHC				7.0	2.0	2.0			1.0	
Grace Mugodeni CHC				13.0	7.0	5.0			1.0	
Shayandima Clinic	1.0			4.0		10.0		1.0		
Tzaneen Clinic				3.0	1.0	3.0			1.0	
Motupa Clinic				2.0	1.0	1.0				
Muledane Clinic				1.0				1.0	1.0	1.0
Rethabile CHC				1.0		10.0		3.0		

Contraception shortage(s)

Patient Responses: 71

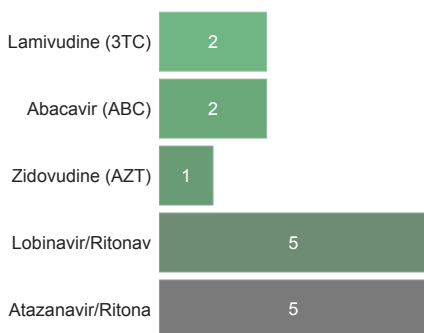


Facility Results

	Condoms (male/external)	Female/internal condoms	Birth control pill	Injection	Implant	IUD (interuterine device)	Dont know
Buitestraat Clinic	1.0	1.0	2.0	4.0	3.0		
Perskebut Clinic	3.0	3.0	3.0	19.0	1.0		
Giyani CHC	2.0	2.0	5.0	5.0			
Motupa Clinic			2.0	2.0	1.0		
Carlotta Clinic			3.0	3.0			1.0
Grace Mugodeni CHC			12.0	12.0			
Nobody Clinic				7.0		1.0	
Shayandima Clinic				3.0		1.0	
Tzaneen Clinic			1.0	2.0			1.0
Makwabela Clinic						1.0	

HIV medication shortage(s)

Patient Responses: 8



Facility Results

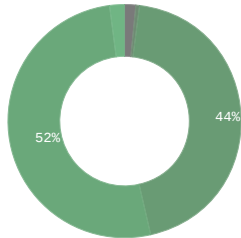
	Lamivudine (3TC)	Abacavir (ABC)	Zidovudine (AZT)	Lobinavir/Ritonavir (LPV/r)	Atazanavir/Ritonavir (ATV/r)
Buitestraat Clinic	1.0	1.0			
Perskebut Clinic				5.0	5.0
Shayandima Clinic	1.0		1.0		
Nobody Clinic		1.0			

ARV Collection and Access

Currently many people in South Africa who could benefit from HIV treatment are not, with many people who are living with HIV not on treatment – either never having known their HIV status, or having started on treatment then disengaged from care. To ensure we get more people to start and importantly stay on treatment, it is critical to ensure that ARV collection is as quick and easy as possible. As such efforts should be made to support PLHIV with suppressed viral loads to receive extended ARV refills and be enrolled in a repeat prescription strategy (including external/internal pick up points or adherence clubs).

Length of HIV medicine refill?

1 week:	2%
3 weeks:	1%
1 month:	44%
2 months:	52%
3 months:	2%



Provincial Score*

1.54

Comparison Results

National Average:	2.17
Best Provincial Result:	2.32
Worst Provincial Result:	1.54

* Scores based on average point value of each response with a maximum score of 6 and a minimum score of 0.25. **HIGHER scores are better.**

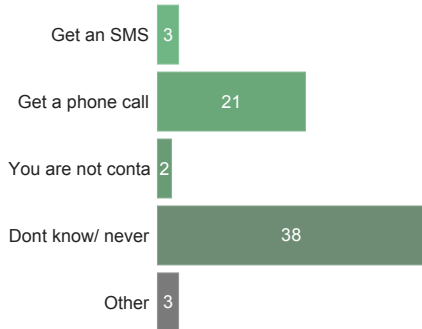
Patient Responses: 194

Facility Results (5 Best/Worst)

Dzwerani Clinic	2.0
Makwarela Clinic	2.0
Muledane Clinic	2.0
Shayandima Clinic	2.0
Tshisaulu Clinic	2.0
.....	--
Perskebult Clinic	1.38
Motupa Clinic	1.33
Carlotta Clinic	1.27
Buitestraat Clinic	1.22
Giyani CHC	1.0

When Patients Miss a Visit to Collect ARVs:

Patient Responses: 64

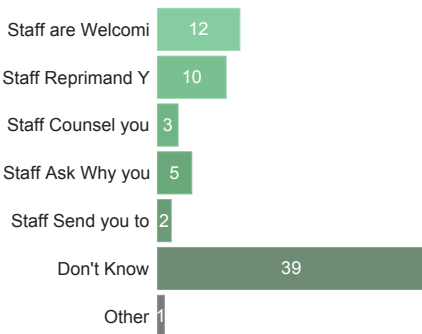


Facility Results

	Get an SMS	Get a phone call	You are not contacted by the clinic	Dont know/ never missed a visit	Other
Nobody Clinic			1.0	1.0	1.0
Thohoyandou Clinic		2.0	1.0	7.0	
Buitestraat Clinic	1.0	4.0		4.0	
Carlotta Clinic				10.0	1.0
Perskebult Clinic	1.0	5.0		7.0	1.0
Rethabile CHC		3.0		4.0	
Seshego IV Clinic		6.0		4.0	
Shayandima Clinic	1.0	1.0			

When a patient misses a visit, what happens the next time the patients comes to collect ARVs?

Patient Responses: 65



Facility Results

	Staff are Welcoming Back	Staff Reprimand You	Staff Counsel You on Adherence	Staff Ask Why you Missed Appt	Staff Send you to Back of Queue	Don't Know	Other
Perskebult Clinic		5.0		1.0		7.0	
Buitestraat Clinic		2.0	1.0	1.0	2.0	4.0	1.0
Nobody Clinic		1.0	1.0	1.0		2.0	
Rethabile CHC	3.0	1.0				4.0	
Seshego IV Clinic	5.0	1.0				4.0	
Carlotta Clinic	1.0			1.0		10.0	
Shayandima Clinic			1.0	1.0			
Thohoyandou Clinic	3.0					7.0	

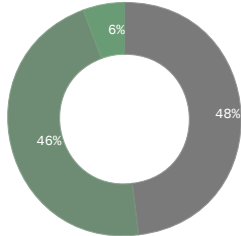
Adherence Clubs

Adherence clubs should simplify and adapt HIV services to both serve the needs of people living with HIV better and reduce unnecessary burdens on the health system. Adherence clubs provide space to get much-needed treatment literacy information and support PLHIV to remain adherent to treatment. Yet currently many adherence clubs have been suspended due to the COVID-19 pandemic. This suspension means our sample size for adherence club member responses is at times very low.

If Not in an Adherence Club Already, Are you Aware of Them at this Facility?

Patient Responses: 156

Yes:	48%
No:	46%
Dont know:	6%



Provincial Score*

51%

Comparison Results

National Average:	36%
Best Provincial Result:	53%
Worst Provincial Result:	10%

* Percent of survey responses responding "Yes" (excluding "Don't Know") **HIGHER scores are better.**

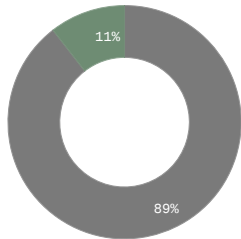
Facility Results (5 Best/Worst)

Dzwerani Clinic	100
Muledane Clinic	100
Tzaneen Clinic	92
Grace Mugodeni CHC	82
Shayandima Clinic	80
.....	--
Rethabile CHC	47
Giyani CHC	42
Buitestraat Clinic	33
Nobody Clinic	23
Perskebult Clinic	6

Does the Adherence Club make HIV medicine pick up faster?

Total Responses: 19

Yes:	89%
No:	11%



Provincial Score*

89%

Comparison Results

National Average:	90%
Best Provincial Result:	100%
Worst Provincial Result:	0%

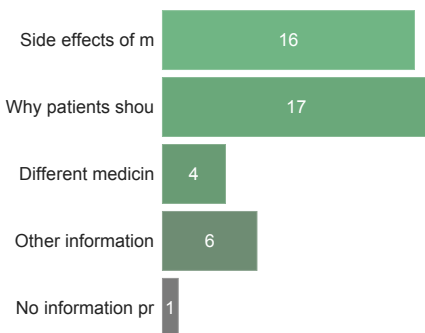
* Percent of survey responses responding "Yes" (excluding "Don't Know") **HIGHER scores are better.**

Facility Results

Dzwerani Clinic	100
Makwarela Clinic	100
Muledane Clinic	100
Shayandima Clinic	100
Thohoyandou Clinic	100
Tswinga Clinic	100
Nobody Clinic	100
Carlotta Clinic	0
Motupa Clinic	0

Information provided by the Adherence Club

Total Responses: 19

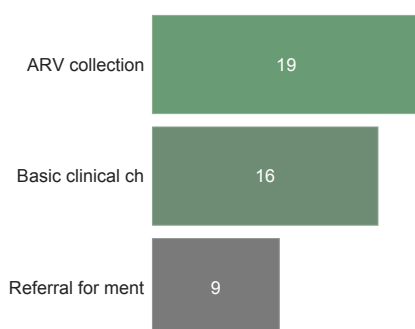


Facility Results

	Side effects of medicines	Why patients should adhere to their ARVs	Different medicines such as new drugs (ex. Dolutegravir)	Other information (please specify in the next question)	No information provided
Carlotta Clinic	1.0				
Nobody Clinic					1.0
Thohoyandou Clinic	1.0	1.0			
Tswinga Clinic		1.0		1.0	
Makwarela Clinic	2.0	2.0		1.0	
Muledane Clinic	3.0	3.0		1.0	
Dzwerani Clinic	7.0	7.0	2.0	1.0	
Motupa Clinic	1.0	1.0	1.0	1.0	
Shayandima Clinic	1.0	2.0	1.0	1.0	

What clinical services are offered at an adherence club meeting?

Total Responses: 19



Facility Results

	ARV collection	Basic clinical check up	Referral for mental health services or psycho-social support
Nobody Clinic	1.0		
Tswinga Clinic	1.0		
Carlotta Clinic	1.0	1.0	
Motupa Clinic	1.0	1.0	
Muledane Clinic	3.0	3.0	
Dzwerani Clinic	7.0	7.0	5.0
Makwarela Clinic	2.0	2.0	2.0
Shayandima Clinic	2.0	1.0	1.0
Thohoyandou Clinic	1.0	1.0	1.0

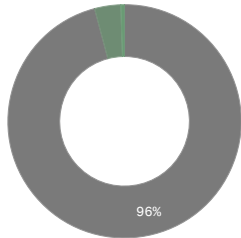
Access to Viral Load Testing / Information

Treatment and viral load literacy improves linkage rates and ART continuity as people living with HIV understand the importance of starting and remaining on treatment effectively. By becoming as informed as possible, PLHIV are empowered to take control of their own health and sex lives. However, sometimes PLHIV report that healthcare workers do not explain the results of viral load test results and at times PLHIV do not understand the benefits of having an undetectable viral load.

Have Patients had a Viral Load Test in the Past Year?

Patient Responses: 193

Yes:	96%
No:	4%
Dont know:	1%



Provincial Score* **96%**

Comparison Results

National Average:	96%
Best Provincial Result:	99%
Worst Provincial Result:	93%

* Percent of survey responses responding "Yes" (excluding "Don't Know") **HIGHER scores are better.**

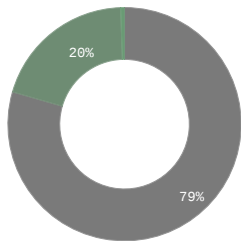
Facility Results (5 Best/Worst)

Carlotta Clinic	100
Grace Mugodeni CHC	100
Tzaneen Clinic	100
Dzwerani Clinic	100
Makwarela Clinic	100
.....	--
Motupa Clinic	93
Buitestraat Clinic	93
Giyani CHC	87
Seshego IV Clinic	87
Tohoyandou Clinic	85

Did a Health Worker Explain the Viral Load Test Result?

Patient Responses: 185

Yes:	79%
No:	20%
Dont know:	1%



Provincial Score* **80%**

Comparison Results

National Average:	85%
Best Provincial Result:	93%
Worst Provincial Result:	78%

* Percent of survey responses responding "Yes" (excluding "Don't Know") **HIGHER scores are better.**

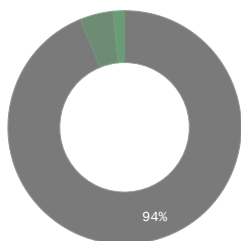
Facility Results (5 Best/Worst)

Grace Mugodeni CHC	100
Motupa Clinic	100
Dzwerani Clinic	100
Makwarela Clinic	100
Muledane Clinic	100
.....	--
Seshego IV Clinic	85
Nobody Clinic	80
Rethabile CHC	65
Perskebult Clinic	39
Buitestraat Clinic	21

Treatment Literacy: Do Patients Understand Viral Load and their Health?

Patient Responses: 194

Yes:	94%
No:	5%
Dont know:	2%



Provincial Score* **0.94**

Comparison Results

National Average:	0.83
Best Provincial Result:	0.97
Worst Provincial Result:	0.78

* Scores based on average point value of each response with a maximum score of 1 and a minimum score of 0. **HIGHER scores are better.**

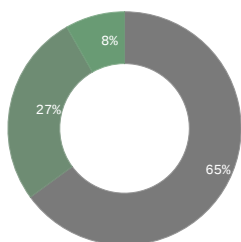
Facility Results (5 Best/Worst)

Carlotta Clinic	1.0
Grace Mugodeni CHC	1.0
Tzaneen Clinic	1.0
Dzwerani Clinic	1.0
Makwarela Clinic	1.0
.....	--
Seshego IV Clinic	0.93
Nobody Clinic	0.88
Buitestraat Clinic	0.87
Giyani CHC	0.8
Tohoyandou Clinic	0.77

Treatment Literacy: Do Patients Understand Viral Load and Transmission?

Patient Responses: 194

Yes:	65%
No:	27%
Dont know:	8%



Provincial Score* **0.65**

Comparison Results

National Average:	0.67
Best Provincial Result:	0.75
Worst Provincial Result:	0.62

* Scores based on average point value of each response with a maximum score of 1 and a minimum score of 0. **HIGHER scores are better.**

Facility Results (5 Best/Worst)

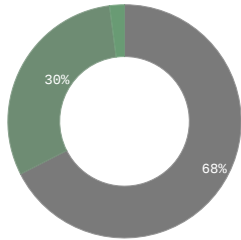
Carlotta Clinic	1.0
Grace Mugodeni CHC	1.0
Tzaneen Clinic	1.0
Dzwerani Clinic	1.0
Makwarela Clinic	1.0
.....	--
Seshego IV Clinic	0.53
Nobody Clinic	0.44
Perskebult Clinic	0.22
Buitestraat Clinic	0.2
Rethabile CHC	0.06

Index Testing

Index testing (aka Assisted Partner Notification Services or Contact Tracing) can help identify PLHIV earlier, get them access treatment to protect their health and interrupt onward transmission of HIV. However, if implemented poorly, index testing can cause harm to individuals, undermine their rights to consent, privacy, and confidentiality, it erodes trust in healthcare providers, and can put individuals at risk of violence. This is extremely important in the context of South Africa with a well-documented epidemic of gender-based violence. HIV diagnosis increases the risk of intimate partner violence (IPV). Improperly conducted or pressured participation in index testing exacerbates these risks. In order to be conducted safely, index testing must always be voluntary and there must always be screening to assess the risk of IPV. Where violence or risk of violence is reported, those partners should never be contacted. Instead people should be offered IPV services on site or by referral. Adverse-event monitoring systems must be in place to ensure clients are supported if they do experience any harms.

Have Patients been Asked to Participate in Index Testing?

Yes:	68%
No:	30%
Dont know:	2%



Provincial Score* **69%**

Comparison Results

National Average:	67%
Best Provincial Result:	81%
Worst Provincial Result:	37%

* Percent of survey responses responding "Yes" (excluding "Don't Know") **HIGHER scores are better.**

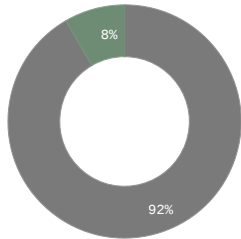
Patient Responses: 194

Facility Results (5 Best/Worst)

Grace Mugodeni CHC	100
Tzaneen Clinic	100
Tshisaulu Clinic	100
Carlotta Clinic	93
Giyani CHC	93
.....	--
Buitestraat Clinic	33
Dzwerani Clinic	20
Muledane Clinic	12
Shayandima Clinic	12
Makwarela Clinic	0

Did a Health Worker Tell You You can Refuse to Participate in Index Testing?

Yes:	92%
No:	8%



Provincial Score* **92%**

Comparison Results

National Average:	81%
Best Provincial Result:	92%
Worst Provincial Result:	61%

* Percent of survey responses responding "Yes" (excluding "Don't Know") **HIGHER scores are better.**

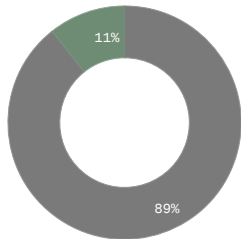
Patient Responses: 131

Facility Results (5 Best/Worst)

Carlotta Clinic	100
Giyani CHC	100
Grace Mugodeni CHC	100
Motupa Clinic	100
Tzaneen Clinic	100
.....	--
Seshego IV Clinic	100
Perskebult Clinic	78
Rethabile CHC	57
Tohoyandou Clinic	25
Shayandima Clinic	0

Did the healthcare worker ask you about your risk of gender-based violence from your partner(s)?

Yes:	89%
No:	11%



Provincial Score* **89%**

Comparison Results

National Average:	75%
Best Provincial Result:	89%
Worst Provincial Result:	52%

* Percent of survey responses responding "Yes" (excluding "Don't Know") **HIGHER scores are better.**

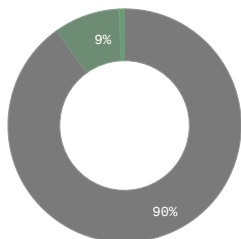
Patient Responses: 131

Facility Results (5 Best/Worst)

Giyani CHC	100
Motupa Clinic	100
Dzwerani Clinic	100
Muledane Clinic	100
Shayandima Clinic	100
.....	--
Tzaneen Clinic	93
Seshego IV Clinic	92
Perskebult Clinic	78
Tohoyandou Clinic	50
Rethabile CHC	50

Did the healthcare worker provide you with information on available gender-based violence services?

Yes:	90%
No:	9%
Dont know:	1%



Provincial Score* **91%**

Comparison Results

National Average:	72%
Best Provincial Result:	92%
Worst Provincial Result:	56%

* Percent of survey responses responding "Yes" (excluding "Don't Know") **HIGHER scores are better.**

Patient Responses: 131

Facility Results (5 Best/Worst)

Giyani CHC	100
Motupa Clinic	100
Tzaneen Clinic	100
Dzwerani Clinic	100
Muledane Clinic	100
.....	--
Nobody Clinic	92
Buitestraat Clinic	80
Perskebult Clinic	78
Tohoyandou Clinic	75
Rethabile CHC	57

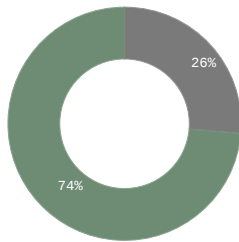
TB Infection Control

Six simple interventions are at the heart of how clinics can be part of turning the tide on TB infection — a disease that still kills close to 60,000 people a year in South Africa, according to the World Health Organization (WHO). By following a checklist of good practice, clinics can be safer for patients and staff. The six measures are: ensuring enough room and space for patients to wait without overcrowding; keeping windows open; ensuring there are TB information posters prominently displayed; reducing clinic waiting times to less than an average of an hour and 15 minutes; screening all arriving patients for TB symptoms; and separating patients who are coughing on arrival at the clinic. Previously there was a seventh item on the checklist. It was for people who are coughing to be given a mask to wear on arrival. However, since the onset of COVID-19, everyone has to by law be wearing a mask in a public place such as a clinic.

Enough room in the waiting area?

Total Observations: 19

Yes: 26%
No: 74%



Provincial Score* **26%**

Comparison Results

National Average: 48%
Best Provincial Result: 71%
Worst Provincial Result: 26%

* Percent of survey responses responding "Yes" (excluding "Don't Know") **HIGHER scores are better.**

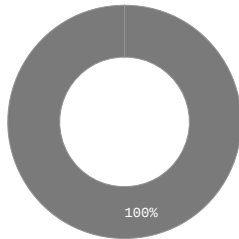
Facility Results (5 Best/Worst)

Buitestraat Clinic	100
Tswinga Clinic	100
Giyani CHC	100
Tohoyandou Clinic	100
Muledane Clinic	50
.....	--
Dzwerani Clinic	0
Tzaneen Clinic	0
Motupa Clinic	0
Grace Mugodeni CHC	0
Seshego IV Clinic	0

Were the Facility Windows Open?

Total Observations: 19

Yes: 100%



Provincial Score* **100%**

Comparison Results

National Average: 96%
Best Provincial Result: 100%
Worst Provincial Result: 90%

* Percent of survey responses responding "Yes" (excluding "Don't Know") **HIGHER scores are better.**

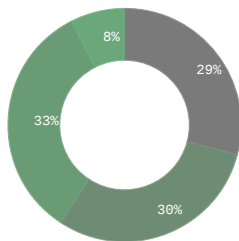
Facility Results (5 Best/Worst)

Carlotta Clinic	100
Tohoyandou Clinic	100
Rethabile CHC	100
Perskebut Clinic	100
Nobody Clinic	100
.....	--
Dzwerani Clinic	100
Tzaneen Clinic	100
Motupa Clinic	100
Grace Mugodeni CHC	100
Seshego IV Clinic	100

Are people being asked for TB symptoms?

Patient Responses: 385

Yes: 29%
Only sometimes: 30%
No: 33%
Dont know: 8%



Provincial Score* **31%**

Comparison Results

National Average: 62%
Best Provincial Result: 76%
Worst Provincial Result: 31%

* Percent of survey responses responding "Yes" (excluding "Don't Know") **HIGHER scores are better.**

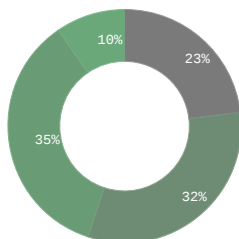
Facility Results (5 Best/Worst)

Seshego IV Clinic	56
Rethabile CHC	48
Tzaneen Clinic	47
Nobody Clinic	44
Giyani CHC	42
.....	--
Tswinga Clinic	21
Makwarela Clinic	18
Tohoyandou Clinic	14
Muledane Clinic	11
Dzwerani Clinic	0

Are people who are coughing in a separate room?

Patient Responses: 385

Yes: 23%
Only sometimes: 32%
No: 35%
Dont know: 10%



Provincial Score* **26%**

Comparison Results

National Average: 52%
Best Provincial Result: 60%
Worst Provincial Result: 26%

* Percent of survey responses responding "Yes" (excluding "Don't Know") **HIGHER scores are better.**

Facility Results (5 Best/Worst)

Seshego IV Clinic	59
Nobody Clinic	50
Rethabile CHC	48
Tshisaulu Clinic	46
Buitestraat Clinic	35
.....	--
Carlotta Clinic	11
Tohoyandou Clinic	7
Tzaneen Clinic	7
Muledane Clinic	4
Dzwerani Clinic	0