

Facility Hours and Waiting Times

Often public healthcare users experience long waiting times — spending hours at each visit to the clinic. This simply does not work well for most people, particularly working people and those in school. Having people living with HIV spend an extended time at a clinic, simply to collect ART refills, increases the risk of that person disengaging from care.

Time Patients Spend at the Facility?

Patient Responses: 387

Amount of time spent:

4:41

Facility Results (5 Best/Worst)

Giyani CHC	2:01
Tswinga Clinic	2:11
Dzwerani Clinic	2:46
Makwarela Clinic	2:46
Tzaneen Clinic	3:03
.....	--
Nobody Clinic	5:21
Grace Mugodeni CHC	5:28
Seshego IV Clinic	5:58
Buitestraat Clinic	6:57
Rethabile CHC	6:57

Comparison Results

National Average:	4:15
Best Provincial Result:	3:29
Worst Provincial Result:	5:56

Earliest Patient Arrival Time

Patient Responses: 391

Earliest arrival time

6:04

Facility Results (5 Best/Worst)

Motupa Clinic	7:39
Tswinga Clinic	7:08
Muledane Clinic	7:00
Dzwerani Clinic	6:58
Giyani CHC	6:55
.....	--
Grace Mugodeni CHC	5:39
Perskebult Clinic	5:23
Seshego IV Clinic	5:06
Buitestraat Clinic	4:57
Rethabile CHC	4:53

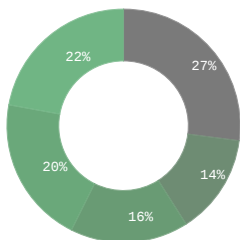
Comparison Results

National Average:	5:47
Best Provincial Result:	6:21
Worst Provincial Result:	5:15

How Safe is the Facility to Wait Before it Opens?

Patient Responses: 122

Very Unsafe:	27%
Unsafe:	14%
Neither Safe or Unsafe:	16%
Safe:	20%
Very Safe:	22%



Provincial Score* 2.97

Comparison Results

National Average:	3.14
Best Provincial Result:	3.5
Worst Provincial Result:	1.8

* Scores based on average of all survey responses with a maximum score of 5 and a minimum score of 1. **HIGHER scores are better.**

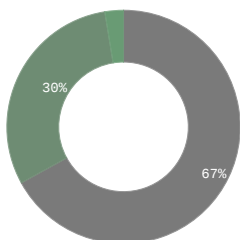
Facility Results (5 Best/Worst)

Muledane Clinic	5.0
Thohoyandou Clinic	5.0
Tswinga Clinic	5.0
Seshego IV Clinic	5.0
Carlotta Clinic	4.35
.....	--
Nobody Clinic	2.25
Rethabile CHC	2.25
Tshisaulu Clinic	2.0
Motupa Clinic	1.59
Buitestraat Clinic	1.21

Are the Queues at the Facility Long?

Patient Responses: 388

Yes:	67%
No:	30%
Dont know:	3%



Provincial Score* 68%

Comparison Results

National Average:	66%
Best Provincial Result:	61%
Worst Provincial Result:	72%

* Percent of survey responses responding "Yes" (excluding "Don't Know") **LOWER scores are better.**

Facility Results (5 Best/Worst)

Tswinga Clinic	0
Giyani CHC	14
Makwarela Clinic	38
Tzaneen Clinic	42
Dzwerani Clinic	55
.....	--
Buitestraat Clinic	85
Carlotta Clinic	86
Rethabile CHC	87
Tshisaulu Clinic	89
Thohoyandou Clinic	96

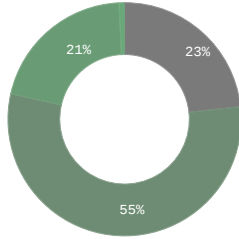
Facility Staff

Human resource shortages are a major issue in South Africa. Ensuring access to quality healthcare services and ensuring everyone living with HIV and TB gets access to treatment and care depends largely on having enough qualified and committed staff. However, often there are not enough open positions to employ the health workers we need. These shortages lead to long waiting times, longer hospital stays, higher numbers of deaths, and increased pressure on the few staff in place.

Are there Enough Staff at the Facility?

Patient Responses: 391

Always:	23%
Sometimes:	55%
Never:	21%
Dont know:	1%



Provincial Score* **1.03**

Comparison Results

National Average:	1.17
Best Provincial Result:	1.51
Worst Provincial Result:	0.95

* Scores based on average point value of each response with a maximum score of 2 and a minimum score of 0. **HIGHER scores are better.**

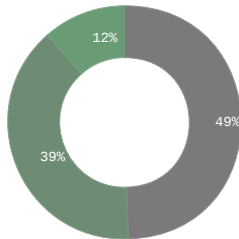
Facility Results (5 Best/Worst)

Giyani CHC	1.45
Tzaneen Clinic	1.41
Buitestraat Clinic	1.35
Grace Mugodeni CHC	1.17
Rethabile CHC	1.16
.....	--
Dzwerani Clinic	0.9
Muledane Clinic	0.87
Thohoyandou Clinic	0.78
Perskebult Clinic	0.7
Carlotta Clinic	0.52

Are Staff Friendly and Professional?

Patient Responses: 390

Yes:	49%
Sometimes:	39%
Never:	12%



Provincial Score* **1.38**

Comparison Results

National Average:	1.59
Best Provincial Result:	1.72
Worst Provincial Result:	1.3

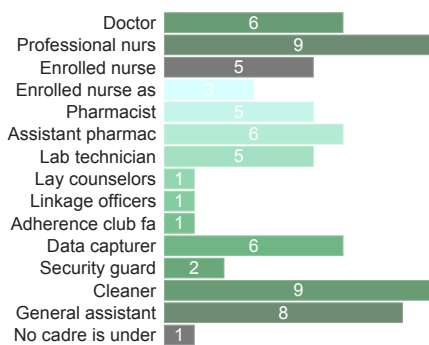
* Scores based on average point value of each response with a maximum score of 2 and a minimum score of 0. **HIGHER scores are better.**

Facility Results (5 Best/Worst)

Makwarela Clinic	1.85
Thohoyandou Clinic	1.78
Tswinga Clinic	1.75
Buitestraat Clinic	1.71
Seshego IV Clinic	1.62
.....	--
Tshisaulu Clinic	1.11
Perskebult Clinic	1.03
Motupa Clinic	0.97
Grace Mugodeni CHC	0.92
Carlotta Clinic	0.65

Which Cadres are Understaffed?

Facility Responses: 13



Facility Results

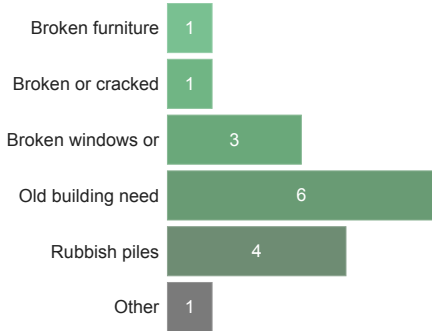
	Doctor	Professional nurse	Enrolled nurse	Enrolled nurse assistant	Pharmacist	Assistant pharmacist	Lab technician	Lay counselors	Linkage officers	Adherence club facilitators	Data capturer	Security guard	Cleaner	General assistant	is cadre
Buitestraat Clinic		1.0	1.0	1.0		1.0			1.0	1.0	1.0	1.0	1.0	1.0	
Nobody Clinic		1.0	1.0		1.0	1.0	1.0	1.0			1.0	1.0	1.0	1.0	
Perskebult Clinic	1.0	1.0	1.0	1.0	1.0	1.0					1.0	1.0	1.0	1.0	
Seshego IV Clinic	1.0	1.0	1.0		1.0	1.0	1.0				1.0	1.0	1.0	1.0	
Makwarela Clinic	1.0	1.0		1.0	1.0		1.0				1.0	1.0	1.0		
Thohoyandou Clinic	1.0	1.0			1.0	1.0	1.0					1.0	1.0		
Carlotta Clinic	1.0	1.0											1.0	1.0	
Rethabile CHC			2.0								1.0	2.0	1.0		
Grace Mugodeni CHC	1.0						1.0								
Motupa Clinic													1.0	1.0	

Clinic Conditions

In some cases, clinics monitored through Ritshidze are found to be in a bad condition, with buildings that are dirty or in disrepair, and toilets that are either dysfunctional, unclean or without soap or toilet paper. At other times clinics are too small to meet the needs of patients and more space is required for people to wait, or to provide medical care, or for filing systems or storage. It is important that clinics have enough space and are maintained in a good condition to provide a clean, safe and effective environment to meet the needs of both patients and staff.

Concerns with the Condition of Building:

Total Observations: 9



Facility Results


	Broken furniture	Broken or cracked roof, walls or floor	Broken windows or doors	Old building needs renovation	Rubbish piles	Other
Buitestraat Clinic	1.0	1.0	1.0	3.0	2.0	
Carlotta Clinic				1.0	1.0	
Perskebult Clinic				1.0	1.0	
Dzwerani Clinic			1.0			
Giyani CHC						1.0
Nobody Clinic				1.0		
Tshisaulu Clinic			1.0			

What do you need more space for?

Facility Responses: 0

What is in bad condition? Please select all that apply:

Total Observations: 5



Facility Results

	The filing system is messy	The space where files are stored is too small
Buitestraat Clinic	2.0	1.0
Carlotta Clinic	1.0	1.0
Seshego IV Clinic		2.0

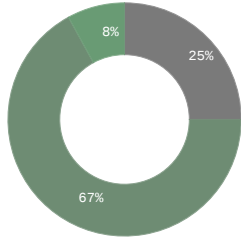
Access to Medicines and Shortages/Stockouts

Stockouts and shortages of ARVs, TB medicines, contraceptives and other medicines cause disruption, confusion, cost, and can detrimentally affect treatment adherence. Where stockouts and shortages are revealed through monitoring — especially where people are sent home empty handed — these need to be urgently addressed.

Any Patients left without the Medicine due to Shortage

Patient Responses: 388

Yes:	25%
No:	67%
Dont know:	8%



Provincial Score* **27%**

Comparison Results

National Average:	11%
Best Provincial Result:	7%
Worst Provincial Result:	33%

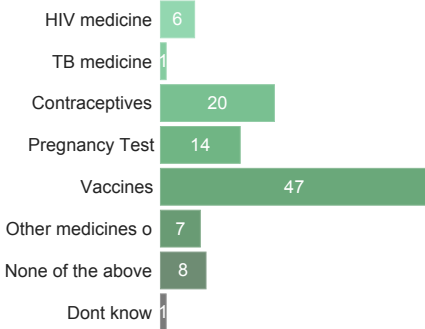
* Percent of survey responses responding "Yes" (excluding "Don't Know") **LOWER scores are better.**

Facility Results (5 Best/Worst)

Grace Mugodeni CHC	0
Carlotta Clinic	4
Dzwerani Clinic	7
Tzaneen Clinic	11
Tswinga Clinic	12
.....	--
Seshego IV Clinic	37
Makwarela Clinic	43
Perskebut Clinic	45
Rethabile CHC	61
Tshisaulu Clinic	67

Patient Reports of Medicine Shortage(s)

Patient Responses: 93

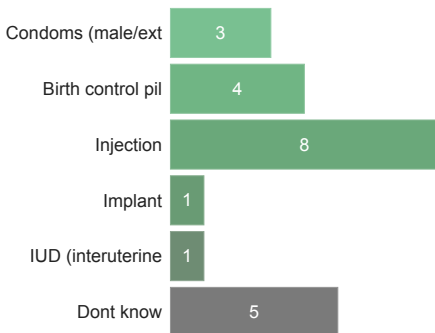


Facility Results

	HIV medicine	TB medicine	Contraceptives	Pregnancy Test	Vaccines	Other medicines or tests	None of the above	Dont know
Perskebut Clinic	1.0		3.0	1.0	3.0	2.0	2.0	
Nobody Clinic	1.0		2.0		7.0	2.0	1.0	
Rethabile CHC	4.0			5.0	4.0	1.0		
Seshego IV Clinic			5.0	2.0			2.0	1.0
Buitestraat Clinic			3.0		6.0	1.0		
Motupa Clinic		1.0	3.0				1.0	
Tshisaulu Clinic			1.0	4.0	6.0			
Giyani CHC						1.0	2.0	
Makwarela Clinic			1.0		9.0			
Muledane Clinic			1.0		3.0			

Contraception shortage(s)

Patient Responses: 20

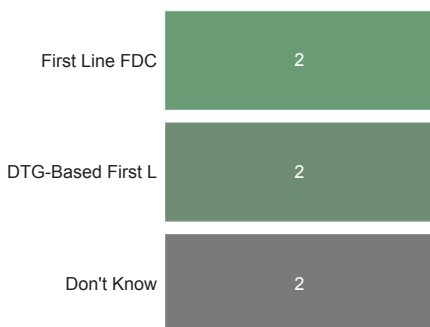


Facility Results

	Condoms (male/external)	Birth control pill	Injection	Implant	IUD (interuterine device)	Dont know
Motupa Clinic	3.0	1.0	1.0			
Perskebut Clinic			1.0	1.0		1.0
Seshego IV Clinic		1.0	1.0			3.0
Buitestraat Clinic			3.0			
Makwarela Clinic			1.0			
Muledane Clinic		1.0				
Nobody Clinic					1.0	1.0
Tshisaulu Clinic			1.0			
Tswinga Clinic		1.0				

HIV medication shortage(s)

Patient Responses: 6



Facility Results

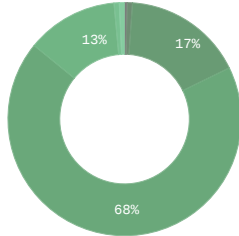
	First Line FDC	DTG-Based First Line FDC	Dont know
Nobody Clinic		1.0	
Perskebut Clinic		1.0	
Rethabile CHC	2.0		2.0

ARV Collection and Access

Currently many people in South Africa who could benefit from HIV treatment are not, with many people who are living with HIV not on treatment – either never having known their HIV status, or having started on treatment then disengaged from care. To ensure we get more people to start and importantly stay on treatment, it is critical to ensure that ARV collection is as quick and easy as possible. As such efforts should be made to support PLHIV with suppressed viral loads to receive extended ARV refills and be enrolled in a repeat prescription strategy (including external/internal pick up points or adherence clubs).

Length of HIV medicine refill?

2 weeks:	0%
3 weeks:	1%
1 month:	17%
2 months:	68%
3 months:	13%
6 months:	1%
Dont know:	1%



Provincial Score* **1.97**

Comparison Results

National Average:	2.26
Best Provincial Result:	2.43
Worst Provincial Result:	1.79

* Scores based on average point value of each response with a maximum score of 6 and a minimum score of 0.25. **HIGHER scores are better.**

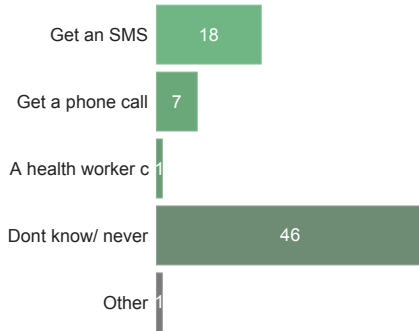
Patient Responses: 276

Facility Results (5 Best/Worst)

Makwarela Clinic	2.69
Tzaneen Clinic	2.09
Tohoyandou Clinic	2.02
Dzwerani Clinic	2.0
Muledane Clinic	2.0
.....	--
Rethabile CHC	1.87
Motupa Clinic	1.84
Seshego IV Clinic	1.84
Perskebult Clinic	1.66
Nobody Clinic	1.62

When Patients Miss a Visit to Collect ARVs:

Patient Responses: 68

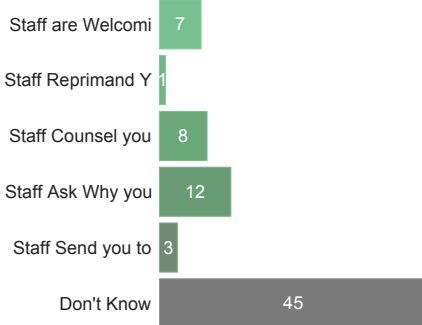


Facility Results

	Get an SMS	Get a phone call	A health worker comes to your house	Dont know/ never missed a visit	Other
Buitestraat Clinic		1.0		4.0	
Dzwerani Clinic	1.0			13.0	
Giyani CHC	1.0	1.0	1.0	1.0	
Makwarela Clinic	1.0			4.0	
Muledane Clinic	4.0	1.0		5.0	
Perskebult Clinic		1.0		5.0	1.0
Rethabile CHC	7.0	1.0		1.0	
Seshego IV Clinic	4.0	2.0		6.0	

When a patient misses a visit, what happens the next time the patients comes to collect ARVs?

Patient Responses: 63



Facility Results

	Staff are Welcoming Back	Staff Reprimand You	Staff Counsel You on Adherence	Staff Ask Why you Missed Appt	Staff Send you to Back of Queue	Don't Know
Rethabile CHC	2.0			2.0	3.0	2.0
Seshego IV Clinic	1.0	1.0		1.0		6.0
Buitestraat Clinic				1.0		4.0
Dzwerani Clinic	1.0		1.0	1.0		13.0
Giyani CHC			1.0	1.0		
Makwarela Clinic			1.0	1.0		4.0
Muledane Clinic	3.0		4.0	3.0		5.0
Perskebult Clinic				1.0		5.0
Tzaneen Clinic			1.0	1.0		1.0

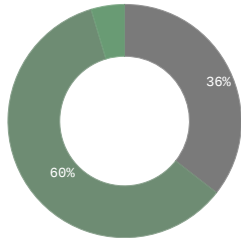
Adherence Clubs

Adherence clubs should simplify and adapt HIV services to both serve the needs of people living with HIV better and reduce unnecessary burdens on the health system. Adherence clubs provide space to get much-needed treatment literacy information and support PLHIV to remain adherent to treatment. Yet currently many adherence clubs have been suspended due to the COVID-19 pandemic. This suspension means our sample size for adherence club member responses is at times very low.

If Not in an Adherence Club Already, Are you Aware of Them at this Facility?

Patient Responses: 259

Yes:	36%
No:	60%
Dont know:	5%



Provincial Score* **37%**

Comparison Results

National Average:	41%
Best Provincial Result:	84%
Worst Provincial Result:	15%

* Percent of survey responses responding "Yes" (excluding "Don't Know") **HIGHER scores are better.**

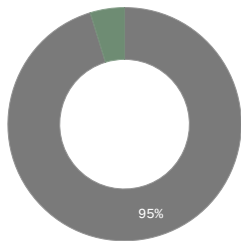
Facility Results (5 Best/Worst)

Motupa Clinic	81
Grace Mugodeni CHC	79
Makwarela Clinic	73
Tzaneen Clinic	63
Muledane Clinic	60
.....	--
Giyani CHC	7
Buitestraat Clinic	6
Seshego IV Clinic	6
Tshisaulu Clinic	0
Perskebut Clinic	0

Does the Adherence Club make HIV medicine pick up faster?

Total Responses: 21

Yes:	95%
Dont know:	5%



Provincial Score* **100%**

Comparison Results

National Average:	93%
Best Provincial Result:	100%
Worst Provincial Result:	0%

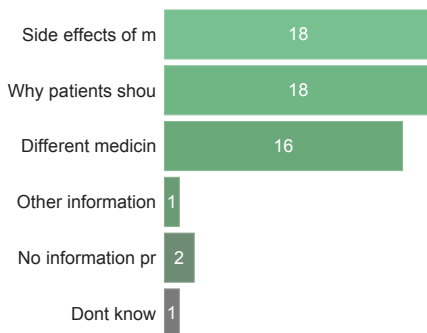
* Percent of survey responses responding "Yes" (excluding "Don't Know") **HIGHER scores are better.**

Facility Results

Carlotta Clinic	100
Motupa Clinic	100
Makwarela Clinic	100
Muledane Clinic	100
Thohoyandou Clinic	100
Tshisaulu Clinic	100
Nobody Clinic	100

Information provided by the Adherence Club

Total Responses: 21

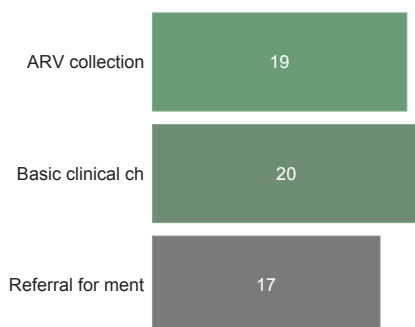


Facility Results

	Side effects of medicines	Why patients should adhere to their ARVs	Different medicines such as new drugs (ex. Doloutegravir)	Other information (please specify in the next question)	No information provided	Dont know
Nobody Clinic						1.0
Giyani CHC	1.0	1.0	1.0			
Makwarela Clinic	6.0	6.0	6.0			
Muledane Clinic	1.0	1.0	1.0			
Tshisaulu Clinic	1.0	1.0	1.0			
Carlotta Clinic	1.0	1.0	1.0		1.0	
Motupa Clinic	1.0	1.0	1.0	1.0		
Thohoyandou Clinic	7.0	7.0	5.0		1.0	

What clinical services are offered at an adherence club meeting?

Total Responses: 21



Facility Results

	ARV collection	Basic clinical check up	Referral for mental health services or psycho-social support
Nobody Clinic	1.0		
Giyani CHC		1.0	1.0
Carlotta Clinic	1.0	2.0	1.0
Makwarela Clinic	6.0	6.0	5.0
Motupa Clinic	1.0	1.0	1.0
Muledane Clinic	1.0	1.0	1.0
Thohoyandou Clinic	8.0	8.0	7.0
Tshisaulu Clinic	1.0	1.0	1.0

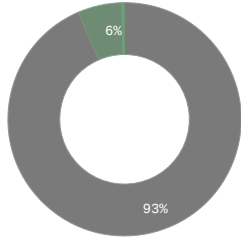
Access to Viral Load Testing / Information

Treatment and viral load literacy improves linkage rates and ART continuity as people living with HIV understand the importance of starting and remaining on treatment effectively. By becoming as informed as possible, PLHIV are empowered to take control of their own health and sex lives. However, sometimes PLHIV report that healthcare workers do not explain the results of viral load test results and at times PLHIV do not understand the benefits of having an undetectable viral load.

Have Patients had a Viral Load Test in the Past Year?

Patient Responses: 276

Yes:	93%
No:	6%
Dont know:	0%



Provincial Score* **94%**

Comparison Results

National Average:	95%
Best Provincial Result:	98%
Worst Provincial Result:	87%

* Percent of survey responses responding "Yes" (excluding "Don't Know") **HIGHER scores are better.**

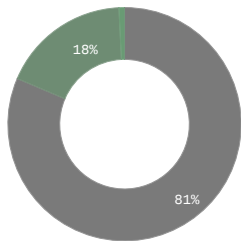
Facility Results (5 Best/Worst)

Giyani CHC	100
Grace Mugodeni CHC	100
Motupa Clinic	100
Tzaneen Clinic	100
Dzwerani Clinic	100
.....	--
Buitestraat Clinic	89
Tswinga Clinic	88
Perskebult Clinic	88
Nobody Clinic	81
Rethabile CHC	65

Did a Health Worker Explain the Viral Load Test Result?

Patient Responses: 258

Yes:	81%
No:	18%
Dont know:	1%



Provincial Score* **82%**

Comparison Results

National Average:	86%
Best Provincial Result:	93%
Worst Provincial Result:	76%

* Percent of survey responses responding "Yes" (excluding "Don't Know") **HIGHER scores are better.**

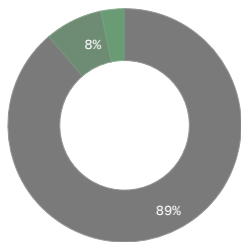
Facility Results (5 Best/Worst)

Carlotta Clinic	100
Giyani CHC	100
Grace Mugodeni CHC	100
Motupa Clinic	100
Tzaneen Clinic	100
.....	--
Rethabile CHC	78
Buitestraat Clinic	38
Seshego IV Clinic	33
Nobody Clinic	31
Perskebult Clinic	7

Treatment Literacy: Do Patients Understand Viral Load and their Health?

Patient Responses: 275

Yes:	89%
No:	8%
Dont know:	3%



Provincial Score* **0.89**

Comparison Results

National Average:	0.82
Best Provincial Result:	0.89
Worst Provincial Result:	0.71

* Scores based on average point value of each response with a maximum score of 1 and a minimum score of 0. **HIGHER scores are better.**

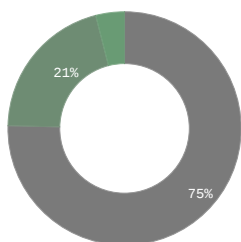
Facility Results (5 Best/Worst)

Giyani CHC	1.0
Grace Mugodeni CHC	1.0
Motupa Clinic	1.0
Tzaneen Clinic	1.0
Dzwerani Clinic	1.0
.....	--
Seshego IV Clinic	0.68
Buitestraat Clinic	0.67
Nobody Clinic	0.62
Perskebult Clinic	0.62
Rethabile CHC	0.62

Treatment Literacy: Do Patients Understand Viral Load and Transmission?

Patient Responses: 276

Yes:	75%
No:	21%
Dont know:	4%



Provincial Score* **0.75**

Comparison Results

National Average:	0.74
Best Provincial Result:	0.8
Worst Provincial Result:	0.52

* Scores based on average point value of each response with a maximum score of 1 and a minimum score of 0. **HIGHER scores are better.**

Facility Results (5 Best/Worst)

Giyani CHC	1.0
Grace Mugodeni CHC	1.0
Motupa Clinic	1.0
Tzaneen Clinic	1.0
Dzwerani Clinic	1.0
.....	--
Seshego IV Clinic	0.47
Buitestraat Clinic	0.22
Nobody Clinic	0.19
Perskebult Clinic	0.19
Rethabile CHC	0.18

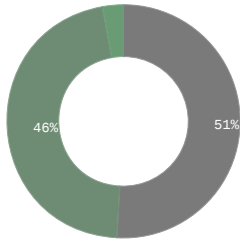
Index Testing

Index testing (aka Assisted Partner Notification Services or Contact Tracing) can help identify PLHIV earlier, get them access treatment to protect their health and interrupt onward transmission of HIV. However, if implemented poorly, index testing can cause harm to individuals, undermine their rights to consent, privacy, and confidentiality, it erodes trust in healthcare providers, and can put individuals at risk of violence. This is extremely important in the context of South Africa with a well-documented epidemic of gender-based violence. HIV diagnosis increases the risk of intimate partner violence (IPV). Improperly conducted or pressured participation in index testing exacerbates these risks. In order to be conducted safely, index testing must always be voluntary and there must always be screening to assess the risk of IPV. Where violence or risk of violence is reported, those partners should never be contacted. Instead people should be offered IPV services on site or by referral. Adverse-event monitoring systems must be in place to ensure clients are supported if they do experience any harms.

Have Patients been Asked to Participate in Index Testing?

Patient Responses: 275

Yes:	51%
No:	46%
Dont know:	3%



Provincial Score* **52%**

Comparison Results

National Average:	66%
Best Provincial Result:	78%
Worst Provincial Result:	23%

* Percent of survey responses responding "Yes" (excluding "Don't Know") **HIGHER scores are better.**

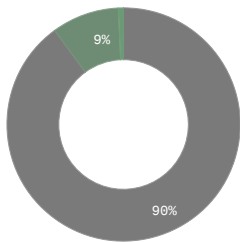
Facility Results (5 Best/Worst)

Motupa Clinic	100
Grace Mugodeni CHC	95
Tzaneen Clinic	91
Carlotta Clinic	88
Rethabile CHC	80
.....	--
Tohoyandou Clinic	7
Dzwerani Clinic	0
Makwarela Clinic	0
Muledane Clinic	0
Tswinga Clinic	0

Did a Health Worker Tell You You can Refuse to Participate in Index Testing?

Patient Responses: 139

Yes:	90%
No:	9%
Dont know:	1%



Provincial Score* **90%**

Comparison Results

National Average:	81%
Best Provincial Result:	90%
Worst Provincial Result:	68%

* Percent of survey responses responding "Yes" (excluding "Don't Know") **HIGHER scores are better.**

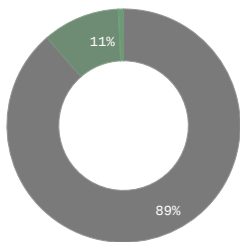
Facility Results (5 Best/Worst)

Carlotta Clinic	100
Giyani CHC	100
Grace Mugodeni CHC	100
Motupa Clinic	100
Tzaneen Clinic	100
Seshego IV Clinic	100
Buitestraat Clinic	85
Rethabile CHC	83
Nobody Clinic	82
Perskebult Clinic	40
Tohoyandou Clinic	0

Did the healthcare worker ask you about your risk of gender-based violence from your partner(s)?

Patient Responses: 140

Yes:	89%
No:	11%
Dont know:	1%



Provincial Score* **89%**

Comparison Results

National Average:	79%
Best Provincial Result:	89%
Worst Provincial Result:	62%

* Percent of survey responses responding "Yes" (excluding "Don't Know") **HIGHER scores are better.**

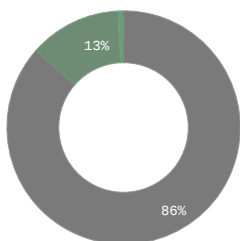
Facility Results (5 Best/Worst)

Carlotta Clinic	100
Grace Mugodeni CHC	100
Motupa Clinic	100
Seshego IV Clinic	100
Nobody Clinic	91
.....	--
Buitestraat Clinic	85
Giyani CHC	80
Tohoyandou Clinic	50
Perskebult Clinic	50
Tshisaulu Clinic	0

Did the healthcare worker provide you with information on available gender-based violence services?

Patient Responses: 140

Yes:	86%
No:	13%
Dont know:	1%



Provincial Score* **87%**

Comparison Results

National Average:	74%
Best Provincial Result:	88%
Worst Provincial Result:	59%

* Percent of survey responses responding "Yes" (excluding "Don't Know") **HIGHER scores are better.**

Facility Results (5 Best/Worst)

Grace Mugodeni CHC	100
Motupa Clinic	100
Seshego IV Clinic	100
Tzaneen Clinic	95
Carlotta Clinic	93
.....	--
Nobody Clinic	82
Rethabile CHC	75
Tohoyandou Clinic	50
Perskebult Clinic	40
Tshisaulu Clinic	0

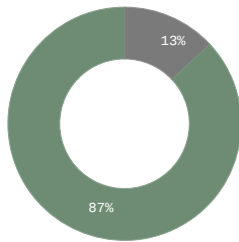
TB Infection Control

Six simple interventions are at the heart of how clinics can be part of turning the tide on TB infection — a disease that still kills close to 60,000 people a year in South Africa, according to the World Health Organization (WHO). By following a checklist of good practice, clinics can be safer for patients and staff. The six measures are: ensuring enough room and space for patients to wait without overcrowding; keeping windows open; ensuring there are TB information posters prominently displayed; reducing clinic waiting times to less than an average of an hour and 15 minutes; screening all arriving patients for TB symptoms; and separating patients who are coughing on arrival at the clinic. Previously there was a seventh item on the checklist. It was for people who are coughing to be given a mask to wear on arrival. However, since the onset of COVID-19, everyone has to by law be wearing a mask in a public place such as a clinic.

Enough room in the waiting area?

Total Observations: 23

Yes:	13%
No:	87%



Provincial Score* **13%**

Comparison Results

National Average:	47%
Best Provincial Result:	65%
Worst Provincial Result:	13%

* Percent of survey responses responding "Yes" (excluding "Don't Know") **HIGHER scores are better.**

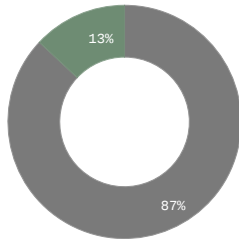
Facility Results (5 Best/Worst)

Tohoyandou Clinic	100
Tswinga Clinic	100
Perskebult Clinic	50
Carlotta Clinic	0
Giyani CHC	0
.....	--
Tshisaulu Clinic	0
Buitestraat Clinic	0
Nobody Clinic	0
Rethabile CHC	0
Seshego IV Clinic	0

Were the Facility Windows Open?

Total Observations: 23

Yes:	87%
No:	13%



Provincial Score* **87%**

Comparison Results

National Average:	95%
Best Provincial Result:	98%
Worst Provincial Result:	82%

* Percent of survey responses responding "Yes" (excluding "Don't Know") **HIGHER scores are better.**

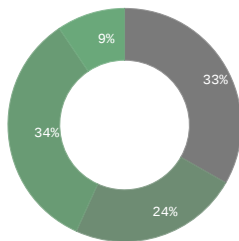
Facility Results (5 Best/Worst)

Carlotta Clinic	100
Giyani CHC	100
Grace Mugodeni CHC	100
Motupa Clinic	100
Tzaneen Clinic	100
.....	--
Nobody Clinic	100
Rethabile CHC	100
Seshego IV Clinic	100
Tswinga Clinic	0
Perskebult Clinic	0

Are people being asked for TB symptoms?

Patient Responses: 391

Yes:	33%
Only sometimes:	24%
No:	34%
Dont know:	9%



Provincial Score* **37%**

Comparison Results

National Average:	64%
Best Provincial Result:	85%
Worst Provincial Result:	37%

* Percent of survey responses responding "Yes" (excluding "Don't Know") **HIGHER scores are better.**

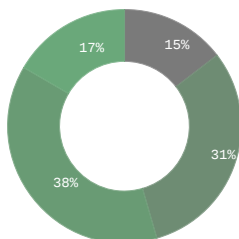
Facility Results (5 Best/Worst)

Carlotta Clinic	96
Giyani CHC	95
Tzaneen Clinic	89
Motupa Clinic	76
Grace Mugodeni CHC	33
.....	--
Perskebult Clinic	10
Muledane Clinic	7
Dzwerani Clinic	0
Makwarela Clinic	0
Tswinga Clinic	0

Are people who are coughing in a separate room?

Patient Responses: 391

Yes:	15%
Only sometimes:	31%
No:	38%
Dont know:	17%



Provincial Score* **17%**

Comparison Results

National Average:	56%
Best Provincial Result:	77%
Worst Provincial Result:	17%

* Percent of survey responses responding "Yes" (excluding "Don't Know") **HIGHER scores are better.**

Facility Results (5 Best/Worst)

Muledane Clinic	33
Nobody Clinic	33
Rethabile CHC	30
Motupa Clinic	27
Tzaneen Clinic	23
.....	--
Carlotta Clinic	10
Giyani CHC	10
Buitestraat Clinic	5
Perskebult Clinic	5
Dzwerani Clinic	0