

Facility Hours and Waiting Times

Often public healthcare users experience long waiting times — spending hours at each visit to the clinic. This simply does not work well for most people, particularly working people and those in school. Having people living with HIV spend an extended time at a clinic, simply to collect ART refills, increases the risk of that person disengaging from care.

Time Patients Spend at the Facility?

Patient Responses: 342

Amount of time spent:

5:13

Comparison Results

National Average:	4:32
Best Provincial Result:	3:45
Worst Provincial Result:	5:36

Facility Results (5 Best/Worst)

Potchefstroom Clinic	2:07
Grace Mokgomo CHC	2:31
Park Street Clinic	2:39
Jouberton CHC	3:01
Montshioa Stadt CHC	3:41
.....	--
Hebron Clinic	6:33
Mogwase CHC	7:13
Bafokeng CHC	7:16
Boitekong Clinic	7:42
Bapong CHC	7:46

Earliest Patient Arrival Time

Patient Responses: 336

Earliest arrival time

4:48

Comparison Results

National Average:	5:33
Best Provincial Result:	5:52
Worst Provincial Result:	4:48

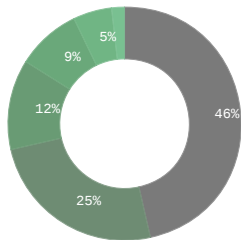
Facility Results (5 Best/Worst)

Potchefstroom Clinic	6:28
Grace Mokgomo CHC	6:16
Jouberton CHC	5:48
Park Street Clinic	5:35
Unit 9 CHC	5:04
.....	--
Bapong CHC	4:05
Boitekong Clinic	3:58
Mogwase CHC	3:58
Tlhabane CHC	3:47
Lonely Park Clinic	3:12

How Safe is the Facility to Wait Before it Opens?

Patient Responses: 56

Very Unsafe:	46%
Unsafe:	25%
Neither Safe or Unsafe:	12%
Safe:	9%
Very Safe:	5%
Dont know:	2%



Provincial Score* 2.0

Comparison Results

National Average:	2.84
Best Provincial Result:	3.14
Worst Provincial Result:	2.0

* Scores based on average of all survey responses with a maximum score of 5 and a minimum score of 1. **HIGHER scores are better.**

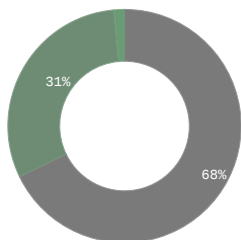
Facility Results

Potchefstroom Clinic	5.0
Bafokeng CHC	4.0
Park Street Clinic	4.0
Lettlhabile CHC	3.0
Lonely Park Clinic	1.81
Boitekong Clinic	1.57

Are the Queues at the Facility Long?

Patient Responses: 345

Yes:	68%
No:	31%
Dont know:	1%



Provincial Score* 69%

Comparison Results

National Average:	67%
Best Provincial Result:	64%
Worst Provincial Result:	76%

* Percent of survey responses responding "Yes" (excluding "Don't Know") **LOWER scores are better.**

Facility Results (5 Best/Worst)

Potchefstroom Clinic	5
Grace Mokgomo CHC	28
Montshioa Stadt CHC	53
Bafokeng CHC	57
Jouberton CHC	62
.....	--
Boitekong Clinic	90
Tlhabane CHC	90
Lonely Park Clinic	90
Bapong CHC	95
Hebron Clinic	96

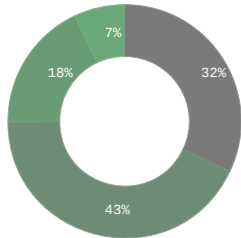
Facility Staff

Human resource shortages are a major issue in South Africa. Ensuring access to quality healthcare services and ensuring everyone living with HIV and TB gets access to treatment and care depends largely on having enough qualified and committed staff. However, often there are not enough open positions to employ the health workers we need. These shortages lead to long waiting times, longer hospital stays, higher numbers of deaths, and increased pressure on the few staff in place.

Are there Enough Staff at the Facility?

Patient Responses: 343

Always:	32%
Sometimes:	43%
Never:	18%
Dont know:	7%



Provincial Score*

1.15

Comparison Results

National Average:	1.17
Best Provincial Result:	1.34
Worst Provincial Result:	1.01

* Scores based on average point value of each response with a maximum score of 2 and a minimum score of 0. **HIGHER scores are better.**

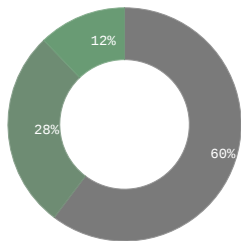
Facility Results (5 Best/Worst)

Grace Mokgomo CHC	2.0
Potchefstroom Clinic	2.0
Park Street Clinic	1.74
Jouberton CHC	1.36
Montshioa Stadt CHC	1.27
.....	--
Lonely Park Clinic	0.81
Mogwase CHC	0.73
Bafokeng CHC	0.67
Bapong CHC	0.33
Boitekong Clinic	0.21

Are Staff Friendly and Professional?

Patient Responses: 345

Yes:	60%
Sometimes:	28%
Never:	12%



Provincial Score*

1.48

Comparison Results

National Average:	1.53
Best Provincial Result:	1.65
Worst Provincial Result:	1.22

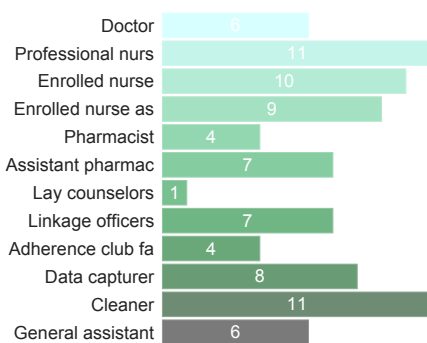
* Scores based on average point value of each response with a maximum score of 2 and a minimum score of 0. **HIGHER scores are better.**

Facility Results (5 Best/Worst)

Lonely Park Clinic	2.0
Grace Mokgomo CHC	2.0
Potchefstroom Clinic	2.0
Unit 9 CHC	1.97
Montshioa Stadt CHC	1.87
.....	--
Jouberton CHC	1.28
Mogwase CHC	1.21
Boitekong Clinic	1.14
Bafokeng CHC	0.81
Bapong CHC	0.3

Which Cadres are Understaffed?

Facility Responses: 14



Facility Results

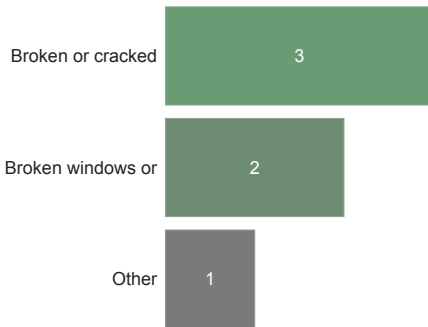
	Doctor	Professional nurse	Enrolled nurse	Enrolled nurse assistant	Pharmacist	Assistant pharmacist	Lay counselors	Linkage officers	Adherence club facilitators	Data capturer	Cleaner	General assist
Mogwase CHC		1.0	1.0	1.0	1.0		1.0	1.0	1.0	1.0	1.0	
Unit 9 CHC	1.0	1.0	1.0	1.0	1.0	1.0		1.0	1.0	1.0		
Jouberton CHC	1.0				1.0	1.0		1.0	1.0	1.0	1.0	1.0
Grace Mokgomo CHC		1.0		1.0	1.0	1.0		1.0		1.0	1.0	
Hebron Clinic	1.0	1.0	1.0	1.0		1.0		1.0			1.0	
Lonely Park Clinic		1.0	1.0	1.0				1.0		1.0	1.0	1.0
Potchefstroom Clinic	1.0	1.0	1.0	1.0		1.0					1.0	1.0
Bapong CHC			1.0	1.0						1.0	1.0	1.0
Lethabile CHC		1.0	1.0	1.0		1.0					1.0	
Montshioa Stadt CHC	1.0	1.0	1.0	1.0				1.0				

Clinic Conditions

In some cases, clinics monitored through Ritshidze are found to be in a bad condition, with buildings that are dirty or in disrepair, and toilets that are either dysfunctional, unclean or without soap or toilet paper. At other times clinics are too small to meet the needs of patients and more space is required for people to wait, or to provide medical care, or for filing systems or storage. It is important that clinics have enough space and are maintained in a good condition to provide a clean, safe and effective environment to meet the needs of both patients and staff.

Concerns with the Condition of Building:

Total Observations: 4

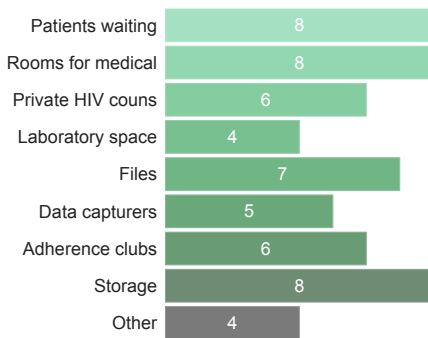


Facility Results

Facility	Broken or cracked roof, walls or floor	Broken windows or doors	Other
Boitekong Clinic	1.0	1.0	
Park Street Clinic	1.0	1.0	
Grace Mkgomo CHC			1.0
Jouberton CHC	1.0		

What do you need more space for?

Facility Responses: 12

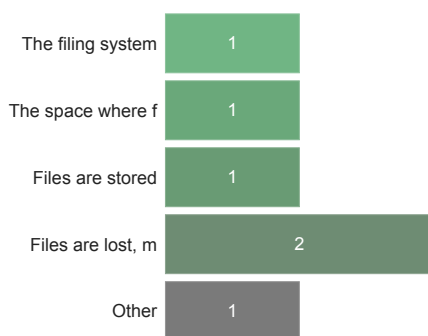


Facility Results

Facility	Patients waiting space	Rooms for medical care	Private HIV counseling or testing	Laboratory space	Files	Data capturers	Adherence clubs	Storage	Other
Unit 9 CHC	1.0	1.0	1.0	1.0	1.0	1.0	1.0	1.0	
Tlhabane CHC	1.0	1.0	1.0		1.0	1.0		1.0	1.0
Boitekong Clinic		1.0	1.0		1.0			1.0	1.0
Park Street Clinic	1.0	1.0		1.0			1.0		1.0
Potchefstroom Clinic	1.0	1.0	1.0		1.0		1.0		
Bafokeng CHC	1.0	1.0			1.0			1.0	
Grace Mkgomo CHC			1.0		1.0		1.0	1.0	
Lonely Park Clinic		1.0			1.0		1.0	1.0	
Mogwase CHC	1.0	1.0				1.0	1.0		
Montshioa Stadt CHC			1.0	1.0		1.0		1.0	

What is in bad condition? Please select all that apply:

Total Observations: 2



Facility Results

Facility	The filing system is messy	The space where files are stored is too small	Files are stored where patients can access them	Files are lost, missing or misplaced	Other
Boitekong Clinic	1.0	1.0	1.0	1.0	
Bapong CHC				1.0	1.0

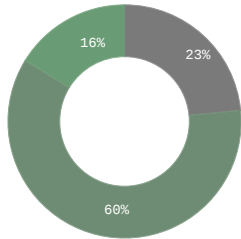
Access to Medicines and Shortages/Stockouts

Stockouts and shortages of ARVs, TB medicines, contraceptives and other medicines cause disruption, confusion, cost, and can detrimentally affect treatment adherence. Where stockouts and shortages are revealed through monitoring — especially where people are sent home empty handed — these need to be urgently addressed.

Any Patients left without the Medicine due to Shortage

Patient Responses: 345

Yes:	23%
No:	60%
Dont know:	16%



Provincial Score*

28%

Comparison Results

National Average:	12%
Best Provincial Result:	6%
Worst Provincial Result:	41%

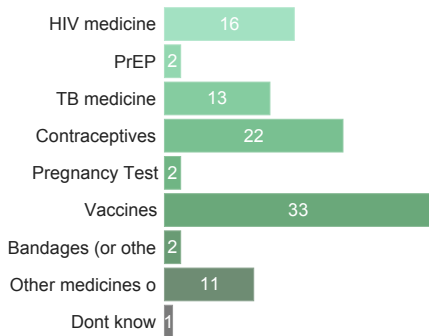
* Percent of survey responses responding "Yes" (excluding "Don't Know") **LOWER scores are better.**

Facility Results (5 Best/Worst)

Grace Mokgomo CHC	0
Potchefstroom Clinic	0
Hebron Clinic	7
Lethabile CHC	12
Tlhabane CHC	17
.....	--
Montshioa Stadt CHC	41
Jouberton CHC	41
Unit 9 CHC	47
Bafokeng CHC	55
Boitekong Clinic	56

Patient Reports of Medicine Shortage(s)

Patient Responses: 81

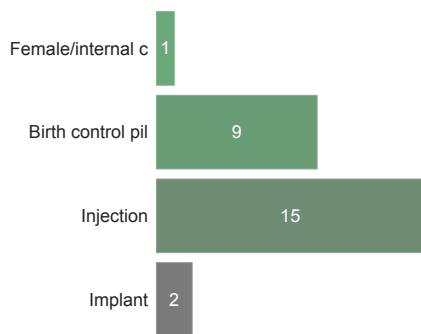


Facility Results

	HIV medicine	PrEP	TB medicine	Contraceptives	Pregnancy Test	Vaccines	Bandages (or other dry stock)	Other medicines or tests	Dont know
Bafokeng CHC	2.0	2.0	1.0	4.0	2.0	4.0	2.0	3.0	
Mogwase CHC	1.0			1.0		2.0		2.0	
Unit 9 CHC	1.0		5.0	3.0		8.0			
Bapong CHC	3.0		1.0					1.0	
Jouberton CHC	5.0			1.0				1.0	
Lonely Park Clinic			1.0	4.0		4.0			
Montshioa Stadt CHC			4.0	7.0		5.0			
Boitekong Clinic						10.0		1.0	
Lethabile CHC	2.0							1.0	1.0
Park Street Clinic	2.0		1.0						

Contraception shortage(s)

Patient Responses: 22

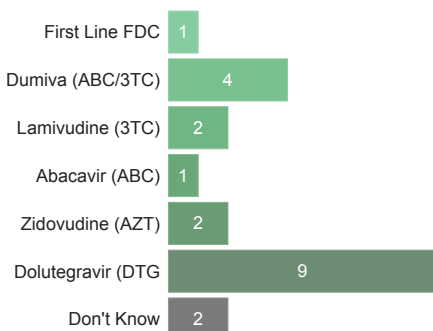


Facility Results

	Female/internal condoms	Birth control pill	Injection	Implant
Bafokeng CHC	1.0	4.0		2.0
Jouberton CHC		1.0	1.0	
Montshioa Stadt CHC		1.0	7.0	
Lonely Park Clinic			4.0	
Mogwase CHC		1.0		
Tlhabane CHC		2.0		
Unit 9 CHC			3.0	

HIV medication shortage(s)

Patient Responses: 16



Facility Results

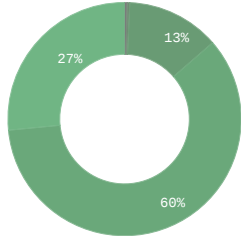
	First Line FDC	Dumiva (ABC/3TC)	Lamivudine (3TC)	Abacavir (ABC)	Zidovudine (AZT)	Dolutegravir (DTG)	Don't Know
Jouberton CHC	1.0	1.0		1.0		5.0	
Bafokeng CHC			1.0		2.0		
Park Street Clinic		2.0				1.0	
Bapong CHC						2.0	1.0
Lethabile CHC			1.0				1.0
Mogwase CHC		1.0					
Unit 9 CHC						1.0	

ARV Collection and Access

Currently many people in South Africa who could benefit from HIV treatment are not, with many people who are living with HIV not on treatment – either never having known their HIV status, or having started on treatment then disengaged from care. To ensure we get more people to start and importantly stay on treatment, it is critical to ensure that ARV collection is as quick and easy as possible. As such efforts should be made to support PLHIV with suppressed viral loads to receive extended ARV refills and be enrolled in a repeat prescription strategy (including external/internal pick up points or adherence clubs).

Length of HIV medicine refill?

1 week:	0%
3 weeks:	0%
1 month:	13%
2 months:	60%
3 months:	27%



Provincial Score*

2.13

Comparison Results

National Average:	2.17
Best Provincial Result:	2.32
Worst Provincial Result:	1.54

* Scores based on average point value of each response with a maximum score of 6 and a minimum score of 0.25. **HIGHER scores are better.**

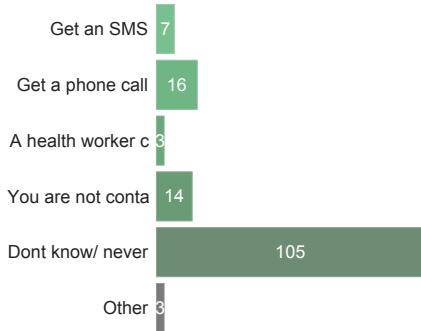
Patient Responses: 279

Facility Results (5 Best/Worst)

Potchefstroom Clinic	2.94
Grace Mokgomo CHC	2.68
Park Street Clinic	2.56
Lethabile CHC	2.55
Hebron Clinic	2.41
.....	--
Montshioa Stadt CHC	2.0
Unit 9 CHC	2.0
Tlhabane CHC	1.95
Bapong CHC	1.11
Boitekong Clinic	1.0

When Patients Miss a Visit to Collect ARVs:

Patient Responses: 142

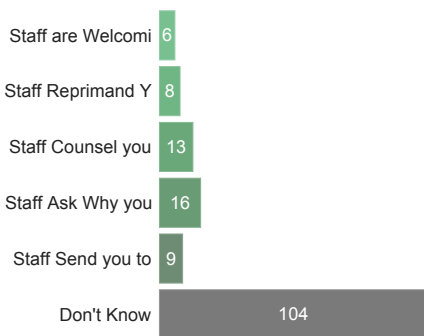


Facility Results

Facility Results	Get an SMS	Get a phone call	A health worker comes to your house	You are not contacted by the clinic	Dont know/ never missed a visit	Other
Grace Mokgomo CHC				1.0	10.0	
Jouberton CHC				4.0	14.0	
Park Street Clinic				1.0	11.0	
Tlhabane CHC	1.0			3.0	5.0	
Bafokeng CHC	2.0	3.0		2.0	11.0	1.0
Mogwase CHC		3.0		1.0	11.0	
Bapong CHC	1.0	6.0		2.0	9.0	1.0
Boitekong Clinic	1.0	2.0			13.0	
Hebron Clinic			1.0		4.0	
Lethabile CHC	2.0	2.0	2.0		5.0	

When a patient misses a visit, what happens the next time the patients comes to collect ARVs?

Patient Responses: 141



Facility Results

Facility Results	Staff are Welcoming Back	Staff Reprimand You	Staff Counsel You on Adherence	Staff Ask Why you Missed Appt	Staff Send you to Back of Queue	Don't Know
Tlhabane CHC	1.0	3.0		1.0		5.0
Bapong CHC		3.0	2.0	4.0	3.0	10.0
Boitekong Clinic				3.0	2.0	11.0
Lethabile CHC	2.0				1.0	5.0
Bafokeng CHC	2.0	1.0	3.0	4.0	3.0	11.0
Jouberton CHC		1.0	3.0			14.0
Grace Mokgomo CHC			2.0			10.0
Hebron Clinic				1.0		4.0
Mogwase CHC	1.0		1.0	3.0		11.0
Park Street Clinic			1.0			11.0

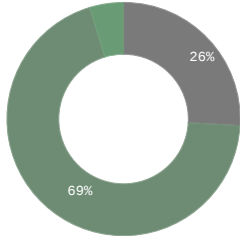
Adherence Clubs

Adherence clubs should simplify and adapt HIV services to both serve the needs of people living with HIV better and reduce unnecessary burdens on the health system. Adherence clubs provide space to get much-needed treatment literacy information and support PLHIV to remain adherent to treatment. Yet currently many adherence clubs have been suspended due to the COVID-19 pandemic. This suspension means our sample size for adherence club member responses is at times very low.

If Not in an Adherence Club Already, Are you Aware of Them at this Facility?

Patient Responses: 278

Yes:	26%
No:	69%
Dont know:	5%



Provincial Score* **27%**

Comparison Results

National Average:	36%
Best Provincial Result:	53%
Worst Provincial Result:	10%

* Percent of survey responses responding "Yes" (excluding "Don't Know") **HIGHER scores are better.**

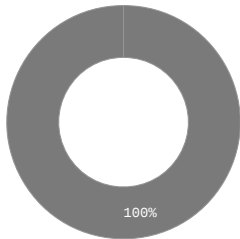
Facility Results (5 Best/Worst)

Potchefstroom Clinic	100
Park Street Clinic	94
Jouberton CHC	86
Grace Mkgomo CHC	83
Hebron Clinic	8
.....	--
Montshioa Stadt CHC	4
Bapong CHC	0
Boitekong Clinic	0
Lonely Park Clinic	0
Unit 9 CHC	0

Does the Adherence Club make HIV medicine pick up faster?

Total Responses: 5

Dont know:	100%
------------	------



Provincial Score* **0%**

Comparison Results

National Average:	90%
Best Provincial Result:	100%
Worst Provincial Result:	0%

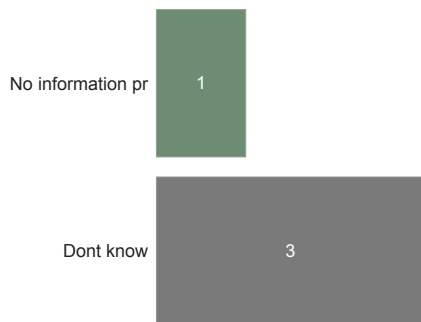
* Percent of survey responses responding "Yes" (excluding "Don't Know") **HIGHER scores are better.**

Facility Results

Lonely Park Clinic	0
Unit 9 CHC	0

Information provided by the Adherence Club

Total Responses: 4



Facility Results

Hebron Clinic	No information provided	Dont know	1.0
Lethabile CHC	No information provided	Dont know	1.0
Montshioa Stadt CHC	1.0	Dont know	1.0

What clinical services are offered at an adherence club meeting?

Total Responses: 2



Facility Results

Hebron Clinic	Dont know	1
Lethabile CHC	Dont know	1

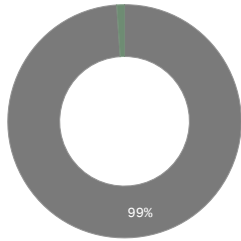
Access to Viral Load Testing / Information

Treatment and viral load literacy improves linkage rates and ART continuity as people living with HIV understand the importance of starting and remaining on treatment effectively. By becoming as informed as possible, PLHIV are empowered to take control of their own health and sex lives. However, sometimes PLHIV report that healthcare workers do not explain the results of viral load test results and at times PLHIV do not understand the benefits of having an undetectable viral load.

Have Patients had a Viral Load Test in the Past Year?

Patient Responses: 279

Yes:	99%
No:	1%



Provincial Score* **99%**

Comparison Results

National Average:	96%
Best Provincial Result:	99%
Worst Provincial Result:	93%

* Percent of survey responses responding "Yes" (excluding "Don't Know") **HIGHER scores are better.**

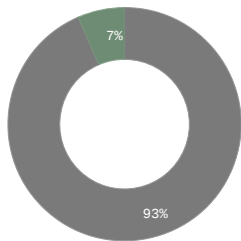
Facility Results (5 Best/Worst)

Bafokeng CHC	100
Bapong CHC	100
Boitekong Clinic	100
Hebron Clinic	100
Lethabile CHC	100
.....	--
Grace Mokgomo CHC	100
Jouberton CHC	100
Park Street Clinic	100
Potchefstroom Clinic	100
Tlhabane CHC	80

Did a Health Worker Explain the Viral Load Test Result?

Patient Responses: 276

Yes:	93%
No:	7%



Provincial Score* **93%**

Comparison Results

National Average:	85%
Best Provincial Result:	93%
Worst Provincial Result:	78%

* Percent of survey responses responding "Yes" (excluding "Don't Know") **HIGHER scores are better.**

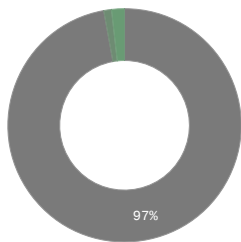
Facility Results (5 Best/Worst)

Boitekong Clinic	100
Hebron Clinic	100
Mogwase CHC	100
Lonely Park Clinic	100
Montshioa Stadt CHC	100
.....	--
Grace Mokgomo CHC	89
Bafokeng CHC	88
Lethabile CHC	88
Jouberton CHC	76
Park Street Clinic	75

Treatment Literacy: Do Patients Understand Viral Load and their Health?

Patient Responses: 279

Yes:	97%
No:	1%
Dont know:	2%



Provincial Score* **0.97**

Comparison Results

National Average:	0.83
Best Provincial Result:	0.97
Worst Provincial Result:	0.78

* Scores based on average point value of each response with a maximum score of 1 and a minimum score of 0. **HIGHER scores are better.**

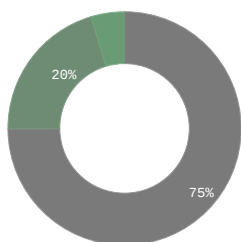
Facility Results (5 Best/Worst)

Boitekong Clinic	1.0
Hebron Clinic	1.0
Mogwase CHC	1.0
Lonely Park Clinic	1.0
Montshioa Stadt CHC	1.0
.....	--
Potchefstroom Clinic	1.0
Bafokeng CHC	0.94
Lethabile CHC	0.94
Bapong CHC	0.89
Tlhabane CHC	0.73

Treatment Literacy: Do Patients Understand Viral Load and Transmission?

Patient Responses: 279

Yes:	75%
No:	20%
Dont know:	5%



Provincial Score* **0.75**

Comparison Results

National Average:	0.67
Best Provincial Result:	0.75
Worst Provincial Result:	0.62

* Scores based on average point value of each response with a maximum score of 1 and a minimum score of 0. **HIGHER scores are better.**

Facility Results (5 Best/Worst)

Boitekong Clinic	1.0
Mogwase CHC	1.0
Grace Mokgomo CHC	1.0
Jouberton CHC	1.0
Park Street Clinic	1.0
.....	--
Tlhabane CHC	0.73
Unit 9 CHC	0.6
Lonely Park Clinic	0.55
Hebron Clinic	0.41
Montshioa Stadt CHC	0.21

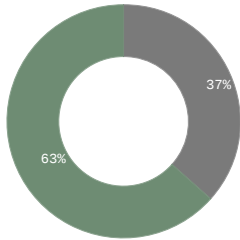
Index Testing

Index testing (aka Assisted Partner Notification Services or Contact Tracing) can help identify PLHIV earlier, get them access treatment to protect their health and interrupt onward transmission of HIV. However, if implemented poorly, index testing can cause harm to individuals, undermine their rights to consent, privacy, and confidentiality, it erodes trust in healthcare providers, and can put individuals at risk of violence. This is extremely important in the context of South Africa with a well-documented epidemic of gender-based violence. HIV diagnosis increases the risk of intimate partner violence (IPV). Improperly conducted or pressured participation in index testing exacerbates these risks. In order to be conducted safely, index testing must always be voluntary and there must always be screening to assess the risk of IPV. Where violence or risk of violence is reported, those partners should never be contacted. Instead people should be offered IPV services on site or by referral. Adverse-event monitoring systems must be in place to ensure clients are supported if they do experience any harms.

Have Patients been Asked to Participate in Index Testing?

Patient Responses: 279

Yes: 37%
No: 63%



Provincial Score* **37%**

Comparison Results

National Average: 67%
Best Provincial Result: 81%
Worst Provincial Result: 37%

* Percent of survey responses responding "Yes" (excluding "Don't Know") **HIGHER scores are better.**

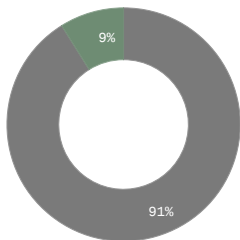
Facility Results (5 Best/Worst)

Grace Mokgomo CHC	100
Jouberton CHC	100
Park Street Clinic	100
Potchefstroom Clinic	100
Hebron Clinic	94
.....	--
Boitekong Clinic	0
Mogwase CHC	0
Tlhabane CHC	0
Lonely Park Clinic	0
Unit 9 CHC	0

Did a Health Worker Tell You You can Refuse to Participate in Index Testing?

Patient Responses: 101

Yes: 91%
No: 9%



Provincial Score* **90%**

Comparison Results

National Average: 81%
Best Provincial Result: 92%
Worst Provincial Result: 61%

* Percent of survey responses responding "Yes" (excluding "Don't Know") **HIGHER scores are better.**

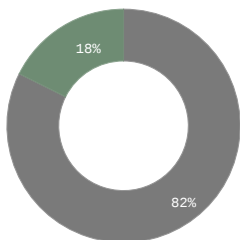
Facility Results

Montshioa Stadt CHC	100
Grace Mokgomo CHC	100
Jouberton CHC	100
Park Street Clinic	100
Potchefstroom Clinic	100
Lethlabile CHC	70
Hebron Clinic	62
Bafokeng CHC	0

Did the healthcare worker ask you about your risk of gender-based violence from your partner(s)?

Patient Responses: 102

Yes: 82%
No: 18%



Provincial Score* **82%**

Comparison Results

National Average: 75%
Best Provincial Result: 89%
Worst Provincial Result: 52%

* Percent of survey responses responding "Yes" (excluding "Don't Know") **HIGHER scores are better.**

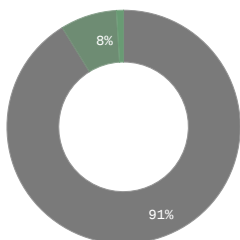
Facility Results

Bafokeng CHC	100
Grace Mokgomo CHC	100
Jouberton CHC	100
Park Street Clinic	100
Potchefstroom Clinic	94
Lethlabile CHC	40
Hebron Clinic	38
Montshioa Stadt CHC	0

Did the healthcare worker provide you with information on available gender-based violence services?

Patient Responses: 102

Yes: 91%
No: 8%
Dont know: 1%



Provincial Score* **92%**

Comparison Results

National Average: 72%
Best Provincial Result: 92%
Worst Provincial Result: 56%

* Percent of survey responses responding "Yes" (excluding "Don't Know") **HIGHER scores are better.**

Facility Results

Bafokeng CHC	100
Montshioa Stadt CHC	100
Grace Mokgomo CHC	100
Jouberton CHC	100
Park Street Clinic	100
Potchefstroom Clinic	100
Hebron Clinic	69
Lethlabile CHC	67

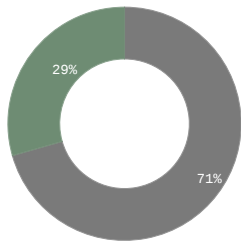
TB Infection Control

Six simple interventions are at the heart of how clinics can be part of turning the tide on TB infection — a disease that still kills close to 60,000 people a year in South Africa, according to the World Health Organization (WHO). By following a checklist of good practice, clinics can be safer for patients and staff. The six measures are: ensuring enough room and space for patients to wait without overcrowding; keeping windows open; ensuring there are TB information posters prominently displayed; reducing clinic waiting times to less than an average of an hour and 15 minutes; screening all arriving patients for TB symptoms; and separating patients who are coughing on arrival at the clinic. Previously there was a seventh item on the checklist. It was for people who are coughing to be given a mask to wear on arrival. However, since the onset of COVID-19, everyone has to by law be wearing a mask in a public place such as a clinic.

Enough room in the waiting area?

Total Observations: 17

Yes: 71%
No: 29%



Provincial Score* **71%**

Comparison Results

National Average: 48%
Best Provincial Result: 71%
Worst Provincial Result: 26%

* Percent of survey responses responding "Yes" (excluding "Don't Know") **HIGHER scores are better.**

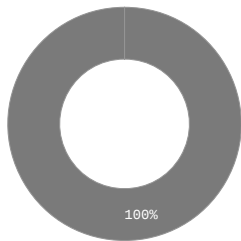
Facility Results (5 Best/Worst)

Bapong CHC	100
Lethlabile CHC	100
Tlhabane CHC	100
Lonely Park Clinic	100
Montshioa Stadt CHC	100
.....	--
Unit 9 CHC	50
Bafokeng CHC	0
Boitekong Clinic	0
Hebron Clinic	0
Mogwase CHC	0

Were the Facility Windows Open?

Total Observations: 17

Yes: 100%



Provincial Score* **100%**

Comparison Results

National Average: 96%
Best Provincial Result: 100%
Worst Provincial Result: 90%

* Percent of survey responses responding "Yes" (excluding "Don't Know") **HIGHER scores are better.**

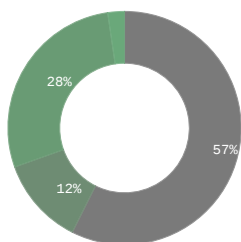
Facility Results (5 Best/Worst)

Bafokeng CHC	100
Bapong CHC	100
Boitekong Clinic	100
Hebron Clinic	100
Lethlabile CHC	100
.....	--
Unit 9 CHC	100
Grace Mokgomo CHC	100
Jouberton CHC	100
Park Street Clinic	100
Potchefstroom Clinic	100

Are people being asked for TB symptoms?

Patient Responses: 345

Yes: 57%
Only sometimes: 12%
No: 28%
Dont know: 2%



Provincial Score* **59%**

Comparison Results

National Average: 62%
Best Provincial Result: 76%
Worst Provincial Result: 31%

* Percent of survey responses responding "Yes" (excluding "Don't Know") **HIGHER scores are better.**

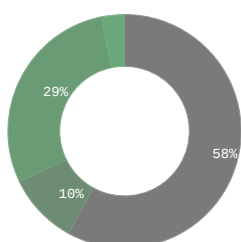
Facility Results (5 Best/Worst)

Lonely Park Clinic	100
Montshioa Stadt CHC	100
Grace Mokgomo CHC	100
Jouberton CHC	100
Park Street Clinic	100
.....	--
Bafokeng CHC	11
Mogwase CHC	6
Hebron Clinic	4
Bapong CHC	0
Boitekong Clinic	0

Are people who are coughing in a separate room?

Patient Responses: 345

Yes: 58%
Only sometimes: 10%
No: 29%
Dont know: 3%



Provincial Score* **60%**

Comparison Results

National Average: 52%
Best Provincial Result: 60%
Worst Provincial Result: 26%

* Percent of survey responses responding "Yes" (excluding "Don't Know") **HIGHER scores are better.**

Facility Results (5 Best/Worst)

Lonely Park Clinic	100
Montshioa Stadt CHC	100
Grace Mokgomo CHC	100
Jouberton CHC	100
Park Street Clinic	100
.....	--
Bafokeng CHC	15
Mogwase CHC	6
Hebron Clinic	5
Bapong CHC	0
Boitekong Clinic	0