

Facility Hours and Waiting Times

Often public healthcare users experience long waiting times — spending hours at each visit to the clinic. This simply does not work well for most people, particularly working people and those in school. Having people living with HIV spend an extended time at a clinic, simply to collect ART refills, increases the risk of that person disengaging from care.

Time Patients Spend at the Facility?

Patient Responses: 175

Amount of time spent: **6:NaN**

Comparison Results

National Average:	4:58
Province Average:	5:25
Best District Result:	3:36
Worst District Result:	7:55

Facility Results (5 Best/Worst)

Nontyatyambo CHC	4:29
Fezeka NU 3 Clinic	5:14
Grey Gateway Clinic	5:14
Greenfields Clinic	5:30
Luyolo NU 9 Clinic	5:32
.....	--
Empilweni Gompo CHC	6:00
Philani NU 1 Clinic	6:40
Duncan Village CHC	6:55
Zanempilo Clinic (East London)	7:31
Gompo C Jabavu Clinic	7:32

Earliest Patient Arrival Time

Patient Responses: 172

Earliest arrival time: **5:NaN**

Comparison Results

National Average:	5:26
Province Average:	5:31
Best District Result:	7:54
Worst District Result:	4:18

Facility Results (5 Best/Worst)

Gompo C Jabavu Clinic	5:58
Central Clinic (East London)	5:52
Fezeka NU 3 Clinic	5:52
Grey Gateway Clinic	5:52
Nontyatyambo CHC	5:45
.....	--
Philani NU 1 Clinic	5:30
Zanempilo Clinic (East London)	5:22
Duncan Village CHC	5:15
Greenfields Clinic	5:12
Empilweni Gompo CHC	4:30

How Safe is the Facility to Wait Before it Opens?

Patient Responses: 127

Very Unsafe:	71%
Unsafe:	10%
Neither Safe or Unsafe:	11%
Safe:	2%
Very Safe:	6%
Dont know:	0%

District Score*

1.62

Comparison Results

National Average:	2.92
Province Average:	2.24
Best District Result:	4.54
Worst District Result:	1.00

* Scores based on average of all survey responses with a maximum score of 5 and a minimum score of 1. **HIGHER scores are better.**

Facility Results

Philani NU 1 Clinic	5.00
Nontyatyambo CHC	2.27
Zanempilo Clinic (East London)	2.00
Gompo C Jabavu Clinic	1.77
Luyolo NU 9 Clinic	1.48
Grey Gateway Clinic	1.36
Fezeka NU 3 Clinic	1.31
Central Clinic (East London)	1.20
Greenfields Clinic	1.00

Are the Queues at the Facility Long?

Patient Responses: 179

Yes:	90%
No:	10%
Dont know:	0%

District Score*

90%

Comparison Results

National Average:	81%
Province Average:	86%
Best District Result:	46%
Worst District Result:	100%

* Percent of survey responses responding undefined (excluding "Don't Know"). **LOWER scores are better.**

Facility Results (5 Best/Worst)

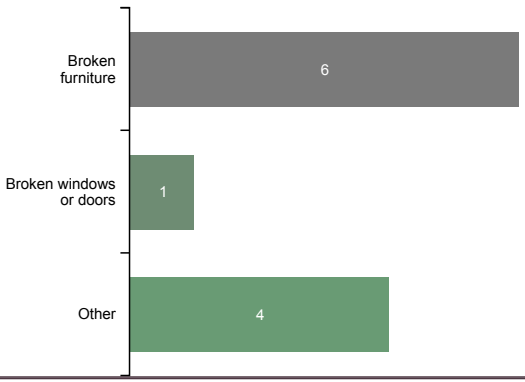
Duncan Village CHC	74%
Grey Gateway Clinic	76%
Central Clinic (East London)	86%
Zanempilo Clinic (East London)	87%
Gompo C Jabavu Clinic	88%
.....	--
Fezeka NU 3 Clinic	100%
Greenfields Clinic	100%
Luyolo NU 9 Clinic	100%
Nontyatyambo CHC	100%
Philani NU 1 Clinic	100%

Clinic Conditions

In some cases, clinics monitored through Ritshidze are found to be in a bad condition, with buildings that are dirty or in disrepair, and toilets that are either dysfunctional, unclean or without soap or toilet paper. At other times clinics are too small to meet the needs of patients and more space is required for people to wait, or to provide medical care, or for filing systems or storage. It is important that clinics have enough space and are maintained in a good condition to provide a clean, safe and effective environment to meet the needs of both patients and staff.

Concerns with the Condition of Building:

Total Observations:9

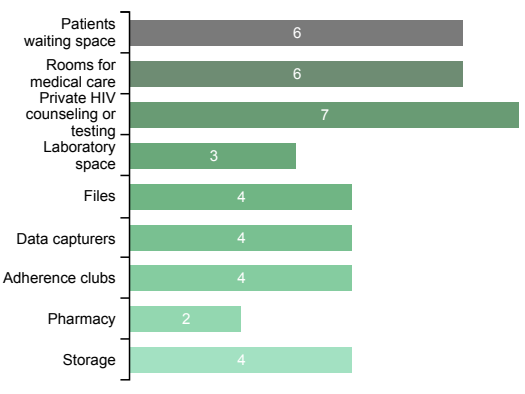


Facility Results

Facility	Broken furniture	Broken windows or doors	Other
Central Clinic (East London)	4		1
Luyolo NU 9 Clinic	1	1	
Duncan Village CHC			1
Fezeka NU 3 Clinic	1		
Greenfields Clinic			1
Philani NU 1 Clinic			1

What do you need more space for?

Facility Responses:8

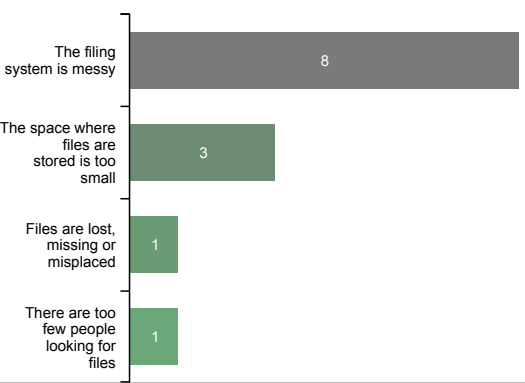


Facility Results

Facility	Patients waiting space	Rooms for medical care	Private HIV counseling or testing	Laboratory space	Files	Data capturers	Adherence clubs	Pharmacy	Storage
Duncan Village CHC	1	1	1	1	1	1	1	1	1
Fezeka NU 3 Clinic	1	1	1	1				1	1
Nontyatambo CHC	1	1	1	1	1				
Grey Gateway Clinic	1	1			1	1	1		
Empilweni Gompo CHC	1	1	1						1
Zanempilo Clinic (East London)		1	1		1	1			
Central Clinic (East London)	1		1				1		
Gompo C. Jabavu Clinic			1			1			1

What is in bad condition? Please select all that apply:

Total Observations:10



Facility Results

Facility	The filing system is messy	The space where files are stored is too small	Files are lost, missing or misplaced	There are too few people looking for files
Duncan Village CHC		1		7
Greenfields Clinic	1	1		
Philani NU 1 Clinic	1	1		
Central Clinic (East London)	4			
Luyolo NU 9 Clinic	1			
Nontyatambo CHC	1			
Zanempilo Clinic (East London)			1	



Buffalo City District Monitoring Report

Eastern Cape: 2021 Q1

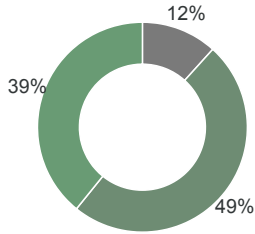
Access to Medicines and Shortages/Stockouts

Stockouts and shortages of ARVs, TB medicines, contraceptives and other medicines cause disruption, confusion, cost, and can detrimentally affect treatment adherence. Where stockouts and shortages are revealed through monitoring — especially where people are sent home empty handed — these need to be urgently addressed.

Any Patients left without the Medicine due to Shortage

Patient Responses: 171

Yes: 12%
No: 49%
Dont know: 39%



District Score*

18%

Comparison Results

National Average: 15%
Province Average: 17%
Best District Result: 0%
Worst District Result: 82%

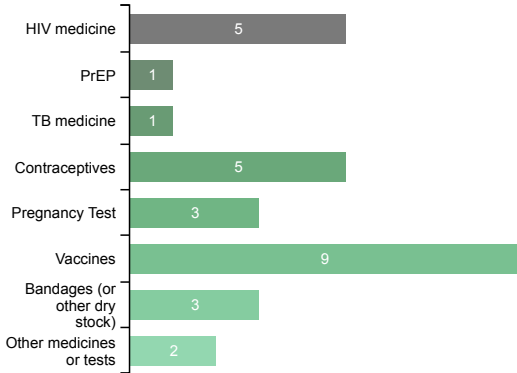
* Percent of survey responses responding undefined (excluding "Don't Know"). **LOWER scores are better.**

Facility Results (5 Best/Worst)

Empilweni Gompo CHC	0%
Fezeka NU 3 Clinic	0%
Greenfields Clinic	0%
Grey Gateway Clinic	0%
Luyolo NU 9 Clinic	0%
.....	--
Zanempilo Clinic (East London)	18%
Central Clinic (East London)	22%
Philani NU 1 Clinic	33%
Duncan Village CHC	38%
Gompo C Jabavu Clinic	55%

Patient Reports of Medicine Shortage(s)

Patient Responses: 19

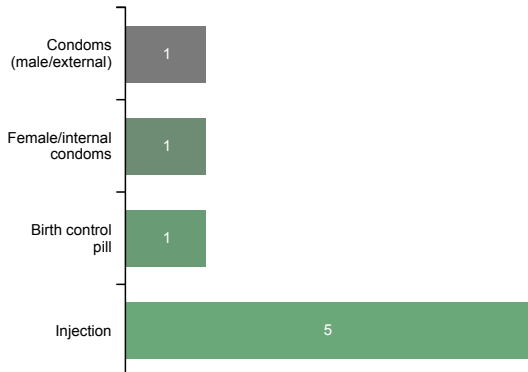


Facility Results

Facility	HIV medicine	PrEP	TB medicine	Contraceptives	Pregnancy Test	Vaccines	Bandages (or other dry stock)	Other medicines or tests
Duncan Village CHC		1		1	2	3	2	
Central Clinic (East London)	2		1			4		
Gompo C Jabavu Clinic	2			2			1	1
Zanempilo Clinic (East London)	1			2	1	2		
Philani NU 1 Clinic								1

Contraception shortage(s)

Patient Responses: 5

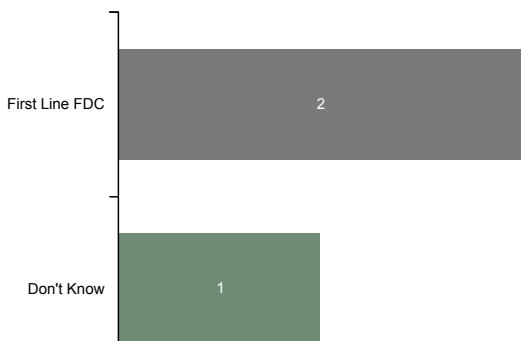


Facility Results

Facility	Condoms (male/external)	Female/internal condoms	Birth control pill	Injection
Zanempilo Clinic (East London)	1	1	1	2
Duncan Village CHC				1
Gompo C Jabavu Clinic				2

HIV medication shortage(s)

Patient Responses: 3



Facility Results

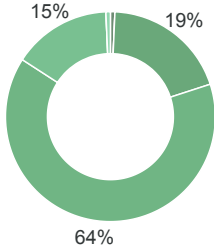
Facility	First Line FDC	Don't Know
Central Clinic (East London)		1
Gompo C Jabavu Clinic	2	

ARV Collection and Access

Currently many people in South Africa who could benefit from HIV treatment are not, with many people who are living with HIV not on treatment – either never having known their HIV status, or having started on treatment then disengaged from care. To ensure we get more people to start and importantly stay on treatment, it is critical to ensure that ARV collection is as quick and easy as possible. As such efforts should be made to support PLHIV with suppressed viral loads to receive extended ARV refills and be enrolled in a repeat prescription strategy (including external/internal pick up points or adherence clubs).

Length of HIV medicine refill?

1 week:	0%
2 weeks:	1%
3 weeks:	0%
1 month:	19%
2 months:	64%
3 months:	15%
6 months:	0%
Dont know:	1%



District Score*

1.95

Comparison Results

National Average:	2.03
Province Average:	1.86
Best District Result:	2.39
Worst District Result:	1.56

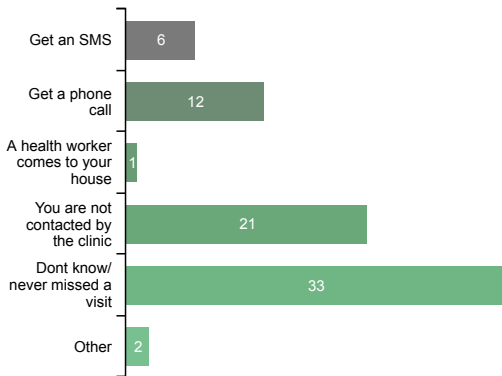
* Scores based on average point value of each response with a maximum score of 6 and a minimum score of 0. **HIGHER scores are better.**

Facility Results (5 Best/Worst)

Grey Gateway Clinic	2.33
Fezeka NU 3 Clinic	2.13
Luyolo NU 9 Clinic	2.07
Nontyatyambo CHC	2.06
Duncan Village CHC	2.00
.....	--
Zanempilo Clinic (East London)	1.63
Gompo C Jabavu Clinic	1.60
Empilweni Gompo CHC	1.50
Philani NU 1 Clinic	1.50
Greenfields Clinic	1.33

When Patients Miss a Visit to Collect ARVs:

Patient Responses: 74

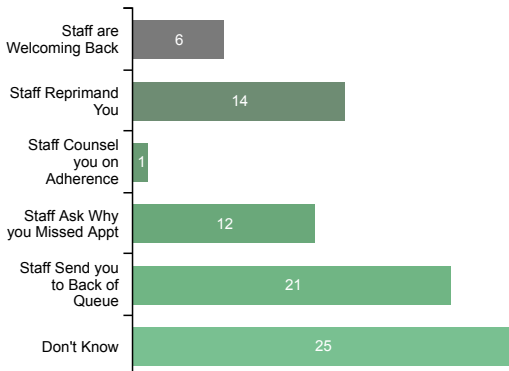


Facility Results

	Get an SMS	Get a phone call	A health worker comes to your house	You are not contacted by the clinic	Dont know/ never missed a visit	Other
Philani NU 1 Clinic				1	1	
Zanempilo Clinic (East London)		1		5	8	
Gompo C Jabavu Clinic		1	1	6	7	
Fezeka NU 3 Clinic		2		5	4	
Empilweni Gompo CHC	1			1		
Duncan Village CHC	2	2		1	5	
Central Clinic (East London)	1	3			7	2
Grey Gateway Clinic		1				
Luyolo NU 9 Clinic	2	1				
Nontyatyambo CHC		1				

When a patient misses a visit, what happens the next time the patients comes to collect ARVs?

Patient Responses: 73



Facility Results

	Staff are Welcoming Back	Staff Reprimand You	Staff Counsel you on Adherence	Staff Ask Why you Missed Appt	Staff Send you to Back of Queue	Don't Know
Grey Gateway Clinic		1				
Philani NU 1 Clinic					1	1
Zanempilo Clinic (East London)	1				5	8
Fezeka NU 3 Clinic		4			3	6
Central Clinic (East London)	1	7			3	1
Gompo C Jabavu Clinic				4	5	7
Luyolo NU 9 Clinic	1	1		1	1	
Nontyatyambo CHC		1	1			
Duncan Village CHC	3					7
Empilweni Gompo CHC				1		1

Adherence Clubs

Adherence clubs should simplify and adapt HIV services to both serve the needs of people living with HIV better and reduce unnecessary burdens on the health system. Adherence clubs provide space to get much-needed treatment literacy information and support PLHIV to remain adherent to treatment. Yet currently many adherence clubs have been suspended due to the COVID-19 pandemic. This suspension means our sample size for adherence club member responses is at times very low.

If Not in an Adherence Club Already, Are you Aware of Them at this Facility?

Patient Responses: 141

Yes:	33%
No:	59%
Dont know:	9%

District Score* **36%**

Comparison Results

National Average:	35%
Province Average:	35%
Best District Result:	91%
Worst District Result:	1%

* Percent of survey responses responding undefined (excluding "Don't Know"). **HIGHER scores are better.**

Facility Results (5 Best/Worst)

Nontyatambo CHC	100%
Duncan Village CHC	70%
Grey Gateway Clinic	67%
Central Clinic (East London)	31%
Luyolo NU 9 Clinic	24%
.....	--
Gompo C Jabavu Clinic	8%
Empilweni Gompo CHC	0%
Fezeka NU 3 Clinic	0%
Greenfields Clinic	0%
Philani NU 1 Clinic	0%

Does the Adherence Club make HIV medicine pick up faster?

Total Responses: 6

Yes:	67%
No:	0%
Dont know:	33%

District Score* **100%**

Comparison Results

National Average:	94%
Province Average:	98%
Best District Result:	100%
Worst District Result:	0%

* Percent of survey responses responding undefined (excluding "Don't Know"). **HIGHER scores are better.**

Facility Results

Duncan Village CHC	100%
Nontyatambo CHC	100%

Information provided by the Adherence Club

Total Responses: 5

Side effects of medicines	3
Why patients should adhere to their ARVs	4
Different medicine options such as new drugs (ex. Doloutegravir)	1
Dont know	1

Facility Results

	Side effects of medicines	Why patients should adhere to their ARVs	Different medicine options such as new drugs (ex. Doloutegravir)	Dont know
Fezeka NU 3 Clinic				1
Duncan Village CHC	2	3		
Nontyatambo CHC	1	1	1	

What clinical services are offered at an adherence club meeting?

Total Responses: 6

ARV collection	4
Basic clinical check up	2
Referral for mental health services or psycho-social support	2
Dont know	2

Facility Results

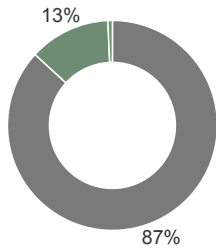
	ARV collection	Basic clinical check up	Referral for mental health services or psycho-social support	Dont know
Grey Gateway Clinic				1
Fezeka NU 3 Clinic				1
Nontyatambo CHC	1	1	2	
Duncan Village CHC	3	1		

Access to Viral Load Testing / Information

Treatment and viral load literacy improves linkage rates and ART continuity as people living with HIV understand the importance of starting and remaining on treatment effectively. By becoming as informed as possible, PLHIV are empowered to take control of their own health and sex lives. However, sometimes PLHIV report that healthcare workers do not explain the results of viral load test results and at times PLHIV do not understand the benefits of having an undetectable viral load.

Have Patients had a Viral Load Test in the Past Year?

Yes:	87%
No:	13%
Dont know:	1%



District Score* **87%**

Comparison Results

National Average:	94%
Province Average:	91%
Best District Result:	100%
Worst District Result:	71%

* Percent of survey responses responding undefined (excluding "Don't Know"). **HIGHER scores are better.**

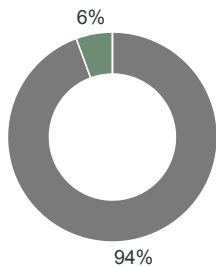
Patient Responses: 144

Facility Results (5 Best/Worst)

Empilweni Gompo CHC	100%
Gompo C Jabavu Clinic	100%
Greenfields Clinic	100%
Luyolo NU 9 Clinic	97%
Nontyatyambo CHC	94%
.....	--
Grey Gateway Clinic	93%
Zanempilo Clinic (East London)	93%
Fezeka NU 3 Clinic	71%
Central Clinic (East London)	53%
Philani NU 1 Clinic	0%

Did a Health Worker Explain the Viral Load Test Result?

Yes:	94%
No:	6%
Dont know:	0%



District Score* **94%**

Comparison Results

National Average:	77%
Province Average:	72%
Best District Result:	98%
Worst District Result:	34%

* Percent of survey responses responding undefined (excluding "Don't Know"). **HIGHER scores are better.**

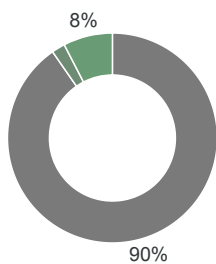
Patient Responses: 125

Facility Results (5 Best/Worst)

Duncan Village CHC	100%
Empilweni Gompo CHC	100%
Gompo C Jabavu Clinic	100%
Greenfields Clinic	100%
Luyolo NU 9 Clinic	100%
.....	--
Nontyatyambo CHC	100%
Grey Gateway Clinic	93%
Zanempilo Clinic (East London)	86%
Fezeka NU 3 Clinic	80%
Central Clinic (East London)	78%

Treatment Literacy: Do Patients Understand Viral Load and their Health?

Yes:	90%
No:	2%
Dont know:	8%



District Score* **0.90**

Comparison Results

National Average:	0.76
Province Average:	0.72
Best District Result:	0.98
Worst District Result:	0.19

* Scores based on average point value of each response with a maximum score of 1 and a minimum score of 0. **HIGHER scores are better.**

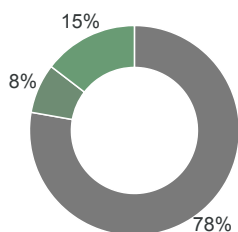
Patient Responses: 145

Facility Results (5 Best/Worst)

Empilweni Gompo CHC	1.00
Fezeka NU 3 Clinic	1.00
Greenfields Clinic	1.00
Grey Gateway Clinic	1.00
Luyolo NU 9 Clinic	1.00
.....	--
Central Clinic (East London)	0.94
Duncan Village CHC	0.93
Zanempilo Clinic (East London)	0.73
Gompo C Jabavu Clinic	0.60
Philani NU 1 Clinic	0.00

Treatment Literacy: Do Patients Understand Viral Load and Transmission?

Yes:	78%
No:	8%
Dont know:	15%



District Score* **0.78**

Comparison Results

National Average:	0.56
Province Average:	0.57
Best District Result:	0.94
Worst District Result:	0.10

* Scores based on average point value of each response with a maximum score of 1 and a minimum score of 0. **HIGHER scores are better.**

Patient Responses: 144

Facility Results (5 Best/Worst)

Empilweni Gompo CHC	1.00
Greenfields Clinic	1.00
Nontyatyambo CHC	1.00
Duncan Village CHC	0.80
Luyolo NU 9 Clinic	0.80
.....	--
Central Clinic (East London)	0.76
Fezeka NU 3 Clinic	0.73
Zanempilo Clinic (East London)	0.73
Gompo C Jabavu Clinic	0.60
Philani NU 1 Clinic	0.00

Index Testing

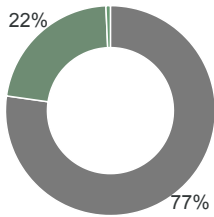
Index testing (aka Assisted Partner Notification Services or Contact Tracing) can help identify PLHIV earlier, get them access treatment to protect their health and interrupt onward transmission of HIV. However, if implemented poorly, index testing can cause harm to individuals, undermine their rights to consent, privacy, and confidentiality, it erodes trust in healthcare providers, and can put individuals at risk of violence. This is extremely important in the context of South Africa with a well-documented epidemic of gender-based violence.

HIV diagnosis increases the risk of intimate partner violence (IPV). Improperly conducted or pressured participation in index testing exacerbates these risks. In order to be conducted safely, index testing must always be voluntary and there must always be screening to assess the risk of IPV. Where violence or risk of violence is reported, those partners should never be contacted. Instead people should be offered IPV services on site or by referral. Adverse-event monitoring systems must be in place to ensure clients are supported if they do experience any harms.

Have Patients been Asked to Participate in Index Testing?

Patient Responses: 145

Yes:	77%
No:	22%
Dont know:	1%



District Score* **78%**

Comparison Results

National Average:	64%
Province Average:	65%
Best District Result:	97%
Worst District Result:	7%

* Percent of survey responses responding undefined (excluding "Don't Know"). **HIGHER scores are better.**

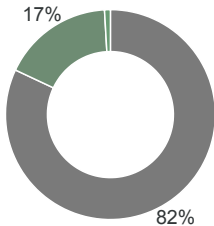
Facility Results (5 Best/Worst)

Empilweni Gompo CHC	100%
Gompo C Jabavu Clinic	100%
Greenfields Clinic	100%
Nontatyambo CHC	94%
Luyolo NU 9 Clinic	87%
.....	--
Fezeka NU 3 Clinic	73%
Zanempilo Clinic (East London)	73%
Duncan Village CHC	67%
Philani NU 1 Clinic	50%
Central Clinic (East London)	35%

Did a Health Worker Tell You You can Refuse to Participate in Index Testing?

Patient Responses: 111

Yes:	82%
No:	17%
Dont know:	1%



District Score* **82%**

Comparison Results

National Average:	72%
Province Average:	62%
Best District Result:	100%
Worst District Result:	0%

* Percent of survey responses responding undefined (excluding "Don't Know"). **HIGHER scores are better.**

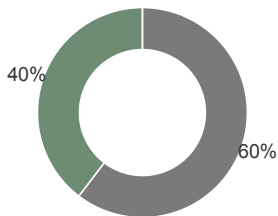
Facility Results (5 Best/Worst)

Duncan Village CHC	100%
Empilweni Gompo CHC	100%
Gompo C Jabavu Clinic	100%
Greenfields Clinic	100%
Philani NU 1 Clinic	100%
.....	--
Nontatyambo CHC	93%
Grey Gateway Clinic	92%
Luyolo NU 9 Clinic	65%
Fezeka NU 3 Clinic	55%
Central Clinic (East London)	33%

Did the healthcare worker ask you about your risk of gender-based violence from your partner(s)?

Patient Responses: 111

Yes:	60%
No:	40%
Dont know:	0%



District Score* **60%**

Comparison Results

National Average:	64%
Province Average:	39%
Best District Result:	100%
Worst District Result:	12%

* Percent of survey responses responding undefined (excluding "Don't Know"). **HIGHER scores are better.**

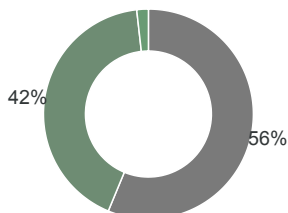
Facility Results (5 Best/Worst)

Empilweni Gompo CHC	100%
Gompo C Jabavu Clinic	100%
Greenfields Clinic	100%
Philani NU 1 Clinic	100%
Zanempilo Clinic (East London)	100%
.....	--
Nontatyambo CHC	60%
Grey Gateway Clinic	58%
Fezeka NU 3 Clinic	45%
Central Clinic (East London)	17%
Luyolo NU 9 Clinic	15%

Did the healthcare worker provide you with information on available gender-based violence services?

Patient Responses: 112

Yes:	56%
No:	42%
Dont know:	2%



District Score* **57%**

Comparison Results

National Average:	60%
Province Average:	47%
Best District Result:	96%
Worst District Result:	0%

* Percent of survey responses responding undefined (excluding "Don't Know"). **HIGHER scores are better.**

Facility Results (5 Best/Worst)

Duncan Village CHC	100%
Empilweni Gompo CHC	100%
Gompo C Jabavu Clinic	100%
Greenfields Clinic	100%
Philani NU 1 Clinic	100%
.....	--
Nontatyambo CHC	57%
Grey Gateway Clinic	50%
Central Clinic (East London)	33%
Luyolo NU 9 Clinic	23%
Fezeka NU 3 Clinic	9%

TB Infection Control

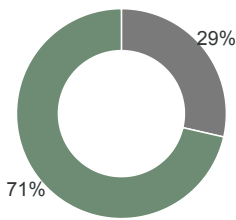
Six simple interventions are at the heart of how clinics can be part of turning the tide on TB infection — a disease that still kills close to 60,000 people a year in South Africa, according to the World Health Organization (WHO). By following a checklist of good practice, clinics can be safer for patients and staff.

The six measures are: ensuring enough room and space for patients to wait without overcrowding; keeping windows open; ensuring there are TB information posters prominently displayed; reducing clinic waiting times to less than an average of an hour and 15 minutes; screening all arriving patients for TB symptoms; and separating patients who are coughing on arrival at the clinic. Previously there was a seventh item on the checklist. It was for people who are coughing to be given a mask to wear on arrival. However, since the onset of COVID-19, everyone has to by law be wearing a mask in a public place such as a clinic.

Enough room in the waiting area?

Total Observations: 14

Yes:	29%
No:	71%



District Score* **29%**

Comparison Results

National Average:	48%
Province Average:	39%
Best District Result:	100%
Worst District Result:	0%

* Percent of survey responses responding undefined (excluding "Don't Know"). **HIGHER scores are better.**

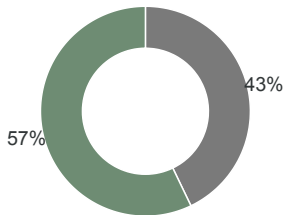
Facility Results (5 Best/Worst)

Duncan Village CHC	100%
Empilweni Gompo CHC	100%
Luyolo NU 9 Clinic	100%
Nontyatyambo CHC	100%
Central Clinic (East London)	0%
.....	--
Gompo C Jabavu Clinic	0%
Greenfields Clinic	0%
Grey Gateway Clinic	0%
Philani NU 1 Clinic	0%
Zanempilo Clinic (East London)	0%

Were the Facility Windows Open?

Total Observations: 14

Yes:	43%
No:	57%



District Score* **43%**

Comparison Results

National Average:	92%
Province Average:	82%
Best District Result:	100%
Worst District Result:	43%

* Percent of survey responses responding undefined (excluding "Don't Know"). **HIGHER scores are better.**

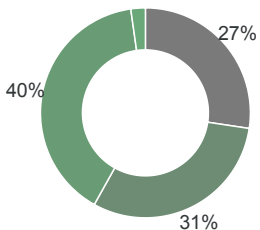
Facility Results (5 Best/Worst)

Fezeka NU 3 Clinic	100%
Gompo C Jabavu Clinic	100%
Grey Gateway Clinic	100%
Luyolo NU 9 Clinic	100%
Nontyatyambo CHC	100%
.....	--
Central Clinic (East London)	0%
Duncan Village CHC	0%
Empilweni Gompo CHC	0%
Greenfields Clinic	0%
Philani NU 1 Clinic	0%

Are people being asked for TB symptoms?

Patient Responses: 179

Yes:	27%
Only sometimes:	31%
No:	40%
Dont know:	2%



District Score* **28%**

Comparison Results

National Average:	54%
Province Average:	36%
Best District Result:	81%
Worst District Result:	8%

* Percent of survey responses responding undefined (excluding "Don't Know"). **HIGHER scores are better.**

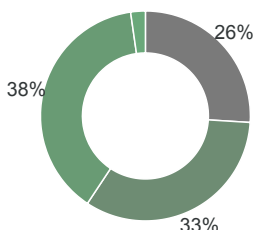
Facility Results (5 Best/Worst)

Nontyatyambo CHC	100%
Grey Gateway Clinic	71%
Philani NU 1 Clinic	33%
Duncan Village CHC	32%
Zanempilo Clinic (East London)	29%
.....	--
Fezeka NU 3 Clinic	12%
Central Clinic (East London)	8%
Empilweni Gompo CHC	0%
Gompo C Jabavu Clinic	0%
Greenfields Clinic	0%

Are people who are coughing in a separate room?

Patient Responses: 177

Yes:	26%
Only sometimes:	33%
No:	38%
Dont know:	2%



District Score* **26%**

Comparison Results

National Average:	39%
Province Average:	28%
Best District Result:	71%
Worst District Result:	8%

* Percent of survey responses responding undefined (excluding "Don't Know"). **HIGHER scores are better.**

Facility Results (5 Best/Worst)

Nontyatyambo CHC	100%
Grey Gateway Clinic	71%
Empilweni Gompo CHC	50%
Duncan Village CHC	33%
Philani NU 1 Clinic	33%
.....	--
Fezeka NU 3 Clinic	12%
Central Clinic (East London)	11%
Gompo C Jabavu Clinic	6%
Greenfields Clinic	0%
Luyolo NU 9 Clinic	0%