

Facility Hours and Waiting Times

Often public healthcare users experience long waiting times — spending hours at each visit to the clinic. This simply does not work well for most people, particularly working people and those in school. Having people living with HIV spend an extended time at a clinic, simply to collect ART refills, increases the risk of that person disengaging from care.

Time Patients Spend at the Facility?

Patient Responses: 141

Amount of time spent: **5:33**

Facility Results

Perskebult Clinic	4:27
Nobody Clinic	4:43
Rethabile CHC	4:54
Seshego IV Clinic	5:35
Buitestraat Clinic	7:50

Comparison Results

National Average:	4:12
Province Average:	4:12
Best District Result:	1:52
Worst District Result:	7:32

Earliest Patient Arrival Time

Patient Responses: 141

Earliest arrival time: **5:05**

Facility Results

Nobody Clinic	5:43
Perskebult Clinic	5:43
Rethabile CHC	5:37
Seshego IV Clinic	4:23
Buitestraat Clinic	4:00

Comparison Results

National Average:	5:51
Province Average:	5:51
Best District Result:	7:07
Worst District Result:	4:17

How Safe is the Facility to Wait Before it Opens?

Patient Responses: 55

Very Unsafe:	64%
Unsafe:	4%
Neither Safe or Unsafe:	9%
Safe:	0%
Very Safe:	20%
Don't know:	4%

District Score* **2.06**

Comparison Results

National Average:	2.18
Province Average:	2.32
Best District Result:	4.77
Worst District Result:	1.81

* Scores based on average of all survey responses with a maximum score of 5 and a minimum score of 1. **HIGHER scores are better.**

Facility Results

Nobody Clinic	4.33
Perskebult Clinic	2.33
Seshego IV Clinic	2.13
Buitestraat Clinic	1.42
Rethabile CHC	1.00

Are the Queues at the Facility Long?

Patient Responses: 141

Yes:	86%
No:	13%
Don't know:	1%

District Score* **87%**

Comparison Results

National Average:	68%
Province Average:	68%
Best District Result:	13%
Worst District Result:	97%

* Percent of survey responses responding Yes (excluding "Don't Know"). **LOWER scores are better.**

Facility Results

Perskebult Clinic	75%
Nobody Clinic	78%
Seshego IV Clinic	92%
Rethabile CHC	93%
Buitestraat Clinic	97%

Facility Staff

Human resource shortages are a major issue in South Africa. Ensuring access to quality healthcare services and ensuring everyone living with HIV and TB gets access to treatment and care depends largely on having enough qualified and committed staff. However, often there are not enough open positions to employ the health workers we need. These shortages lead to long waiting times, longer hospital stays, higher numbers of deaths, and increased pressure on the few staff in place.

Are there Enough Staff at the Facility?

Patient Responses: 141

Always:	27%
Sometimes:	26%
Never:	41%
Don't know:	6%

District Score* **0.85**

Comparison Results

National Average:	1.10
Province Average:	1.10
Best District Result:	1.89
Worst District Result:	0.26

* Scores based on average point value of each response with a maximum score of 2 and a minimum score of 0. **HIGHER scores are better.**

Facility Results

Rethabile CHC	1.15
Seshego IV Clinic	1.13
Nobody Clinic	0.95
Buitestraat Clinic	0.71
Perskebult Clinic	0.45

Are Staff Friendly and Professional?

Patient Responses: 138

Yes:	57%
Sometimes:	12%
Never:	30%
Don't know:	1%

District Score* **1.28**

Comparison Results

National Average:	1.46
Province Average:	1.46
Best District Result:	1.98
Worst District Result:	0.94

* Scores based on average point value of each response with a maximum score of 2 and a minimum score of 0. **HIGHER scores are better.**

Facility Results

Nobody Clinic	1.78
Seshego IV Clinic	1.74
Rethabile CHC	1.73
Perskebult Clinic	0.74
Buitestraat Clinic	0.63

Which Cadres are Understaffed?

Facility Responses: 5

Facility Results

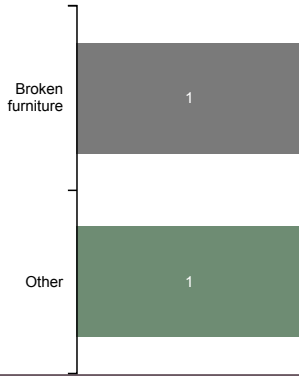
	Doctor	Professional nurse	Enrolled nurse	Enrolled nurse assistant	Pharmacist	Assistant pharmacist	Lab technician	Linkage officers	Adherence club facilitators	Data capturer	Security guard	Cleaner	General assistant
Buitestraat Clinic		1	1	1		1		1	1	1		1	1
Nobody Clinic		1			1				1			1	1
Perskebult Clinic	1	1	1	1								1	1
Seshego IV Clinic		1			1						1	1	
Rethabile CHC		1										1	1

Clinic Conditions

In some cases, clinics monitored through Ritshidze are found to be in a bad condition, with buildings that are dirty or in disrepair, and toilets that are either dysfunctional, unclean or without soap or toilet paper. At other times clinics are too small to meet the needs of patients and more space is required for people to wait, or to provide medical care, or for filing systems or storage. It is important that clinics have enough space and are maintained in a good condition to provide a clean, safe and effective environment to meet the needs of both patients and staff.

Concerns with the Condition of Building:

Total Observations:2

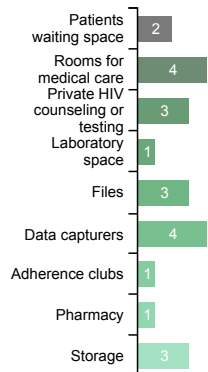


Facility Results

Facility	Broken furniture	Other
Buitestraat Clinic	1	
Nobody Clinic		1

What do you need more space for?

Facility Responses:5

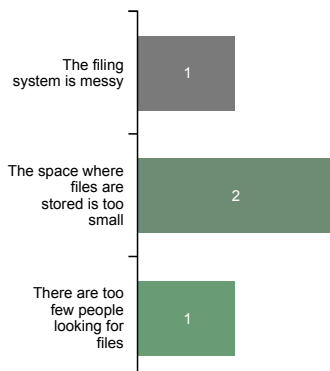


Facility Results

Facility	Patients waiting space	Rooms for medical care	Private HIV counseling or testing	Laboratory space	Files	Data capturers	Adherence clubs	Pharmacy	Storage
Buitestraat Clinic	1	1	1	1	1	1	1	1	1
Perskebult Clinic	1	1	1		1	1	1		1
Nobody Clinic		1				1			1
Seshego IV Clinic			1		1	1			
Rethabile CHC		1							

What is in bad condition? Please select all that apply:

Total Observations:2



Facility Results

Facility	The filing system is messy	The space where files are stored is too small	There are too few people looking for files
Buitestraat Clinic	1		
Seshego IV Clinic		1	

Access to Medicines and Shortages/Stockouts

Stockouts and shortages of ARVs, TB medicines, contraceptives and other medicines cause disruption, confusion, cost, and can detrimentally affect treatment adherence. Where stockouts and shortages are revealed through monitoring — especially where people are sent home empty handed — these need to be urgently addressed.

Any Patients left without the Medicine due to Shortage

Patient Responses: 141

Yes: 56%

No: 39%

Don't know: 5%

District Score* 59%

Comparison Results

National Average:	41%
Province Average:	41%
Best District Result:	0%
Worst District Result:	59%

* Percent of survey responses responding Yes (excluding "Don't Know"). LOWER scores are better.

Facility Results

Seshego IV Clinic	26%
Rethabile CHC	37%
Buitestraat Clinic	71%
Nobody Clinic	78%
Perskebult Clinic	80%

Patient Reports of Medicine Shortage(s)

Patient Responses: 79

Facility Results

	HIV medicine	PrEP	TB medicine	Contraceptives	Pregnancy Test	Vaccines	Bandages (or other dry stock)	Other medicines or tests	None of the above
Nobody Clinic	1	2		7	3	16	7	3	
Perskebult Clinic	5		1	19	3	22			1
Buitestraat Clinic	1	1		5	6	16			
Rethabile CHC				1		10		3	
Seshego IV Clinic				1		4		3	

Contraception shortage(s)

Patient Responses: 33

Facility Results

	Condoms (male/external)	Female/internal condoms	Birth control pill	Injection	Implant	IUD (interuterine device)
Buitestraat Clinic	1	1	2	4	3	
Perskebult Clinic	3	3	3	19	1	
Nobody Clinic				7		1
Rethabile CHC				1		
Seshego IV Clinic				1		

HIV medication shortage(s)

Patient Responses: 7

Facility Results

	Lamivudine (3TC)	Abacavir (ABC)	Lobiavir/Ritonavir (LPV/r)	Atazanavir/Ritonavir (ATV/r)
Buitestraat Clinic	1	1		
Perskebult Clinic			5	5
Nobody Clinic		1		

ARV Collection and Access

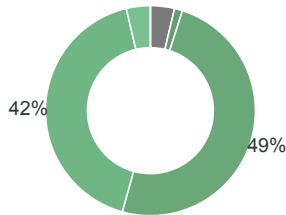
Currently many people in South Africa who could benefit from HIV treatment are not, with many people who are living with HIV not on treatment – either never having known their HIV status, or having started on treatment then disengaged from care. To ensure we get more people to start and importantly stay on treatment, it is critical to ensure that ARV collection is as quick and easy as possible. As such efforts should be made to support PLHIV with suppressed viral loads to receive extended ARV refills and be enrolled in a repeat prescription strategy (including external/internal pick up points or adherence clubs).

Length of HIV medicine refill?

Patient Responses: 81

Facility Results

1 week:	4%
2 weeks:	0%
3 weeks:	1%
1 month:	49%
2 months:	42%
3 months:	4%
6 months:	0%
Don't know:	0%



District Score*

1.46

Comparison Results

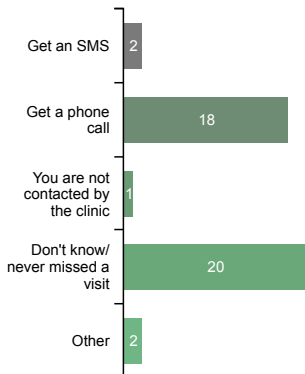
National Average:	1.54
Province Average:	1.54
Best District Result:	2.95
Worst District Result:	1.43

* Scores based on average point value of each response with a maximum score of 6 and a minimum score of 0. **HIGHER scores are better.**

Seshego IV Clinic	1.80
Rethabile CHC	1.47
Nobody Clinic	1.47
Perskebult Clinic	1.38
Buitestraat Clinic	1.22

When Patients Miss a Visit to Collect ARVs:

Patient Responses: 41

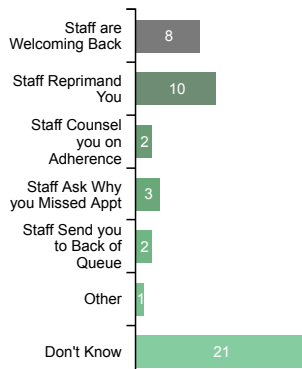


Facility Results

	Get an SMS	Get a phone call	You are not contacted by the clinic	Don't know/never missed a visit	Other
Nobody Clinic			1	1	1
Buitestraat Clinic	1	4		4	
Perskebult Clinic	1	5		7	1
Rethabile CHC		3		4	
Seshego IV Clinic		6		4	

When a patient misses a visit, what happens the next time the patients comes to collect ARVs?

Patient Responses: 42



Facility Results

	Staff are Welcoming Back	Staff Reprimand You	Staff Counsel you on Adherence	Staff Ask Why you Missed Appt	Staff Send you to Back of Queue	Other	Don't Know
Perskebult Clinic		5	1	1			7
Buitestraat Clinic	2	1	1	1	2	1	4
Nobody Clinic	1	1	1	1			2
Rethabile CHC	3	1					4
Seshego IV Clinic	5	1					4

Adherence Clubs

Adherence clubs should simplify and adapt HIV services to both serve the needs of people living with HIV better and reduce unnecessary burdens on the health system. Adherence clubs provide space to get much-needed treatment literacy information and support PLHIV to remain adherent to treatment. Yet currently many adherence clubs have been suspended due to the COVID-19 pandemic. This suspension means our sample size for adherence club member responses is at times very low.

If Not in an Adherence Club Already, Are you Aware of Them at this Facility?

Patient Responses: 79

Yes:	30%
No:	65%
Don't know:	5%

District Score*

32%

Comparison Results

National Average:	51%
Province Average:	51%
Best District Result:	93%
Worst District Result:	1%

* Percent of survey responses responding Yes (excluding "Don't Know"). HIGHER scores are better.

Facility Results

Seshego IV Clinic	54%
Rethabile CHC	47%
Buitestraat Clinic	33%
Nobody Clinic	23%
Perskebult Clinic	6%

Does the Adherence Club make HIV medicine pick up faster?

Total Responses: 1

Yes:	100%
------	------

District Score*

100%

Comparison Results

National Average:	89%
Province Average:	89%
Best District Result:	100%
Worst District Result:	0%

* Percent of survey responses responding Yes (excluding "Don't Know"). HIGHER scores are better.

Facility Results

Nobody Clinic	100%
---------------	------

Information provided by the Adherence Club

Total Responses: 1

No information provided

Facility Results

Nobody Clinic	No information provided	1
---------------	-------------------------	---

What clinical services are offered at an adherence club meeting?

Total Responses: 1

ARV collection

Facility Results

Nobody Clinic	ARV collection	1
---------------	----------------	---

Access to Viral Load Testing / Information

Treatment and viral load literacy improves linkage rates and ART continuity as people living with HIV understand the importance of starting and remaining on treatment effectively. By becoming as informed as possible, PLHIV are empowered to take control of their own health and sex lives. However, sometimes PLHIV report that healthcare workers do not explain the results of viral load test results and at times PLHIV do not understand the benefits of having an undetectable viral load.

Have Patients had a Viral Load Test in the Past Year?

Patient Responses: 80

Yes:	96%
No:	3%
Don't know:	1%

District Score* **96%**

Comparison Results

National Average:	96%
Province Average:	96%
Best District Result:	100%
Worst District Result:	78%

* Percent of survey responses responding Yes (excluding "Don't Know"). **HIGHER scores are better.**

Facility Results

Nobody Clinic	100%
Rethabile CHC	100%
Perskebult Clinic	100%
Buitestraat Clinic	93%
Seshego IV Clinic	87%

Did a Health Worker Explain the Viral Load Test Result?

Patient Responses: 77

Yes:	57%
No:	43%
Don't know:	0%

District Score* **57%**

Comparison Results

National Average:	80%
Province Average:	80%
Best District Result:	100%
Worst District Result:	57%

* Percent of survey responses responding Yes (excluding "Don't Know"). **HIGHER scores are better.**

Facility Results

Seshego IV Clinic	85%
Nobody Clinic	80%
Rethabile CHC	65%
Perskebult Clinic	39%
Buitestraat Clinic	21%

Treatment Literacy: Do Patients Understand Viral Load and their Health?

Patient Responses: 81

Yes:	94%
No:	2%
Don't know:	4%

District Score* **0.94**

Comparison Results

National Average:	0.94
Province Average:	0.94
Best District Result:	1.00
Worst District Result:	0.65

* Scores based on average point value of each response with a maximum score of 1 and a minimum score of 0. **HIGHER scores are better.**

Facility Results

Rethabile CHC	1.00
Perskebult Clinic	1.00
Seshego IV Clinic	0.93
Nobody Clinic	0.88
Buitestraat Clinic	0.87

Treatment Literacy: Do Patients Understand Viral Load and Transmission?

Patient Responses: 81

Yes:	28%
No:	57%
Don't know:	15%

District Score* **0.28**

Comparison Results

National Average:	0.65
Province Average:	0.65
Best District Result:	1.00
Worst District Result:	0.28

* Scores based on average point value of each response with a maximum score of 1 and a minimum score of 0. **HIGHER scores are better.**

Facility Results

Seshego IV Clinic	0.53
Nobody Clinic	0.44
Perskebult Clinic	0.22
Buitestraat Clinic	0.20
Rethabile CHC	0.06

Index Testing

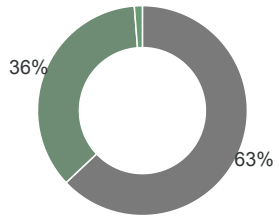
Index testing (aka Assisted Partner Notification Services or Contact Tracing) can help identify PLHIV earlier, get them access treatment to protect their health and interrupt onward transmission of HIV. However, if implemented poorly, index testing can cause harm to individuals, undermine their rights to consent, privacy, and confidentiality, it erodes trust in healthcare providers, and can put individuals at risk of violence. This is extremely important in the context of South Africa with a well-documented epidemic of gender-based violence.

HIV diagnosis increases the risk of intimate partner violence (IPV). Improperly conducted or pressured participation in index testing exacerbates these risks. In order to be conducted safely, index testing must always be voluntary and there must always be screening to assess the risk of IPV. Where violence or risk of violence is reported, those partners should never be contacted. Instead people should be offered IPV services on site or by referral. Adverse-event monitoring systems must be in place to ensure clients are supported if they do experience any harms.

Have Patients been Asked to Participate in Index Testing?

Patient Responses: 81

Yes:	63%
No:	36%
Don't know:	1%



District Score* **64%**

Comparison Results

National Average:	69%
Province Average:	69%
Best District Result:	100%
Worst District Result:	0%

* Percent of survey responses responding Yes (excluding "Don't Know"). **HIGHER scores are better.**

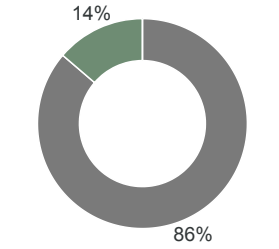
Facility Results

Seshego IV Clinic	86%
Nobody Clinic	81%
Rethabile CHC	71%
Perskebult Clinic	50%
Buitestraat Clinic	33%

Did a Health Worker Tell You You can Refuse to Participate in Index Testing?

Patient Responses: 51

Yes:	86%
No:	14%
Don't know:	0%



District Score* **86%**

Comparison Results

National Average:	92%
Province Average:	92%
Best District Result:	100%
Worst District Result:	37%

* Percent of survey responses responding Yes (excluding "Don't Know"). **HIGHER scores are better.**

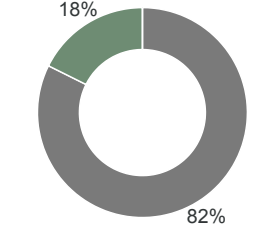
Facility Results

Nobody Clinic	100%
Seshego IV Clinic	100%
Buitestraat Clinic	100%
Perskebult Clinic	78%
Rethabile CHC	58%

Did the healthcare worker ask you about your risk of gender-based violence from your partner(s)?

Patient Responses: 51

Yes:	82%
No:	18%
Don't know:	0%



District Score* **82%**

Comparison Results

National Average:	89%
Province Average:	89%
Best District Result:	100%
Worst District Result:	0%

* Percent of survey responses responding Yes (excluding "Don't Know"). **HIGHER scores are better.**

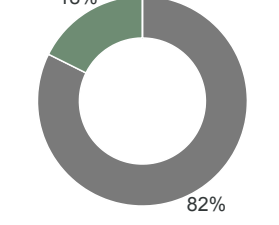
Facility Results

Nobody Clinic	100%
Buitestraat Clinic	100%
Seshego IV Clinic	92%
Perskebult Clinic	78%
Rethabile CHC	50%

Did the healthcare worker provide you with information on available gender-based violence services?

Patient Responses: 51

Yes:	82%
No:	18%
Don't know:	0%



District Score* **82%**

Comparison Results

National Average:	91%
Province Average:	91%
Best District Result:	100%
Worst District Result:	8%

* Percent of survey responses responding Yes (excluding "Don't Know"). **HIGHER scores are better.**

Facility Results

Seshego IV Clinic	100%
Nobody Clinic	92%
Buitestraat Clinic	80%
Perskebult Clinic	78%
Rethabile CHC	58%

TB Infection Control

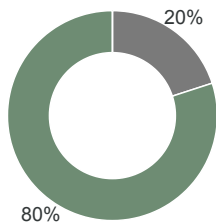
Six simple interventions are at the heart of how clinics can be part of turning the tide on TB infection — a disease that still kills close to 60,000 people a year in South Africa, according to the World Health Organization (WHO). By following a checklist of good practice, clinics can be safer for patients and staff.

The six measures are: ensuring enough room and space for patients to wait without overcrowding; keeping windows open; ensuring there are TB information posters prominently displayed; reducing clinic waiting times to less than an average of an hour and 15 minutes; screening all arriving patients for TB symptoms; and separating patients who are coughing on arrival at the clinic. Previously there was a seventh item on the checklist. It was for people who are coughing to be given a mask to wear on arrival. However, since the onset of COVID-19, everyone has to by law be wearing a mask in a public place such as a clinic.

Enough room in the waiting area?

Total Observations: 5

Yes:	20%
No:	80%
Don't know:	0%



District Score* **20%**

Comparison Results

National Average:	57%
Province Average:	26%
Best District Result:	100%
Worst District Result:	0%

* Percent of survey responses responding Yes (excluding "Don't Know"). **HIGHER scores are better.**

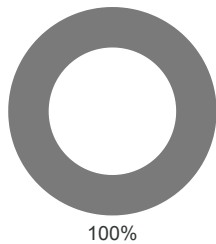
Facility Results

Buitestraat Clinic	100%
Nobody Clinic	0%
Perskebult Clinic	0%
Rethabile CHC	0%
Seshego IV Clinic	0%

Were the Facility Windows Open?

Total Observations: 5

Yes:	100%
------	------



District Score* **100%**

Comparison Results

National Average:	100%
Province Average:	100%
Best District Result:	100%
Worst District Result:	79%

* Percent of survey responses responding Yes (excluding "Don't Know"). **HIGHER scores are better.**

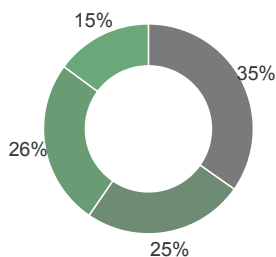
Facility Results

Buitestraat Clinic	100%
Nobody Clinic	100%
Perskebult Clinic	100%
Rethabile CHC	100%
Seshego IV Clinic	100%

Are people being asked for TB symptoms?

Patient Responses: 141

Yes:	35%
Only sometimes:	25%
No:	26%
Don't know:	15%



District Score* **41%**

Comparison Results

National Average:	31%
Province Average:	31%
Best District Result:	100%
Worst District Result:	12%

* Percent of survey responses responding Yes (excluding "Don't Know"). **HIGHER scores are better.**

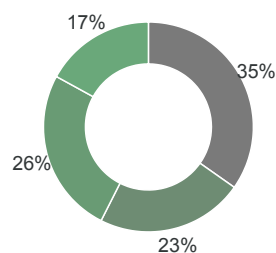
Facility Results

Seshego IV Clinic	57%
Rethabile CHC	48%
Nobody Clinic	44%
Buitestraat Clinic	35%
Perskebult Clinic	24%

Are people who are coughing in a separate room?

Patient Responses: 141

Yes:	35%
Only sometimes:	23%
No:	26%
Don't know:	17%



District Score* **42%**

Comparison Results

National Average:	26%
Province Average:	26%
Best District Result:	100%
Worst District Result:	9%

* Percent of survey responses responding Yes (excluding "Don't Know"). **HIGHER scores are better.**

Facility Results

Seshego IV Clinic	59%
Nobody Clinic	50%
Rethabile CHC	48%
Buitestraat Clinic	35%
Perskebult Clinic	24%