

Facility Hours and Waiting Times

Often public healthcare users experience long waiting times — spending hours at each visit to the clinic. This simply does not work well for most people, particularly working people and those in school. Having people living with HIV spend an extended time at a clinic, simply to collect ART refills, increases the risk of that person disengaging from care.

Time Patients Spend at the Facility?

Patient Responses: 460

Amount of time spent: **5:29**

Comparison Results

National Average:	4:15
Provincial Average:	4:24
Best District Result:	2:00
Worst District Result:	7:13

Facility Results (5 Best/Worst)

Hercules Clinic	3:42
Lyttelton Clinic	3:49
Phedisong 1 Clinic	4:11
Boikhutsong Clinic	4:32
Phedisong 4 CHC	4:44
.....	--
Soshanguve Block JJ Clinic	6:40
Phomolong Clinic	7:03
Soshanguve Block X Clinic.	7:23
Stanza Bopape CHC	7:33
KT Motubatse Clinic	7:48

Earliest Patient Arrival Time

Patient Responses: 464

Earliest arrival time: **5:19**

Comparison Results

National Average:	5:47
Provincial Average:	5:38
Best District Result:	7:09
Worst District Result:	4:39

Facility Results (5 Best/Worst)

Lyttelton Clinic	6:20
Skinner Street Clinic	6:08
Hercules Clinic	6:06
Phedisong 1 Clinic	5:54
FF Ribeiro Clinic	5:35
.....	--
KT Motubatse Clinic	4:57
Kgabo CHC	4:50
Soshanguve Block TT Clinic	4:35
Soshanguve Block JJ Clinic	4:09
Soshanguve Block X Clinic.	4:04

How Safe is the Facility to Wait Before it Opens?

Patient Responses: 188

Very Unsafe:	22%
Unsafe:	13%
Neither Safe or Unsafe:	33%
Safe:	18%
Very Safe:	14%
Dont know:	1%

District Score* **2.88**

Comparison Results

National Average:	3.14
Provincial Average:	3.07
Best District Result:	4.98
Worst District Result:	1.43

* Scores based on average of all survey responses with a maximum score of 5 and a minimum score of 1. **HIGHER scores are better.**

Facility Results (5 Best/Worst)

Lyttelton Clinic	4.2
Soshanguve 2 Clinic	3.9
Maria Rantho Clinic	3.85
Sedilega Clinic	3.5
Phedisong 1 Clinic	3.38
.....	--
Jubilee Gateway Clinic	2.29
Temba CHC	1.5
Stanza Bopape II Clinic	1.14
Hercules Clinic	1.0
Stanza Bopape CHC	1.0

Are the Queues at the Facility Long?

Patient Responses: 462

Yes:	78%
No:	19%
Dont know:	2%

District Score* **80%**

Comparison Results

National Average:	66%
Provincial Average:	61%
Best District Result:	33%
Worst District Result:	98%

* Percent of survey responses responding "Yes" (excluding "Don't Know") **LOWER scores are better.**

Facility Results (5 Best/Worst)

Boekenhout Clinic	50
Soshanguve 2 Clinic	53
Lyttelton Clinic	56
Laudium CHC	59
Hercules Clinic	60
.....	--
Phomolong Clinic	100
KT Motubatse Clinic	100
Jubilee Gateway Clinic	100
Stanza Bopape CHC	100
Stanza Bopape II Clinic	100

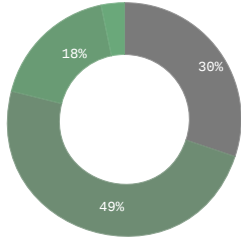
Facility Staff

Human resource shortages are a major issue in South Africa. Ensuring access to quality healthcare services and ensuring everyone living with HIV and TB gets access to treatment and care depends largely on having enough qualified and committed staff. However, often there are not enough open positions to employ the health workers we need. These shortages lead to long waiting times, longer hospital stays, higher numbers of deaths, and increased pressure on the few staff in place.

Are there Enough Staff at the Facility?

Patient Responses: 464

Always:	30%
Sometimes:	49%
Never:	18%
Dont know:	3%



District Score*

1.13

Comparison Results

National Average:	1.17
Provincial Average:	1.24
Best District Result:	2.0
Worst District Result:	0.21

* Scores based on average point value of each response with a maximum score of 2 and a minimum score of 0. **HIGHER scores are better.**

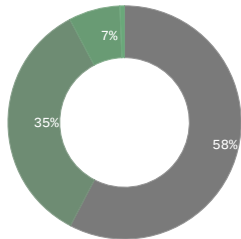
Facility Results (5 Best/Worst)

Hercules Clinic	1.6
Sedilega Clinic	1.58
Phedisong 1 Clinic	1.56
Phedisong 4 CHC	1.55
Laudium CHC	1.52
.....	--
Tlamelong Clinic	1.0
Jubilee Gateway Clinic	0.86
Soshanguve Block TT Clinic	0.73
KT Motubatse Clinic	0.62
Stanza Bopape CHC	0.14

Are Staff Friendly and Professional?

Patient Responses: 463

Yes:	58%
Sometimes:	35%
Never:	7%
Dont know:	1%



District Score*

1.51

Comparison Results

National Average:	1.59
Provincial Average:	1.55
Best District Result:	2.0
Worst District Result:	1.03

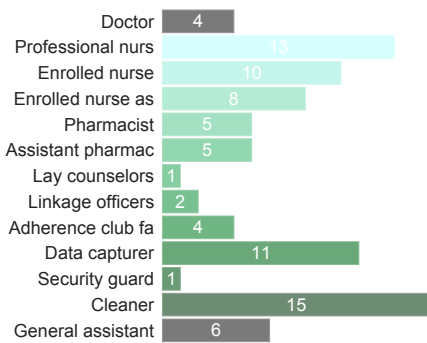
* Scores based on average point value of each response with a maximum score of 2 and a minimum score of 0. **HIGHER scores are better.**

Facility Results (5 Best/Worst)

Laudium CHC	1.95
Hercules Clinic	1.93
Phomolong Clinic	1.83
Lyttelton Clinic	1.83
FF Ribeiro Clinic	1.76
.....	--
Boikhutsong Clinic	1.25
Soshanguve Block TT Clinic	1.2
Stanza Bopape II Clinic	1.05
KT Motubatse Clinic	0.75
Stanza Bopape CHC	0.45

Which Cadres are Understaffed?

Facility Responses: 22



Facility Results

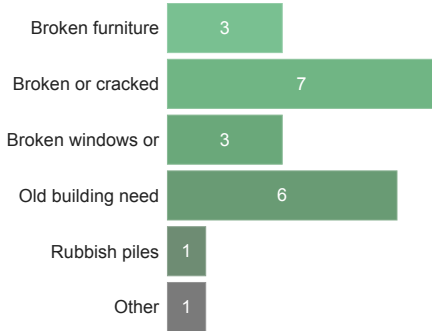
Facility Results	Doctor	Professional nurse	Enrolled nurse	Enrolled nurse assistant	Pharmacist	Assistant pharmacist	Lay counselors	Linkage officers	Adherence club facilitators	Data capturer	Security guard	Cleaner	General assistant
Phedisong 1 Clinic	1.0	1.0			1.0	1.0			1.0	1.0		1.0	1.0
Hercules Clinic	1.0	1.0	1.0							1.0		1.0	
Stanza Bopape II Clinic		1.0		1.0		1.0				1.0		1.0	
Kgabo CHC		1.0	1.0	1.0		1.0						1.0	
Soshanguve Block X Clinic		1.0	1.0	1.0								1.0	1.0
Soshanguve Block JJ Clinic			1.0			1.0				1.0		1.0	1.0
Boekenhout Clinic				1.0				1.0	1.0	1.0			
Stanza Bopape CHC		1.0								1.0		1.0	1.0
Laudium CHC		1.0	1.0	1.0						1.0			
Maria Rantho Clinic		1.0				1.0				1.0		1.0	

Clinic Conditions

In some cases, clinics monitored through Ritshidze are found to be in a bad condition, with buildings that are dirty or in disrepair, and toilets that are either dysfunctional, unclean or without soap or toilet paper. At other times clinics are too small to meet the needs of patients and more space is required for people to wait, or to provide medical care, or for filing systems or storage. It is important that clinics have enough space and are maintained in a good condition to provide a clean, safe and effective environment to meet the needs of both patients and staff.

Concerns with the Condition of Building:

Total Observations: 11



Facility Results

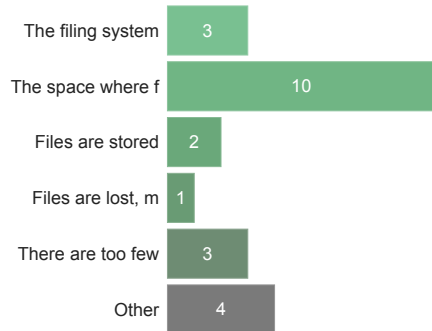
	Broken furniture	Broken or cracked roof, walls or floor	Broken windows or doors	Old building needs renovation	Rubbish piles	Other
Boikhutsong Clinic	1.0	1.0	1.0	1.0		
Stanza Bopape CHC		1.0	1.0	1.0	1.0	
Boekenhout Clinic	1.0	1.0				
Jubilee Gateway Clinic	1.0		1.0			
Soshanguve 2 Clinic		2.0		1.0		
Temba CHC		1.0		1.0		
FF Ribeiro Clinic				1.0		
Phedisong 1 Clinic		1.0				
Phomolong Clinic						1.0
Skinner Street Clinic				1.0		

What do you need more space for?

Facility Responses: 0

What is in bad condition? Please select all that apply:

Total Observations: 14



Facility Results

	The filing system is messy	The space where files are stored is too small	Files are stored where patients can access them	Files are lost, missing or misplaced	There are too few people looking for files	Other
Stanza Bopape CHC	1.0	1.0	1.0	1.0	1.0	
KT Motubatse Clinic	1.0	1.0	1.0			
Boekenhout Clinic		1.0				1.0
Boikhutsong Clinic	1.0	1.0				
Soshanguve 2 Clinic		2.0			1.0	
Phedisong 4 CHC		1.0				
Sedilega Clinic						1.0
Skinner Street Clinic					1.0	
Soshanguve Block TT Clinic		1.0				
Soshanguve Block X Clinic		1.0				

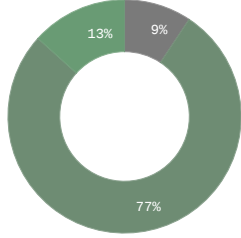
Access to Medicines and Shortages/Stockouts

Stockouts and shortages of ARVs, TB medicines, contraceptives and other medicines cause disruption, confusion, cost, and can detrimentally affect treatment adherence. Where stockouts and shortages are revealed through monitoring — especially where people are sent home empty handed — these need to be urgently addressed.

Any Patients left without the Medicine due to Shortage

Patient Responses: 450

Yes:	9%
No:	77%
Dont know:	13%



District Score*

10%

Comparison Results

National Average:	11%
Provincial Average:	7%
Best District Result:	0%
Worst District Result:	50%

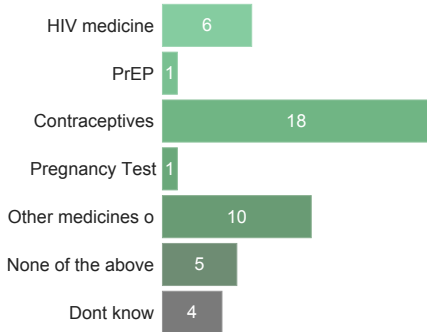
* Percent of survey responses responding "Yes" (excluding "Don't Know") **LOWER scores are better.**

Facility Results (5 Best/Worst)

Phedisong 4 CHC	0
Boikhutsong Clinic	0
FF Ribeiro Clinic	0
Hercules Clinic	0
Laudium CHC	0
.....	--
Jubilee Gateway Clinic	20
Soshanguve Block X Clinic.	20
Stanza Bopape II Clinic	28
Soshanguve Block JJ Clinic	33
Stanza Bopape CHC	64

Patient Reports of Medicine Shortage(s)

Patient Responses: 41

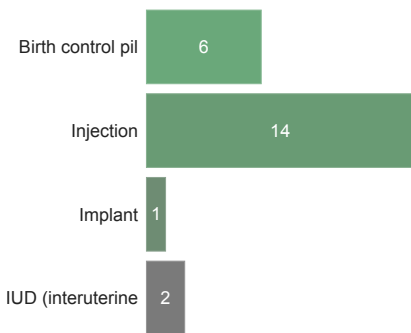


Facility Results

	HIV medicine	PrEP	Contraceptives	Pregnancy Test	Other medicines or tests	None of the above	Dont know
Soshanguve Block JJ Clinic		1.0	4.0		3.0		
Kgabo CHC	3.0		1.0	1.0			
Boekenhout Clinic					1.0	1.0	
Lyttelton Clinic			1.0		2.0		
Stanza Bopape CHC			7.0		1.0		
Soshanguve Block X Clinic.			2.0		1.0		
Sedilega Clinic	1.0				1.0		
Temba CHC					1.0		
Soshanguve Block TT Clinic			1.0				
Skinner Street Clinic	1.0						

Contraception shortage(s)

Patient Responses: 18

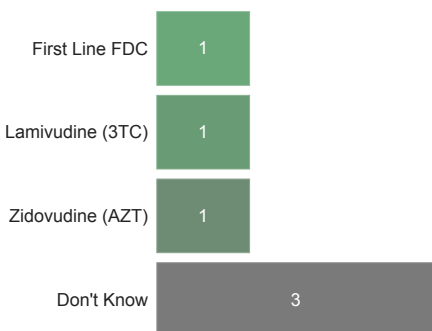


Facility Results

	Birth control pill	Injection	Implant	IUD (interuterine device)
Stanza Bopape CHC	5.0	6.0		1.0
Soshanguve Block JJ Clinic		3.0	1.0	
Kgabo CHC	1.0			
Lyttelton Clinic		1.0		
Maria Rantho Clinic				1.0
Soshanguve 2 Clinic		1.0		
Soshanguve Block TT Clinic		1.0		
Soshanguve Block X Clinic.		2.0		

HIV medication shortage(s)

Patient Responses: 5



Facility Results

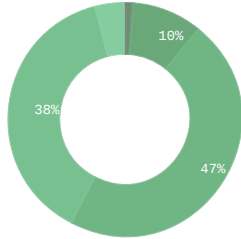
	First Line FDC	Lamivudine (3TC)	Zidovudine (AZT)	Don't Know
Kgabo CHC	1.0	1.0	1.0	1.0
Phedisong 1 Clinic				1.0
Sedilega Clinic				1.0

ARV Collection and Access

Currently many people in South Africa who could benefit from HIV treatment are not, with many people who are living with HIV not on treatment – either never having known their HIV status, or having started on treatment then disengaged from care. To ensure we get more people to start and importantly stay on treatment, it is critical to ensure that ARV collection is as quick and easy as possible. As such efforts should be made to support PLHIV with suppressed viral loads to receive extended ARV refills and be enrolled in a repeat prescription strategy (including external/internal pick up points or adherence clubs).

Length of HIV medicine refill?

1 week:	0%
2 weeks:	1%
3 weeks:	0%
1 month:	10%
2 months:	47%
3 months:	38%
6 months:	4%



District Score*

2.43

Comparison Results

National Average:	2.26
Provincial Average:	2.43
Best District Result:	4.0
Worst District Result:	1.64

* Scores based on average point value of each response with a maximum score of 6 and a minimum score of 0.25. **HIGHER scores are better.**

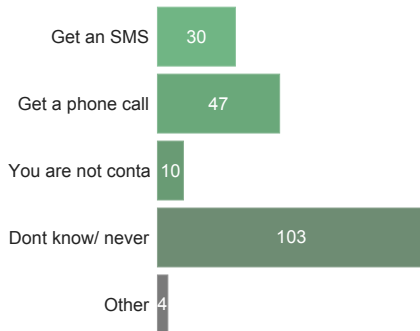
Patient Responses: 386

Facility Results (5 Best/Worst)

Stanza Bopape CHC	3.4
Stanza Bopape II Clinic	3.38
FF Ribeiro Clinic	3.07
Kgabo CHC	2.84
Soshanguve 2 Clinic	2.8
.....	--
Jubilee Gateway Clinic	2.07
Lyttelton Clinic	2.0
Boekenhout Clinic	1.93
Boikhotsong Clinic	1.88
Soshanguve Block X Clinic.	1.87

When Patients Miss a Visit to Collect ARVs:

Patient Responses: 182

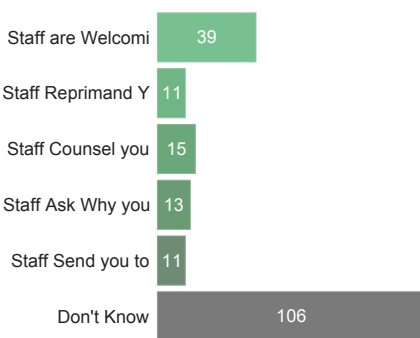


Facility Results

	Get an SMS	Get a phone call	You are not contacted by the clinic	Dont know/ never missed a visit	Other
Soshanguve Block TT Clinic			2.0	3.0	
Phedisong 1 Clinic		2.0	1.0	5.0	
Soshanguve Block JJ Clinic	2.0	1.0	1.0	5.0	
Boekenhout Clinic	1.0	3.0	1.0	2.0	
KT Motubatse Clinic	5.0	2.0	1.0	5.0	
Kgabo CHC	3.0	3.0	1.0	3.0	1.0
Soshanguve Block X Clinic.	1.0	6.0	1.0	3.0	
Laudium CHC	1.0	4.0		10.0	
Lyttelton Clinic		1.0		11.0	3.0
Maria Rantho Clinic	3.0	3.0			

When a patient misses a visit, what happens the next time the patients comes to collect ARVs?

Patient Responses: 179



Facility Results

	Staff are Welcoming Back	Staff Reprimand You	Staff Counsel you on Adherence	Staff Ask Why you Missed Appt	Staff Send you to Back of Queue	Don't Know
Soshanguve Block TT Clinic					3.0	10.0
Skinner Street Clinic	1.0				1.0	7.0
Phedisong 4 CHC	2.0				1.0	1.0
Laudium CHC	2.0	2.0		2.0		9.0
FF Ribeiro Clinic	1.0			1.0	1.0	8.0
Phedisong 1 Clinic	1.0	1.0	1.0			5.0
Tlamelong Clinic	2.0	1.0				1.0
KT Motubatse Clinic	4.0	1.0			1.0	5.0
Hercules Clinic	1.0		1.0		1.0	6.0
Kgabo CHC	4.0	2.0	2.0	1.0	1.0	3.0

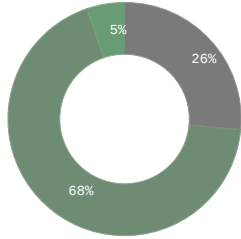
Adherence Clubs

Adherence clubs should simplify and adapt HIV services to both serve the needs of people living with HIV better and reduce unnecessary burdens on the health system. Adherence clubs provide space to get much-needed treatment literacy information and support PLHIV to remain adherent to treatment. Yet currently many adherence clubs have been suspended due to the COVID-19 pandemic. This suspension means our sample size for adherence club member responses is at times very low.

If Not in an Adherence Club Already, Are you Aware of Them at this Facility?

Patient Responses: 363

Yes:	26%
No:	68%
Dont know:	5%



District Score*

28%

Comparison Results

National Average:	41%
Provincial Average:	31%
Best District Result:	92%
Worst District Result:	0%

* Percent of survey responses responding "Yes" (excluding "Don't Know") **HIGHER scores are better.**

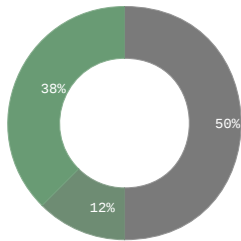
Facility Results (5 Best/Worst)

Stanza Bopape CHC	94
Phedisong 4 CHC	80
Temba CHC	50
Tlamelong Clinic	50
Phomolong Clinic	38
.....	--
Skinner Street Clinic	7
Soshanguve Block JJ Clinic	7
Soshanguve Block TT Clinic	7
Soshanguve 2 Clinic	0
Hercules Clinic	0

Does the Adherence Club make HIV medicine pick up faster?

Total Responses: 8

Yes:	50%
No:	12%
Dont know:	38%



District Score*

67%

Comparison Results

National Average:	93%
Provincial Average:	74%
Best District Result:	100%
Worst District Result:	0%

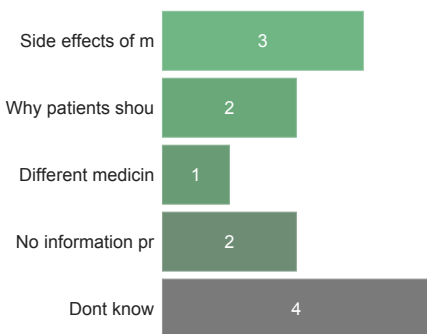
* Percent of survey responses responding "Yes" (excluding "Don't Know") **HIGHER scores are better.**

Facility Results

Boikhotsong Clinic	100
Phedisong 4 CHC	100
Stanza Bopape CHC	100
FF Ribeiro Clinic	0
Skinner Street Clinic	0

Information provided by the Adherence Club

Total Responses: 8

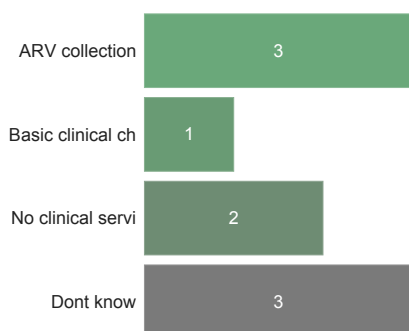


Facility Results

	Side effects of medicines	Why patients should adhere to their ARVs	Different medicine options such as new drugs (ex. Dolutegravir)	No information provided	Dont know
Laudium CHC					1.0
Stanza Bopape CHC					1.0
Maria Rantho Clinic				1.0	1.0
Skinner Street Clinic				1.0	
Stanza Bopape II Clinic					1.0
Phedisong 4 CHC	2.0	1.0			
Boikhotsong Clinic	1.0	1.0	1.0		

What clinical services are offered at an adherence club meeting?

Total Responses: 8



Facility Results

	ARV collection	Basic clinical check up	No clinical services	Dont know
Laudium CHC				1.0
Boikhotsong Clinic	1.0			
Maria Rantho Clinic			1.0	1.0
Skinner Street Clinic			1.0	
Stanza Bopape CHC	1.0			
Stanza Bopape II Clinic				1.0
Phedisong 4 CHC	1.0	1.0		

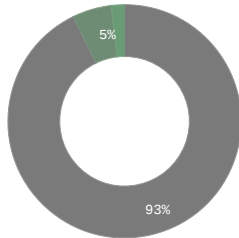
Access to Viral Load Testing / Information

Treatment and viral load literacy improves linkage rates and ART continuity as people living with HIV understand the importance of starting and remaining on treatment effectively. By becoming as informed as possible, PLHIV are empowered to take control of their own health and sex lives. However, sometimes PLHIV report that healthcare workers do not explain the results of viral load test results and at times PLHIV do not understand the benefits of having an undetectable viral load.

Have Patients had a Viral Load Test in the Past Year?

Patient Responses: 386

Yes:	93%
No:	5%
Dont know:	2%



District Score*

94%

Comparison Results

National Average:	95%
Provincial Average:	92%
Best District Result:	100%
Worst District Result:	84%

* Percent of survey responses responding "Yes" (excluding "Don't Know") **HIGHER scores are better.**

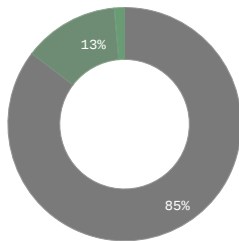
Facility Results (5 Best/Worst)

Boekenhout Clinic	100
Kgabo CHC	100
Temba CHC	100
Stanza Bopape II Clinic	100
Maria Rantho Clinic	100
.....	--
Sedilega Clinic	93
Soshanguve 2 Clinic	87
Phedisong 1 Clinic	87
KT Motubatse Clinic	87
Boikhutsong Clinic	69

Did a Health Worker Explain the Viral Load Test Result?

Patient Responses: 355

Yes:	85%
No:	13%
Dont know:	1%



District Score*

86%

Comparison Results

National Average:	86%
Provincial Average:	83%
Best District Result:	100%
Worst District Result:	34%

* Percent of survey responses responding "Yes" (excluding "Don't Know") **HIGHER scores are better.**

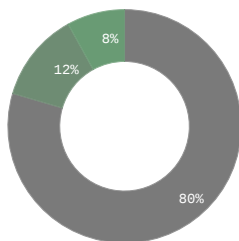
Facility Results (5 Best/Worst)

Phedisong 4 CHC	100
Maria Rantho Clinic	100
FF Ribeiro Clinic	100
Hercules Clinic	100
Temba CHC	100
.....	--
Phomolong Clinic	81
Lyttelton Clinic	78
KT Motubatse Clinic	69
Kgabo CHC	47
Boikhutsong Clinic	27

Treatment Literacy: Do Patients Understand Viral Load and their Health?

Patient Responses: 386

Yes:	80%
No:	12%
Dont know:	8%



District Score*

0.8

Comparison Results

National Average:	0.82
Provincial Average:	0.78
Best District Result:	1.0
Worst District Result:	0.41

* Scores based on average point value of each response with a maximum score of 1 and a minimum score of 0. **HIGHER scores are better.**

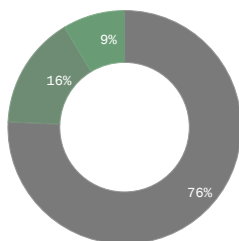
Facility Results (5 Best/Worst)

FF Ribeiro Clinic	1.0
Stanza Bopape II Clinic	1.0
Temba CHC	0.94
Maria Rantho Clinic	0.94
Soshanguve Block TT Clinic	0.93
.....	--
Laudium CHC	0.72
Tlamelong Clinic	0.65
Phedisong 1 Clinic	0.6
Lyttelton Clinic	0.55
Boikhutsong Clinic	0.44

Treatment Literacy: Do Patients Understand Viral Load and Transmission?

Patient Responses: 383

Yes:	76%
No:	16%
Dont know:	9%



District Score*

0.76

Comparison Results

National Average:	0.74
Provincial Average:	0.72
Best District Result:	1.0
Worst District Result:	0.26

* Scores based on average point value of each response with a maximum score of 1 and a minimum score of 0. **HIGHER scores are better.**

Facility Results (5 Best/Worst)

FF Ribeiro Clinic	1.0
Stanza Bopape II Clinic	1.0
Maria Rantho Clinic	0.94
Laudium CHC	0.94
Temba CHC	0.94
.....	--
Phedisong 4 CHC	0.53
Skinner Street Clinic	0.53
Phedisong 1 Clinic	0.53
Boikhutsong Clinic	0.44
Tlamelong Clinic	0.29

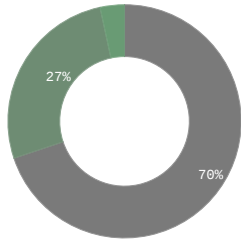
Index Testing

Index testing (aka Assisted Partner Notification Services or Contact Tracing) can help identify PLHIV earlier, get them access treatment to protect their health and interrupt onward transmission of HIV. However, if implemented poorly, index testing can cause harm to individuals, undermine their rights to consent, privacy, and confidentiality, it erodes trust in healthcare providers, and can put individuals at risk of violence. This is extremely important in the context of South Africa with a well-documented epidemic of gender-based violence. HIV diagnosis increases the risk of intimate partner violence (IPV). Improperly conducted or pressured participation in index testing exacerbates these risks. In order to be conducted safely, index testing must always be voluntary and there must always be screening to assess the risk of IPV. Where violence or risk of violence is reported, those partners should never be contacted. Instead people should be offered IPV services on site or by referral. Adverse-event monitoring systems must be in place to ensure clients are supported if they do experience any harms.

Have Patients been Asked to Participate in Index Testing?

Patient Responses: 385

Yes:	70%
No:	27%
Dont know:	3%



District Score* **72%**

Comparison Results

National Average:	66%
Provincial Average:	63%
Best District Result:	100%
Worst District Result:	3%

* Percent of survey responses responding "Yes" (excluding "Don't Know") **HIGHER scores are better.**

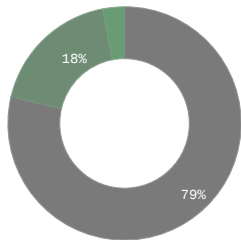
Facility Results (5 Best/Worst)

Tlamelong Clinic	100
Hercules Clinic	100
Temba CHC	94
Sedilega Clinic	93
Soshanguve Block TT Clinic	93
.....	--
Soshanguve Block JJ Clinic	53
Skinner Street Clinic	40
Boikhutsong Clinic	38
Stanza Bopape CHC	31
Maria Rantho Clinic	28

Did a Health Worker Tell You You can Refuse to Participate in Index Testing?

Patient Responses: 267

Yes:	79%
No:	18%
Dont know:	3%



District Score* **80%**

Comparison Results

National Average:	81%
Provincial Average:	79%
Best District Result:	100%
Worst District Result:	0%

* Percent of survey responses responding "Yes" (excluding "Don't Know") **HIGHER scores are better.**

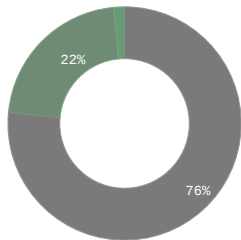
Facility Results (5 Best/Worst)

Phedisong 4 CHC	100
Maria Rantho Clinic	100
Hercules Clinic	100
Soshanguve Block JJ Clinic	100
Soshanguve 2 Clinic	100
.....	--
Boekenhout Clinic	64
FF Ribeiro Clinic	44
Sedilega Clinic	38
Stanza Bopape CHC	25
Stanza Bopape II Clinic	25

Did the healthcare worker ask you about your risk of gender-based violence from your partner(s)?

Patient Responses: 268

Yes:	76%
No:	22%
Dont know:	1%



District Score* **77%**

Comparison Results

National Average:	79%
Provincial Average:	70%
Best District Result:	100%
Worst District Result:	0%

* Percent of survey responses responding "Yes" (excluding "Don't Know") **HIGHER scores are better.**

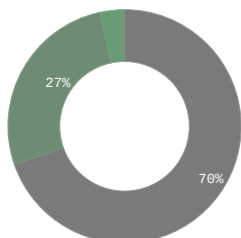
Facility Results (5 Best/Worst)

KT Motubatse Clinic	100
Ladium CHC	100
Maria Rantho Clinic	100
Hercules Clinic	93
Soshanguve 2 Clinic	92
.....	--
Boikhutsong Clinic	67
Phedisong 4 CHC	67
FF Ribeiro Clinic	44
Stanza Bopape II Clinic	33
Stanza Bopape CHC	0

Did the healthcare worker provide you with information on available gender-based violence services?

Patient Responses: 267

Yes:	70%
No:	27%
Dont know:	3%



District Score* **72%**

Comparison Results

National Average:	74%
Provincial Average:	60%
Best District Result:	100%
Worst District Result:	0%

* Percent of survey responses responding "Yes" (excluding "Don't Know") **HIGHER scores are better.**

Facility Results (5 Best/Worst)

Soshanguve Block TT Clinic	100
Soshanguve Block JJ Clinic	100
KT Motubatse Clinic	93
Phedisong 4 CHC	92
Soshanguve Block X Clinic.	92
.....	--
Skinner Street Clinic	50
Lyttelton Clinic	27
Stanza Bopape II Clinic	25
FF Ribeiro Clinic	22
Stanza Bopape CHC	0

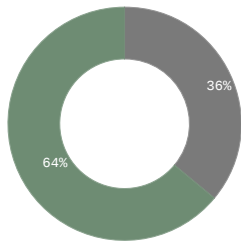
TB Infection Control

Six simple interventions are at the heart of how clinics can be part of turning the tide on TB infection — a disease that still kills close to 60,000 people a year in South Africa, according to the World Health Organization (WHO). By following a checklist of good practice, clinics can be safer for patients and staff. The six measures are: ensuring enough room and space for patients to wait without overcrowding; keeping windows open; ensuring there are TB information posters prominently displayed; reducing clinic waiting times to less than an average of an hour and 15 minutes; screening all arriving patients for TB symptoms; and separating patients who are coughing on arrival at the clinic. Previously there was a seventh item on the checklist. It was for people who are coughing to be given a mask to wear on arrival. However, since the onset of COVID-19, everyone has to by law be wearing a mask in a public place such as a clinic.

Enough room in the waiting area?

Total Observations: 25

Yes: 36%
No: 64%



District Score* **36%**

Comparison Results

National Average: 47%
Provincial Average: 53%
Best District Result: 75%
Worst District Result: 0%

* Percent of survey responses responding "Yes" (excluding "Don't Know") **HIGHER scores are better.**

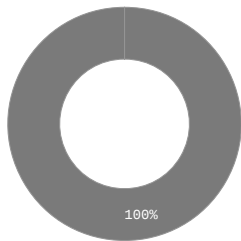
Facility Results (5 Best/Worst)

Phomolong Clinic	100
Maria Rantho Clinic	100
FF Ribeiro Clinic	100
Hercules Clinic	100
Stanza Bopape II Clinic	100
.....	--
Soshanguve Block X Clinic.	0
KT Motubatse Clinic	0
Jubilee Gateway Clinic	0
Temba CHC	0
Boekenhout Clinic	0

Were the Facility Windows Open?

Total Observations: 25

Yes: 100%



District Score* **100%**

Comparison Results

National Average: 95%
Provincial Average: 97%
Best District Result: 100%
Worst District Result: 60%

* Percent of survey responses responding "Yes" (excluding "Don't Know") **HIGHER scores are better.**

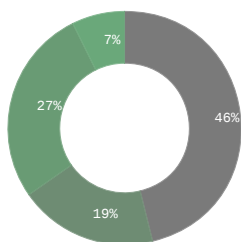
Facility Results (5 Best/Worst)

Boekenhout Clinic	100
Boikhutsong Clinic	100
Temba CHC	100
Stanza Bopape II Clinic	100
Stanza Bopape CHC	100
.....	--
KT Motubatse Clinic	100
Jubilee Gateway Clinic	100
Hercules Clinic	100
FF Ribeiro Clinic	100
Tlamelong Clinic	100

Are people being asked for TB symptoms?

Patient Responses: 464

Yes: 46%
Only sometimes: 19%
No: 27%
Dont know: 7%



District Score* **50%**

Comparison Results

National Average: 64%
Provincial Average: 64%
Best District Result: 100%
Worst District Result: 6%

* Percent of survey responses responding "Yes" (excluding "Don't Know") **HIGHER scores are better.**

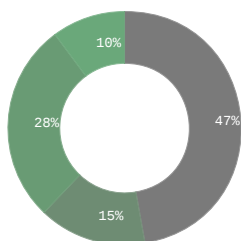
Facility Results (5 Best/Worst)

Hercules Clinic	87
Phedisong 4 CHC	86
Kgabo CHC	72
Temba CHC	72
Sedilega Clinic	72
.....	--
Soshanguve Block JJ Clinic	35
Boikhutsong Clinic	20
FF Ribeiro Clinic	19
Maria Rantho Clinic	10
Stanza Bopape CHC	0

Are people who are coughing in a separate room?

Patient Responses: 462

Yes: 47%
Only sometimes: 15%
No: 28%
Dont know: 10%



District Score* **52%**

Comparison Results

National Average: 56%
Provincial Average: 64%
Best District Result: 100%
Worst District Result: 14%

* Percent of survey responses responding "Yes" (excluding "Don't Know") **HIGHER scores are better.**

Facility Results (5 Best/Worst)

Phedisong 4 CHC	100
Hercules Clinic	100
Tlamelong Clinic	100
Sedilega Clinic	95
Stanza Bopape II Clinic	78
.....	--
Soshanguve Block TT Clinic	33
Boikhutsong Clinic	13
Maria Rantho Clinic	7
Stanza Bopape CHC	0
FF Ribeiro Clinic	0