

## Facility Hours and Waiting Times

Often public healthcare users experience long waiting times — spending hours at each visit to the clinic. This simply does not work well for most people, particularly working people and those in school. Having people living with HIV spend an extended time at a clinic, simply to collect ART refills, increases the risk of that person disengaging from care.

### Time Patients Spend at the Facility?

Patient Responses: 481

Amount of time spent:

**4:34**

### Facility Results (5 Best/Worst)

Eziweni Clinic	3:05
Kanyamazane CHC	3:29
Cottondale Clinic	3:33
Msogwaba Clinic	3:36
Agincourt CHC	3:38
.....	--
Nkwalini Clinic	5:19
Mangweni CHC	5:24
Langloop CHC	5:36
Naas CHC	5:52
Tonga Block C Clinic	6:03

### Comparison Results

National Average:	4:15
Provincial Average:	4:49
Best District Result:	2:00
Worst District Result:	7:13

### Earliest Patient Arrival Time

Patient Responses: 469

Earliest arrival time

**5:43**

### Facility Results (5 Best/Worst)

Buffelspruit CHC	6:37
Bhuga CHC	6:35
Nelspruit CHC	6:30
Gutshwa Clinic	6:23
Agincourt CHC	5:54
.....	--
Manzini Clinic	5:19
Mthimba Clinic	5:19
Phola-Nzikasi CHC	5:00
Naas CHC	4:48
Tonga Block C Clinic	4:31

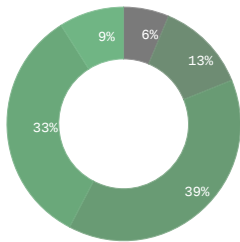
### Comparison Results

National Average:	5:47
Provincial Average:	5:45
Best District Result:	7:09
Worst District Result:	4:39

### How Safe is the Facility to Wait Before it Opens?

Patient Responses: 111

Very Unsafe:	6%
Unsafe:	13%
Neither Safe or Unsafe:	39%
Safe:	33%
Very Safe:	9%



**District Score\* 3.26**

### Comparison Results

National Average:	3.14
Provincial Average:	3.4
Best District Result:	4.98
Worst District Result:	1.43

\* Scores based on average of all survey responses with a maximum score of 5 and a minimum score of 1. **HIGHER scores are better.**

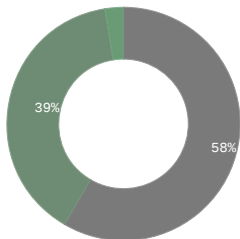
### Facility Results (5 Best/Worst)

Mangweni CHC	5.0
Nelspruit CHC	5.0
Agincourt CHC	4.0
Hazyview Clinic	3.92
White River Clinic	3.57
.....	--
Cottondale Clinic	3.22
Nkwalini Clinic	3.0
Tonga Block C Clinic	2.88
Manzini Clinic	2.86
Eziweni Clinic	1.25

### Are the Queues at the Facility Long?

Patient Responses: 467

Yes:	58%
No:	39%
Dont know:	3%



**District Score\* 57%**

### Comparison Results

National Average:	66%
Provincial Average:	70%
Best District Result:	33%
Worst District Result:	98%

\* Percent of survey responses responding "Yes" (excluding "Don't Know") **LOWER scores are better.**

### Facility Results (5 Best/Worst)

Eziweni Clinic	15
Gutshwa Clinic	18
Agincourt CHC	35
Phola-Nzikasi CHC	36
Kabokweni CHC	38
.....	--
Langloop CHC	85
Nelspruit CHC	86
Naas CHC	89
White River Clinic	92
Buffelspruit CHC	95

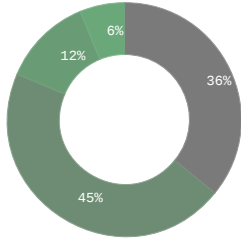
## Facility Staff

Human resource shortages are a major issue in South Africa. Ensuring access to quality healthcare services and ensuring everyone living with HIV and TB gets access to treatment and care depends largely on having enough qualified and committed staff. However, often there are not enough open positions to employ the health workers we need. These shortages lead to long waiting times, longer hospital stays, higher numbers of deaths, and increased pressure on the few staff in place.

### Are there Enough Staff at the Facility?

Patient Responses: 482

Always:	36%
Sometimes:	45%
Never:	12%
Dont know:	6%



**District Score\***

**1.25**

#### Comparison Results

National Average:	1.17
Provincial Average:	1.13
Best District Result:	2.0
Worst District Result:	0.21

\* Scores based on average point value of each response with a maximum score of 2 and a minimum score of 0. **HIGHER scores are better.**

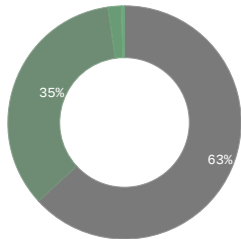
#### Facility Results (5 Best/Worst)

Naas CHC	1.61
Msogwaba Clinic	1.58
Tonga Block C Clinic	1.55
Gutshwa Clinic	1.48
Cottondale Clinic	1.4
.....	--
Langloop CHC	1.06
Buffelspruit CHC	1.05
Kanyamazane CHC	0.95
Nkwalini Clinic	0.9
Phola-Nzikasi CHC	0.9

### Are Staff Friendly and Professional?

Patient Responses: 481

Yes:	63%
Sometimes:	35%
Never:	2%
Dont know:	0%



**District Score\***

**1.62**

#### Comparison Results

National Average:	1.59
Provincial Average:	1.53
Best District Result:	2.0
Worst District Result:	1.03

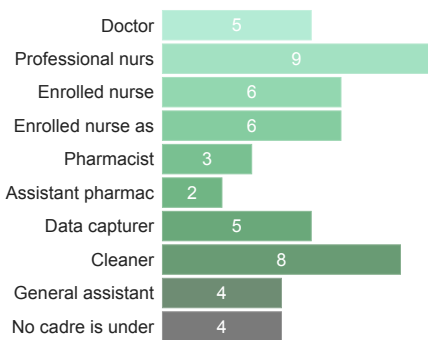
\* Scores based on average point value of each response with a maximum score of 2 and a minimum score of 0. **HIGHER scores are better.**

#### Facility Results (5 Best/Worst)

Agincourt CHC	1.95
Kanyamazane CHC	1.9
Eziweni Clinic	1.88
Tonga Block C Clinic	1.86
White River Clinic	1.84
.....	--
Nelspruit CHC	1.39
Msogwaba Clinic	1.38
Bhuga CHC	1.35
Buffelspruit CHC	1.32
Langloop CHC	1.21

### Which Cadres are Understaffed?

Facility Responses: 20



#### Facility Results

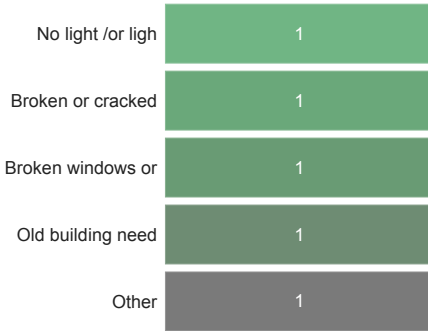
	Doctor	Professional nurse	Enrolled nurse	Enrolled nurse assistant	Pharmacist	Assistant pharmacist	Data capturer	Cleaner	General assistant	No cadre is under
Langloop CHC	1.0	1.0					1.0	1.0	1.0	
Buffelspruit CHC	2.0	2.0					1.0	1.0	1.0	
Mangweni CHC	1.0	1.0	1.0					1.0	1.0	
Eziweni Clinic			1.0	1.0	1.0			1.0		
Tonga Block C Clinic	1.0		1.0	1.0		1.0				
Kanyamazane CHC		1.0						1.0	1.0	
Lillydale Clinic		1.0	1.0							
Msogwaba Clinic			1.0	1.0	1.0					
Phola-Nzikasi CHC		1.0	1.0	1.0						
Hazyview Clinic					1.0	1.0				

## Clinic Conditions

In some cases, clinics monitored through Ritshidze are found to be in a bad condition, with buildings that are dirty or in disrepair, and toilets that are either dysfunctional, unclean or without soap or toilet paper. At other times clinics are too small to meet the needs of patients and more space is required for people to wait, or to provide medical care, or for filing systems or storage. It is important that clinics have enough space and are maintained in a good condition to provide a clean, safe and effective environment to meet the needs of both patients and staff.

### Concerns with the Condition of Building:

Total Observations: 5



#### Facility Results


	No light /or lights not working in some areas of the facility	Broken or cracked roof, walls or floor	Broken windows or doors	Old building needs renovation	Other
Cottondale Clinic				1.0	
Kabokweni CHC			1.0		
Mangweni CHC	1.0				
Manzini Clinic		1.0			
Nkwalini Clinic					1.0

### What do you need more space for?

Facility Responses: 0

### What is in bad condition? Please select all that apply:

Total Observations: 1



#### Facility Results

Buffelspruit CHC	1
------------------	---

The space where files are stored is too small

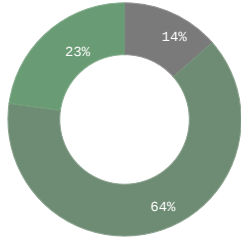
## Access to Medicines and Shortages/Stockouts

Stockouts and shortages of ARVs, TB medicines, contraceptives and other medicines cause disruption, confusion, cost, and can detrimentally affect treatment adherence. Where stockouts and shortages are revealed through monitoring — especially where people are sent home empty handed — these need to be urgently addressed.

### Any Patients left without the Medicine due to Shortage

Patient Responses: 465

Yes:	14%
No:	64%
Dont know:	23%



**District Score\***

**17%**

#### Comparison Results

National Average:	11%
Provincial Average:	22%
Best District Result:	0%
Worst District Result:	50%

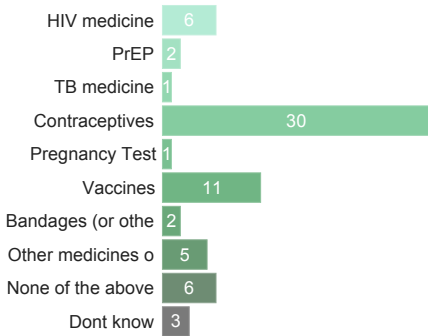
\* Percent of survey responses responding "Yes" (excluding "Don't Know") **LOWER scores are better.**

#### Facility Results (5 Best/Worst)

Tonga Block C Clinic	0
Mthimba Clinic	5
Gutshwa Clinic	6
Phola-Nzikasi CHC	9
Agincourt CHC	10
.....	--
Hazyview Clinic	24
Eziweni Clinic	24
Kabokweni CHC	25
Manzini Clinic	26
Buffelspruit CHC	27

### Patient Reports of Medicine Shortage(s)

Patient Responses: 63

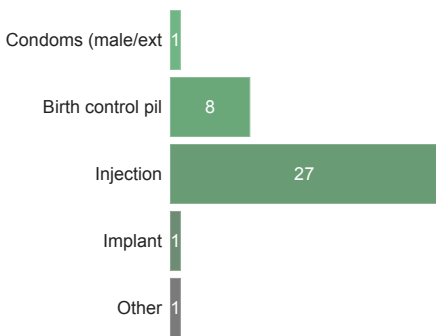


#### Facility Results

	HIV medicine	PrEP	TB medicine	Contraceptives	Pregnancy Test	Vaccines	Bandages (or other dry stock)	Other medicines or tests	None of the above	Dont know
Nelspruit CHC		1.0	1.0			1.0	2.0			1.0
Kabokweni CHC	3.0			1.0		1.0			1.0	
Lillydale Clinic				3.0		1.0			1.0	
Mangweni CHC				1.0				1.0	1.0	
Buffelspruit CHC				2.0		2.0			1.0	
Nkwalini Clinic				1.0		1.0			1.0	
Hazyview Clinic	1.0			1.0				2.0		1.0
Kanyamazane CHC	1.0			1.0		3.0				
Phola-Nzikasi CHC				1.0		1.0				
Naas CHC				1.0			1.0			

### Contraception shortage(s)

Patient Responses: 30

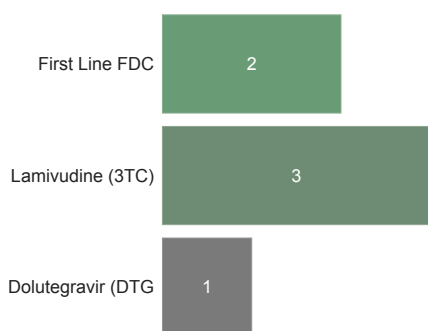


#### Facility Results

	Condoms (male/external)	Birth control pill	Injection	Implant	Other
Buffelspruit CHC			2.0	1.0	
Eziweni Clinic		1.0	5.0		
Gutshwa Clinic	1.0		1.0		
Kanyamazane CHC			1.0		1.0
Lillydale Clinic		2.0	2.0		
Manzini Clinic		2.0	5.0		
Nkwalini Clinic		1.0	1.0		
Cottondale Clinic			1.0		
Hazyview Clinic			1.0		
Kabokweni CHC		1.0			

### HIV medication shortage(s)

Patient Responses: 6



#### Facility Results

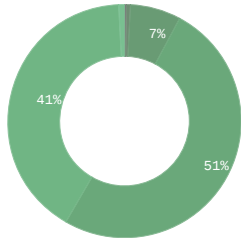
	First Line FDC	Lamivudine (3TC)	Dolutegravir (DTG)
Hazyview Clinic	1.0		
Kabokweni CHC		3.0	
Kanyamazane CHC			1.0
White River Clinic	1.0		

## ARV Collection and Access

Currently many people in South Africa who could benefit from HIV treatment are not, with many people who are living with HIV not on treatment – either never having known their HIV status, or having started on treatment then disengaged from care. To ensure we get more people to start and importantly stay on treatment, it is critical to ensure that ARV collection is as quick and easy as possible. As such efforts should be made to support PLHIV with suppressed viral loads to receive extended ARV refills and be enrolled in a repeat prescription strategy (including external/internal pick up points or adherence clubs).

### Length of HIV medicine refill?

2 weeks:	0%
3 weeks:	1%
1 month:	7%
2 months:	51%
3 months:	41%
6 months:	1%



Patient Responses: 370

**District Score\***

**2.36**

### Comparison Results

National Average:	2.26
Provincial Average:	2.32
Best District Result:	4.0
Worst District Result:	1.64

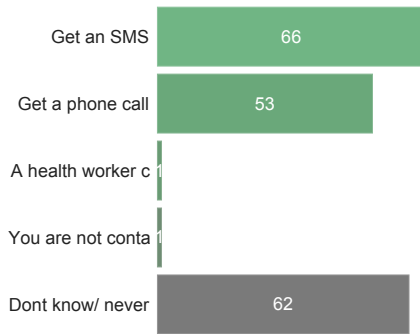
\* Scores based on average point value of each response with a maximum score of 6 and a minimum score of 0.25. **HIGHER scores are better.**

### Facility Results (5 Best/Worst)

Gutshwa Clinic	3.14
Eziweni Clinic	2.89
White River Clinic	2.81
Kanyamazane CHC	2.78
Msogwaba Clinic	2.72
.....	--
Nkwalini Clinic	2.06
Mthimba Clinic	2.05
Langloop CHC	1.88
Buffelspruit CHC	1.86
Lillydale Clinic	1.83

### When Patients Miss a Visit to Collect ARVs:

Patient Responses: 159

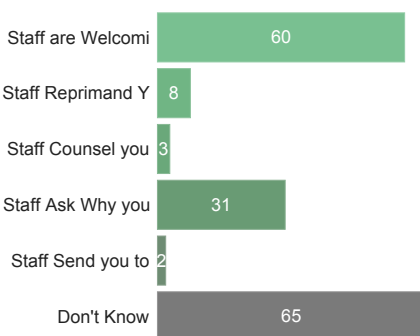


### Facility Results

	Get an SMS	Get a phone call	A health worker comes to your house	You are not contacted by the clinic	Dont know/ never missed a visit
Lillydale Clinic	4.0	7.0	7.0	1.0	5.0
Nkwalini Clinic	7.0	4.0			5.0
Nelspruit CHC	2.0	5.0			5.0
Naas CHC	1.0	2.0			4.0
Mthimba Clinic	8.0	5.0			3.0
Manzini Clinic	9.0	3.0			2.0
Mangweni CHC	2.0	2.0			
Phola-Nzikasi CHC	5.0	3.0			4.0
Agincourt CHC	2.0				4.0
Kabokweni CHC	4.0	3.0			2.0

### When a patient misses a visit, what happens the next time the patients comes to collect ARVs?

Patient Responses: 159



### Facility Results

	Staff are Welcomed Back	Staff Reprimand You	Staff Counsel you on Adherence	Staff Ask Why you Missed Appt	Staff Send you to Back of Queue	Don't Know
Nelspruit CHC		3.0		1.0		6.0
Cottondale Clinic	1.0	1.0		1.0	1.0	5.0
Naas CHC	2.0	1.0				4.0
Buffelspruit CHC	5.0	2.0	2.0	1.0		
Manzini Clinic	4.0	1.0		3.0		6.0
Nkwalini Clinic	6.0			4.0	1.0	3.0
Agincourt CHC	1.0			1.0		4.0
Bhuga CHC	3.0			1.0		4.0
Hazyview Clinic	1.0			1.0		4.0
Kabokweni CHC	3.0			4.0		2.0

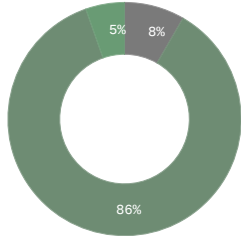
## Adherence Clubs

Adherence clubs should simplify and adapt HIV services to both serve the needs of people living with HIV better and reduce unnecessary burdens on the health system. Adherence clubs provide space to get much-needed treatment literacy information and support PLHIV to remain adherent to treatment. Yet currently many adherence clubs have been suspended due to the COVID-19 pandemic. This suspension means our sample size for adherence club member responses is at times very low.

### If Not in an Adherence Club Already, Are you Aware of Them at this Facility?

Patient Responses: 371

Yes:	8%
No:	86%
Dont know:	5%



**District Score\***

**9%**

#### Comparison Results

National Average:	41%
Provincial Average:	15%
Best District Result:	92%
Worst District Result:	0%

\* Percent of survey responses responding "Yes" (excluding "Don't Know") **HIGHER scores are better.**

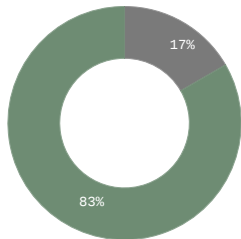
#### Facility Results (5 Best/Worst)

Hazyview Clinic	57
Agincourt CHC	20
Lillydale Clinic	18
Phola-Nzikasi CHC	16
Nelspruit CHC	12
.....	--
Mangweni CHC	0
Eziweni Clinic	0
Msogwaba Clinic	0
Naas CHC	0
Nkwalini Clinic	0

### Does the Adherence Club make HIV medicine pick up faster?

Total Responses: 6

No:	17%
Dont know:	83%



**District Score\***

**0%**

#### Comparison Results

National Average:	93%
Provincial Average:	0%
Best District Result:	100%
Worst District Result:	0%

\* Percent of survey responses responding "Yes" (excluding "Don't Know") **HIGHER scores are better.**

#### Facility Results

Mangweni CHC	0
Naas CHC	0
Tonga Block C Clinic	0

### Information provided by the Adherence Club

Total Responses: 6

Dont know

6

#### Facility Results

Eziweni Clinic	1
Kanyamazane CHC	1
Langloop CHC	1
Mangweni CHC	1
Msogwaba Clinic	1
White River Clinic	1

### What clinical services are offered at an adherence club meeting?

Total Responses: 6

Dont know

6

#### Facility Results

Eziweni Clinic	1
Kanyamazane CHC	1
Langloop CHC	1
Mangweni CHC	1
Msogwaba Clinic	1
White River Clinic	1

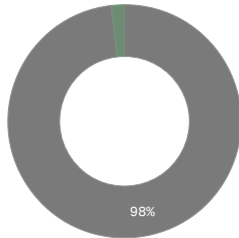
## Access to Viral Load Testing / Information

Treatment and viral load literacy improves linkage rates and ART continuity as people living with HIV understand the importance of starting and remaining on treatment effectively. By becoming as informed as possible, PLHIV are empowered to take control of their own health and sex lives. However, sometimes PLHIV report that healthcare workers do not explain the results of viral load test results and at times PLHIV do not understand the benefits of having an undetectable viral load.

### Have Patients had a Viral Load Test in the Past Year?

Patient Responses: 376

Yes:	98%
No:	2%



**District Score\***

**98%**

#### Comparison Results

National Average:	95%
Provincial Average:	96%
Best District Result:	100%
Worst District Result:	84%

\* Percent of survey responses responding "Yes" (excluding "Don't Know") **HIGHER scores are better.**

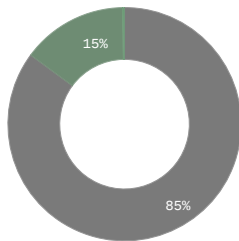
#### Facility Results (5 Best/Worst)

Agincourt CHC	100
Langloop CHC	100
Phola-Nzikasi CHC	100
Nkwalini Clinic	100
Mthimba Clinic	100
.....	--
Naas CHC	94
Tonga Block C Clinic	94
Lillydale Clinic	94
Bhugwa CHC	90
Gutshwa Clinic	89

### Did a Health Worker Explain the Viral Load Test Result?

Patient Responses: 369

Yes:	85%
No:	15%
Dont know:	0%



**District Score\***

**85%**

#### Comparison Results

National Average:	86%
Provincial Average:	84%
Best District Result:	100%
Worst District Result:	34%

\* Percent of survey responses responding "Yes" (excluding "Don't Know") **HIGHER scores are better.**

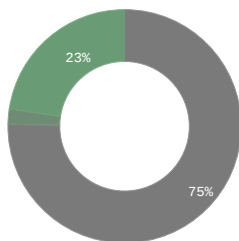
#### Facility Results (5 Best/Worst)

Lillydale Clinic	100
Nkwalini Clinic	100
Eziweni Clinic	100
Gutshwa Clinic	100
Mthimba Clinic	100
.....	--
Naas CHC	80
Nelspruit CHC	80
White River Clinic	69
Kanyamazane CHC	56
Msogwaba Clinic	22

### Treatment Literacy: Do Patients Understand Viral Load and their Health?

Patient Responses: 376

Yes:	75%
No:	2%
Dont know:	23%



**District Score\***

**0.75**

#### Comparison Results

National Average:	0.82
Provincial Average:	0.79
Best District Result:	1.0
Worst District Result:	0.41

\* Scores based on average point value of each response with a maximum score of 1 and a minimum score of 0. **HIGHER scores are better.**

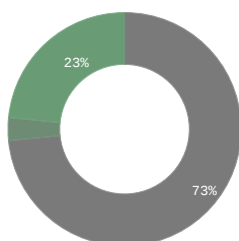
#### Facility Results (5 Best/Worst)

Lillydale Clinic	1.0
Mangweni CHC	1.0
Mthimba Clinic	1.0
Phola-Nzikasi CHC	1.0
Gutshwa Clinic	1.0
.....	--
Cottondale Clinic	0.53
Agincourt CHC	0.33
Msogwaba Clinic	0.17
Kanyamazane CHC	0.17
White River Clinic	0.12

### Treatment Literacy: Do Patients Understand Viral Load and Transmission?

Patient Responses: 376

Yes:	73%
No:	3%
Dont know:	23%



**District Score\***

**0.73**

#### Comparison Results

National Average:	0.74
Provincial Average:	0.7
Best District Result:	1.0
Worst District Result:	0.26

\* Scores based on average point value of each response with a maximum score of 1 and a minimum score of 0. **HIGHER scores are better.**

#### Facility Results (5 Best/Worst)

Mangweni CHC	1.0
Mthimba Clinic	1.0
Gutshwa Clinic	1.0
Langloop CHC	1.0
Buffelspruit CHC	0.94
.....	--
Eziweni Clinic	0.56
Agincourt CHC	0.47
Kanyamazane CHC	0.22
Msogwaba Clinic	0.17
White River Clinic	0.12

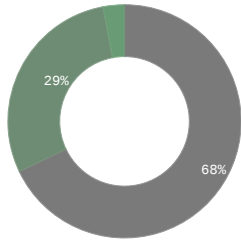


## Index Testing

Index testing (aka Assisted Partner Notification Services or Contact Tracing) can help identify PLHIV earlier, get them access treatment to protect their health and interrupt onward transmission of HIV. However, if implemented poorly, index testing can cause harm to individuals, undermine their rights to consent, privacy, and confidentiality, it erodes trust in healthcare providers, and can put individuals at risk of violence. This is extremely important in the context of South Africa with a well-documented epidemic of gender-based violence. HIV diagnosis increases the risk of intimate partner violence (IPV). Improperly conducted or pressured participation in index testing exacerbates these risks. In order to be conducted safely, index testing must always be voluntary and there must always be screening to assess the risk of IPV. Where violence or risk of violence is reported, those partners should never be contacted. Instead people should be offered IPV services on site or by referral. Adverse-event monitoring systems must be in place to ensure clients are supported if they do experience any harms.

### Have Patients been Asked to Participate in Index Testing?

Yes:	68%
No:	29%
Dont know:	3%



**District Score\*** **69%**

#### Comparison Results

National Average:	66%
Provincial Average:	69%
Best District Result:	100%
Worst District Result:	3%

\* Percent of survey responses responding "Yes" (excluding "Don't Know") **HIGHER scores are better.**

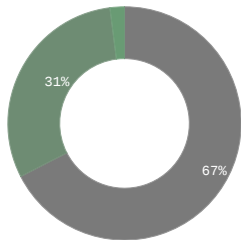
Patient Responses: 371

#### Facility Results (5 Best/Worst)

White River Clinic	100
Kanyamazane CHC	100
Eziweni Clinic	100
Naas CHC	100
Msogwaba Clinic	100
.....	--
Agincourt CHC	47
Bhuga CHC	38
Manzini Clinic	38
Cottondale Clinic	38
Nelspruit CHC	35

### Did a Health Worker Tell You You can Refuse to Participate in Index Testing?

Yes:	67%
No:	31%
Dont know:	2%



**District Score\*** **68%**

#### Comparison Results

National Average:	81%
Provincial Average:	71%
Best District Result:	100%
Worst District Result:	0%

\* Percent of survey responses responding "Yes" (excluding "Don't Know") **HIGHER scores are better.**

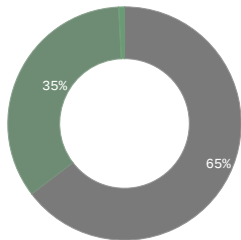
Patient Responses: 249

#### Facility Results (5 Best/Worst)

Agincourt CHC	100
Kabokweni CHC	100
Phola-Nzikasi CHC	100
Cottondale Clinic	100
Manzini Clinic	100
.....	--
Naas CHC	69
Eziweni Clinic	12
Kanyamazane CHC	11
White River Clinic	7
Msogwaba Clinic	0

### Did the healthcare worker ask you about your risk of gender-based violence from your partner(s)?

Yes:	65%
No:	35%
Dont know:	1%



**District Score\*** **64%**

#### Comparison Results

National Average:	79%
Provincial Average:	68%
Best District Result:	100%
Worst District Result:	0%

\* Percent of survey responses responding "Yes" (excluding "Don't Know") **HIGHER scores are better.**

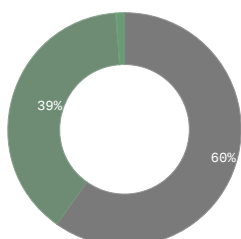
Patient Responses: 249

#### Facility Results (5 Best/Worst)

Agincourt CHC	100
Kabokweni CHC	100
Nkwalini Clinic	100
Manzini Clinic	100
Mangweni CHC	100
.....	--
Nelspruit CHC	56
Kanyamazane CHC	0
Eziweni Clinic	0
Msogwaba Clinic	0
White River Clinic	0

### Did the healthcare worker provide you with information on available gender-based violence services?

Yes:	60%
No:	39%
Dont know:	1%



**District Score\*** **60%**

#### Comparison Results

National Average:	74%
Provincial Average:	66%
Best District Result:	100%
Worst District Result:	0%

\* Percent of survey responses responding "Yes" (excluding "Don't Know") **HIGHER scores are better.**

Patient Responses: 249

#### Facility Results (5 Best/Worst)

Agincourt CHC	100
Langloop CHC	100
Phola-Nzikasi CHC	100
Lillydale Clinic	100
Kabokweni CHC	93
.....	--
Gutshwa Clinic	50
Eziweni Clinic	0
Msogwaba Clinic	0
Kanyamazane CHC	0
White River Clinic	0



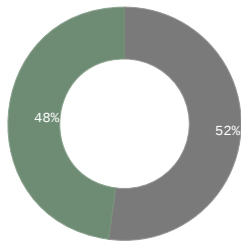
## TB Infection Control

Six simple interventions are at the heart of how clinics can be part of turning the tide on TB infection — a disease that still kills close to 60,000 people a year in South Africa, according to the World Health Organization (WHO). By following a checklist of good practice, clinics can be safer for patients and staff. The six measures are: ensuring enough room and space for patients to wait without overcrowding; keeping windows open; ensuring there are TB information posters prominently displayed; reducing clinic waiting times to less than an average of an hour and 15 minutes; screening all arriving patients for TB symptoms; and separating patients who are coughing on arrival at the clinic. Previously there was a seventh item on the checklist. It was for people who are coughing to be given a mask to wear on arrival. However, since the onset of COVID-19, everyone has to by law be wearing a mask in a public place such as a clinic.

### Enough room in the waiting area?

Total Observations: 23

Yes: 52%  
No: 48%



**District Score\*** **52%**

#### Comparison Results

National Average: 47%  
Provincial Average: 50%  
Best District Result: 75%  
Worst District Result: 0%

\* Percent of survey responses responding "Yes" (excluding "Don't Know") **HIGHER scores are better.**

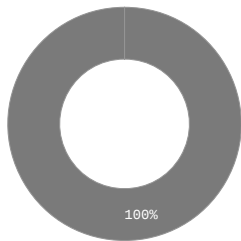
#### Facility Results (5 Best/Worst)

Agincourt CHC	100
Kanyamazane CHC	100
Tonga Block C Clinic	100
Phola-Nzikasi CHC	100
Naas CHC	100
.....	--
Nelspruit CHC	0
Nkwalini Clinic	0
Cottondale Clinic	0
Buffelspruit CHC	0
White River Clinic	0

### Were the Facility Windows Open?

Total Observations: 23

Yes: 100%



**District Score\*** **100%**

#### Comparison Results

National Average: 95%  
Provincial Average: 93%  
Best District Result: 100%  
Worst District Result: 60%

\* Percent of survey responses responding "Yes" (excluding "Don't Know") **HIGHER scores are better.**

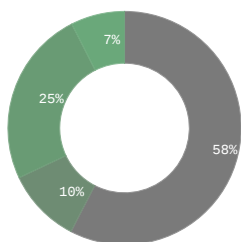
#### Facility Results (5 Best/Worst)

Agincourt CHC	100
Bhuga CHC	100
Tonga Block C Clinic	100
Phola-Nzikasi CHC	100
Nkwalini Clinic	100
.....	--
Gutshwa Clinic	100
Eziweni Clinic	100
Cottondale Clinic	100
Buffelspruit CHC	100
White River Clinic	100

### Are people being asked for TB symptoms?

Patient Responses: 481

Yes: 58%  
Only sometimes: 10%  
No: 25%  
Dont know: 7%



**District Score\*** **62%**

#### Comparison Results

National Average: 64%  
Provincial Average: 51%  
Best District Result: 100%  
Worst District Result: 6%

\* Percent of survey responses responding "Yes" (excluding "Don't Know") **HIGHER scores are better.**

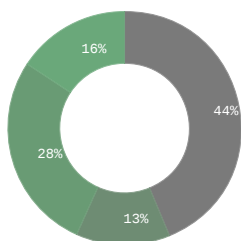
#### Facility Results (5 Best/Worst)

Eziweni Clinic	96
Msogwaba Clinic	88
Gutshwa Clinic	85
Langloop CHC	83
Manzini Clinic	79
.....	--
Buffelspruit CHC	41
Cottondale Clinic	40
Hazyview Clinic	35
Mthimba Clinic	32
Bhuga CHC	17

### Are people who are coughing in a separate room?

Patient Responses: 483

Yes: 44%  
Only sometimes: 13%  
No: 28%  
Dont know: 16%



**District Score\*** **52%**

#### Comparison Results

National Average: 56%  
Provincial Average: 41%  
Best District Result: 100%  
Worst District Result: 14%

\* Percent of survey responses responding "Yes" (excluding "Don't Know") **HIGHER scores are better.**

#### Facility Results (5 Best/Worst)

Msogwaba Clinic	100
Eziweni Clinic	88
Gutshwa Clinic	88
Manzini Clinic	83
Nkwalini Clinic	75
.....	--
Cottondale Clinic	25
Hazyview Clinic	23
Nelspruit CHC	21
Bhuga CHC	18
White River Clinic	0