

Facility Hours and Waiting Times

Often public healthcare users experience long waiting times — spending hours at each visit to the clinic. This simply does not work well for most people, particularly working people and those in school. Having people living with HIV spend an extended time at a clinic, simply to collect ART refills, increases the risk of that person disengaging from care.

Time Patients Spend at the Facility?

Patient Responses: 356

Amount of time spent: **4:NaN**

Facility Results (5 Best/Worst)

Nhlazatshe 6 Clinic	1:43
Lillian Mambakazi CHC	3:12
Nhlazatshe Clinic	3:13
Sead Clinic	3:21
Emthonjeni Clinic (Msukaligwa)	3:45
.....	--
Langverwacht Ext 14 Clinic	5:40
Mkhondo Town Clinic	5:50
Lebohang CHC	6:03
Embalenhle CHC	6:48
Paulina Morapeli CHC	7:07

Comparison Results

National Average:	4:58
Province Average:	5:01
Best District Result:	3:36
Worst District Result:	7:55

Earliest Patient Arrival Time

Patient Responses: 324

Earliest arrival time: **5:NaN**

Facility Results (5 Best/Worst)

Nhlazatshe 6 Clinic	6:24
Bethal Town Clinic	6:16
Winifred Maboja CHC	6:12
Nhlazatshe Clinic	6:10
Mkhondo Town Clinic	6:06
.....	--
Piet Retief Clinic	5:10
Ermelo Clinic	5:06
Paulina Morapeli CHC	5:05
Lillian Mambakazi CHC	5:00
Lebohang CHC	4:41

Comparison Results

National Average:	5:26
Province Average:	5:25
Best District Result:	7:54
Worst District Result:	4:18

How Safe is the Facility to Wait Before it Opens?

Patient Responses: 141

Very Unsafe:	15%
Unsafe:	15%
Neither Safe or Unsafe:	28%
Safe:	25%
Very Safe:	16%
Dont know:	1%

District Score*

3.13

Comparison Results

National Average:	2.92
Province Average:	3.11
Best District Result:	4.54
Worst District Result:	1.00

* Scores based on average of all survey responses with a maximum score of 5 and a minimum score of 1. **HIGHER scores are better.**

Facility Results (5 Best/Worst)

Nhlazatshe 6 Clinic	4.60
Lillian Mambakazi CHC	4.00
Piet Retief Clinic	4.00
Langverwacht Ext 14 Clinic	3.71
Ermelo Clinic	3.57
.....	--
Paulina Morapeli CHC	2.92
Thussville (MN Cindi) Clinic	2.44
Bethal Town Clinic	2.00
Ethandakukhanya Clinic	2.00
Sead Clinic	2.00

Are the Queues at the Facility Long?

Patient Responses: 359

Yes:	76%
No:	23%
Dont know:	2%

District Score*

77%

Comparison Results

National Average:	81%
Province Average:	75%
Best District Result:	46%
Worst District Result:	100%

* Percent of survey responses responding undefined (excluding "Don't Know"). **LOWER scores are better.**

Facility Results (5 Best/Worst)

Winifred Maboja CHC	50%
Sead Clinic	50%
Embalenhle CHC	50%
Nhlazatshe Clinic	53%
Lillian Mambakazi CHC	57%
.....	--
Thussville (MN Cindi) Clinic	95%
Mkhondo Town Clinic	100%
Emthonjeni Clinic (Msukaligwa)	100%
Piet Retief Clinic	100%
Ermelo Clinic	100%

Facility Staff

Human resource shortages are a major issue in South Africa. Ensuring access to quality healthcare services and ensuring everyone living with HIV and TB gets access to treatment and care depends largely on having enough qualified and committed staff. However, often there are not enough open positions to employ the health workers we need. These shortages lead to long waiting times, longer hospital stays, higher numbers of deaths, and increased pressure on the few staff in place.

Are there Enough Staff at the Facility?

Patient Responses: 358

District Score* **1.21**

Comparison Results

National Average:	1.02
Province Average:	1.18
Best District Result:	1.43
Worst District Result:	0.12

* Scores based on average point value of each response with a maximum score of 2 and a minimum score of 0. **HIGHER scores are better.**

Facility Results (5 Best/Worst)

Nhlazatshe Clinic	2.00
Ermelo Clinic	1.65
Nhlazatshe 6 Clinic	1.63
Lillian Mambakazi CHC	1.61
Secunda Clinic	1.58
.....	--
Thussville (MN Cindi) Clinic	0.90
Sead Clinic	0.89
Bethal Town Clinic	0.85
Piet Retief Clinic	0.65
Ethandakukhanya Clinic	0.42

Always: 37%
Sometimes: 44%
Never: 16%
Dont know: 3%

Are Staff Friendly and Professional?

Patient Responses: 360

District Score* **1.56**

Comparison Results

National Average:	1.46
Province Average:	1.53
Best District Result:	1.81
Worst District Result:	1.05

* Scores based on average point value of each response with a maximum score of 2 and a minimum score of 0. **HIGHER scores are better.**

Facility Results (5 Best/Worst)

Amsterdam CHC	2.00
Secunda Clinic	2.00
Ethandakukhanya Clinic	1.89
Mkhondo Town Clinic	1.79
Emthonjeni Clinic (Msukaligwa)	1.76
.....	--
Bethal Town Clinic	1.42
Piet Retief Clinic	1.41
Embalenhle CHC	1.16
Paulina Morapeli CHC	1.00
Thussville (MN Cindi) Clinic	1.00

Yes: 61%
Sometimes: 32%
Never: 6%
Dont know: 1%

Which Cadres are Understaffed?

Facility Responses: 15

Facility Results

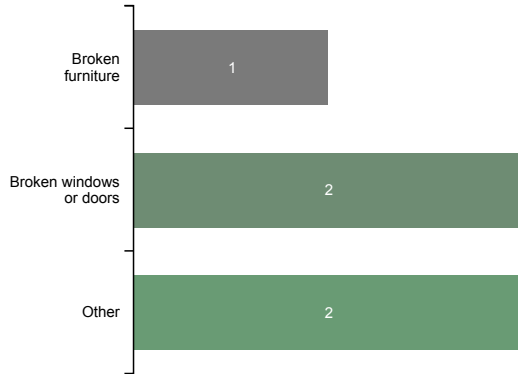
	Doctor	Professional nurse	Enrolled nurse	Enrolled nurse assistant	Pharmacist	Assistant pharmacist	Lay counselors	Linkage officers	Adherence club facilitators	Data capturer	Security guard	Cleaner	General assistant
Piet Retief Clinic				1				1			1	2	
Winifred Maboja CHC			1	1	1		1						1
Embalenhle CHC	1	1											
Ermelo Clinic	1	1					1						
Ethandakukhanya Clinic									1		1	1	
Lillian Mambakazi CHC		1	1										
Nhlazatshe Clinic					1				1				
Sead Clinic		1							1				
Bethal Town Clinic											1		
Mkhondo Town Clinic									1				

Clinic Conditions

In some cases, clinics monitored through Ritshidze are found to be in a bad condition, with buildings that are dirty or in disrepair, and toilets that are either dysfunctional, unclean or without soap or toilet paper. At other times clinics are too small to meet the needs of patients and more space is required for people to wait, or to provide medical care, or for filing systems or storage. It is important that clinics have enough space and are maintained in a good condition to provide a clean, safe and effective environment to meet the needs of both patients and staff.

Concerns with the Condition of Building:

Total Observations:3

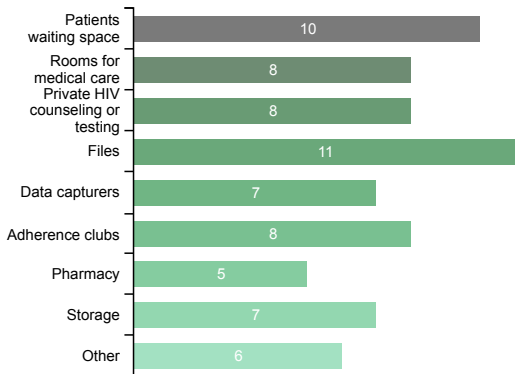


Facility Results

Facility	Broken furniture	Broken windows or doors	Other
Emthonjeni Clinic (Msukaligwa)	1	1	
Thussville (MN Cindi) Clinic		1	1
Ermelo Clinic			1

What do you need more space for?

Facility Responses:14

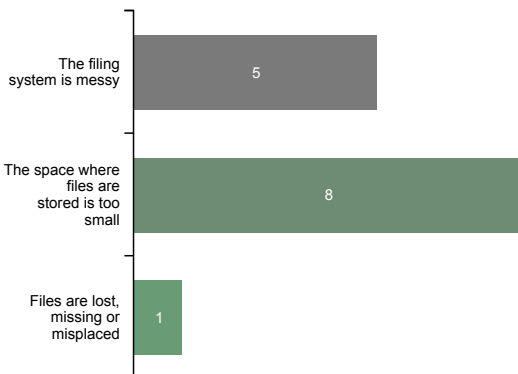


Facility Results

Facility	Patients waiting space	Rooms for medical care	Private HIV counseling or testing	Files	Data capturers	Adherence clubs	Pharmacy	Storage	Other
Bethal Town Clinic	1	1	1	1	1	1			
Emthonjeni Clinic (Msukaligwa)	1	1	1	1		1	1		
Paulina Morapeli CHC	1		1	1				1	1
Sead Clinic		1	1	1		1		1	
Secunda Clinic	1	1		1	1				1
Lebohang CHC	1					1		1	1
Lillian Mambakazi CHC					1	1			
Thussville (MN Cindi) Clinic				1					1
Winifred Maboja CHC	1								1
Langverwacht Ext 14 Clinic				1					

What is in bad condition? Please select all that apply:

Total Observations:9



Facility Results

Facility	The filing system is messy	The space where files are stored is too small	Files are lost, missing or misplaced
Emthonjeni Clinic (Msukaligwa)	1		1
Embalenhle CHC	1	1	
Ermelo Clinic	1	1	
Paulina Morapeli CHC	1	1	
Amsterdam CHC		1	
Lillian Mambakazi CHC	1		
Nhlazatshe Clinic		1	
Thussville (MN Cindi) Clinic		1	
Winifred Maboja CHC		1	



Thabo Mofutsanyana District Monitoring Report

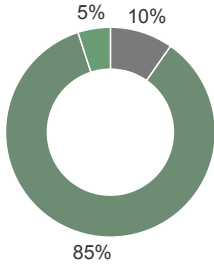
Free State: 2021 Q1

Access to Medicines and Shortages/Stockouts

Stockouts and shortages of ARVs, TB medicines, contraceptives and other medicines cause disruption, confusion, cost, and can detrimentally affect treatment adherence. Where stockouts and shortages are revealed through monitoring — especially where people are sent home empty handed — these need to be urgently addressed.

Any Patients left without the Medicine due to Shortage

Yes: 10%
No: 85%
Dont know: 5%



District Score*

10%

Comparison Results

National Average: 15%
Province Average: 13%
Best District Result: 0%
Worst District Result: 82%

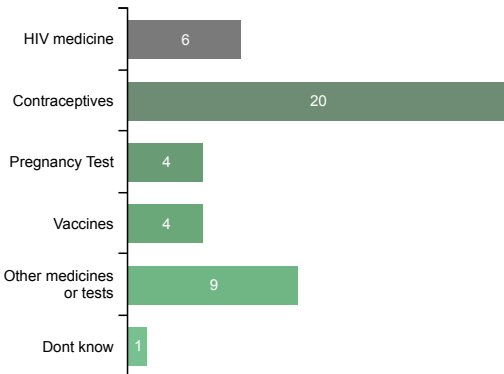
* Percent of survey responses responding undefined (excluding "Don't Know"). **LOWER scores are better.**

Facility Results (5 Best/Worst)

Amsterdam CHC	0%
Emthonjeni Clinic (Msukaligwa)	0%
Ermelo Clinic	0%
Piet Retief Clinic	0%
Mkhondo Town Clinic	0%
.....	--
Paulina Morapeli CHC	19%
Lillian Mambakazi CHC	19%
Embalenhle CHC	22%
Thussville (MN Cindi) Clinic	24%
Langverwacht Ext 14 Clinic	29%

Patient Reports of Medicine Shortage(s)

Patient Responses: 35

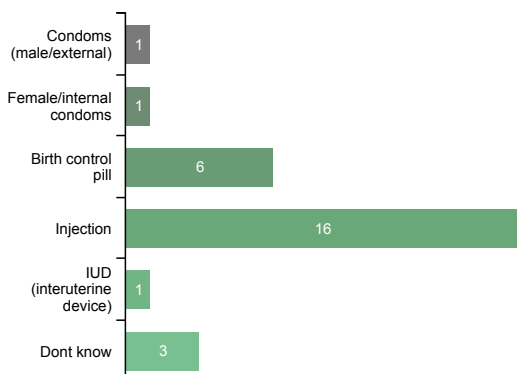


Facility Results

Facility	HIV medicine	Contraceptives	Pregnancy Test	Vaccines	Other medicines or tests	Dont know
Ethandakukhanya Clinic		1	2	2		
Paulina Morapeli CHC	1	1		1		
Sead Clinic	1	1	1			
Thussville (MN Cindi) Clinic	1	2			3	
Bethal Town Clinic	1				1	1
Embalenhle CHC		2			2	
Langverwacht Ext 14 Clinic		4			2	
Lebohang CHC	1	1				
Lillian Mambakazi CHC		4		1		
Secunda Clinic		1				

Contraception shortage(s)

Patient Responses: 20

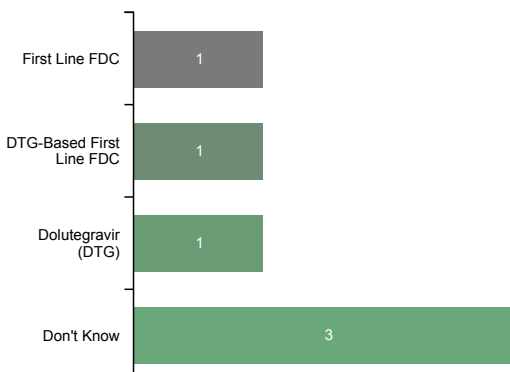


Facility Results

Facility	Condoms (male/external)	Female/internal condoms	Birth control pill	Injection	IUD (interuterine device)	Dont know
Ethandakukhanya Clinic	1	1	1	1	1	
Langverwacht Ext 14 Clinic			1	4		
Lillian Mambakazi CHC			3	3		1
Winifred Maboja CHC			1	1		1
Embalenhle CHC				2		
Lebohang CHC				1		
Paulina Morapeli CHC				1		
Sead Clinic				1		
Secunda Clinic				1		
Thussville (MN Cindi) Clinic				1		1

HIV medication shortage(s)

Patient Responses: 6



Facility Results

Facility	First Line FDC	DTG-Based First Line FDC	Dolutegravir (DTG)	Dont Know
Lebohang CHC		1		
Paulina Morapeli CHC			1	
Thussville (MN Cindi) Clinic	1			
Bethal Town Clinic				1
Sead Clinic				1
Winifred Maboja CHC				1

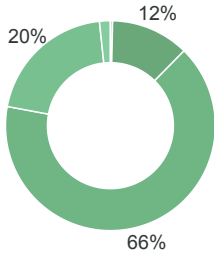
ARV Collection and Access

Currently many people in South Africa who could benefit from HIV treatment are not, with many people who are living with HIV not on treatment – either never having known their HIV status, or having started on treatment then disengaged from care. To ensure we get more people to start and importantly stay on treatment, it is critical to ensure that ARV collection is as quick and easy as possible. As such efforts should be made to support PLHIV with suppressed viral loads to receive extended ARV refills and be enrolled in a repeat prescription strategy (including external/internal pick up points or adherence clubs).

Length of HIV medicine refill?

Patient Responses: 299

1 week:	0%
2 weeks:	0%
3 weeks:	0%
1 month:	12%
2 months:	66%
3 months:	20%
6 months:	2%
Dont know:	0%



District Score*

2.15

Comparison Results

National Average:	2.03
Province Average:	2.23
Best District Result:	2.39
Worst District Result:	1.56

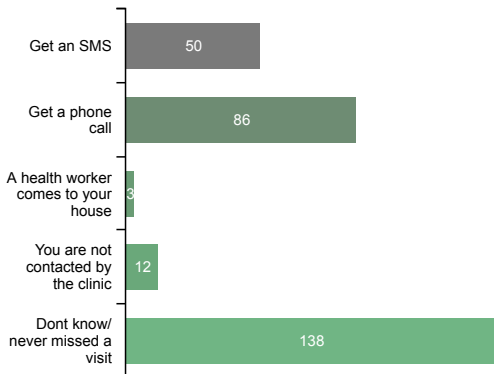
* Scores based on average point value of each response with a maximum score of 6 and a minimum score of 0. **HIGHER scores are better.**

Facility Results (5 Best/Worst)

Langverwacht Ext 14 Clinic	3.05
Embalenhle CHC	2.53
Bethal Town Clinic	2.47
Thussville (MN Cindi) Clinic	2.44
Secunda Clinic	2.31
.....	--
Piet Retief Clinic	1.88
Paulina Morapeli CHC	1.88
Amsterdam CHC	1.88
Ethandakukhanya Clinic	1.78
Lillian Mambakazi CHC	1.38

When Patients Miss a Visit to Collect ARVs:

Patient Responses: 265

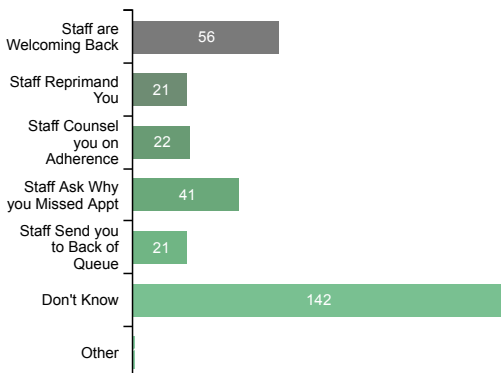


Facility Results

	Get an SMS	Get a phone call	A health worker comes to your house	You are not contacted by the clinic	Dont know/ never missed a visit
Piet Retief Clinic	4	9			4
Nhlazatshe Clinic	2	5			9
Lillian Mambakazi CHC	2				14
Mkhondo Town Clinic	3	6	1		7
Thussville (MN Cindi) Clinic	1	9			7
Ethandakukhanya Clinic	1	9			9
Ermelo Clinic	1	9	1		6
Emthonjeni Clinic (Msukaligwa)		7			7
Nhlazatshe 6 Clinic	3	6	1		10
Winifred Maboa CHC	5				12

When a patient misses a visit, what happens the next time the patients comes to collect ARVs?

Patient Responses: 264



Facility Results

	Staff are Welcoming Back	Staff Reprimand You	Staff Counsel you on Adherence	Staff Ask Why you Missed Appt	Staff Send you to Back of Queue	Don't Know	Other
Langverwacht Ext 14 Clinic	4		1	4	3	5	
Amsterdam CHC	2	1	2	1			
Emthonjeni Clinic (Msukaligwa)	5	1		5	1	7	
Paulina Morapeli CHC	2		1	3	1	8	
Nhlazatshe Clinic	5	1	1	1		9	
Ermelo Clinic	10	1		1		6	
Nhlazatshe 6 Clinic	6		1	4		10	1
Lillian Mambakazi CHC	1					15	
Ethandakukhanya Clinic	1		4	7		9	
Mkhondo Town Clinic	5		5	1		7	

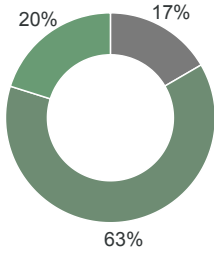
Adherence Clubs

Adherence clubs should simplify and adapt HIV services to both serve the needs of people living with HIV better and reduce unnecessary burdens on the health system. Adherence clubs provide space to get much-needed treatment literacy information and support PLHIV to remain adherent to treatment. Yet currently many adherence clubs have been suspended due to the COVID-19 pandemic. This suspension means our sample size for adherence club member responses is at times very low.

If Not in an Adherence Club Already, Are you Aware of Them at this Facility?

Patient Responses: 283

Yes:	17%
No:	63%
Dont know:	20%



District Score* **31%**

Comparison Results

National Average:	35%
Province Average:	30%
Best District Result:	91%
Worst District Result:	1%

* Percent of survey responses responding undefined (excluding "Don't Know"). **HIGHER scores are better.**

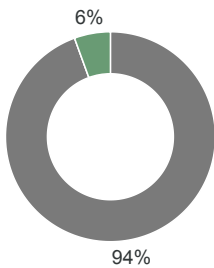
Facility Results

Bohlokong Clinic	83%
Namahali Clinic	50%
Boiketlo Clinic	33%
Phuthaditjhaba Clinic	20%
Thusa Bophelo Clinic	17%
Harrismith Clinic	15%
Reitumetse Clinic	0%

Does the Adherence Club make HIV medicine pick up faster?

Total Responses: 18

Yes:	94%
No:	0%
Dont know:	6%



District Score* **100%**

Comparison Results

National Average:	94%
Province Average:	100%
Best District Result:	100%
Worst District Result:	0%

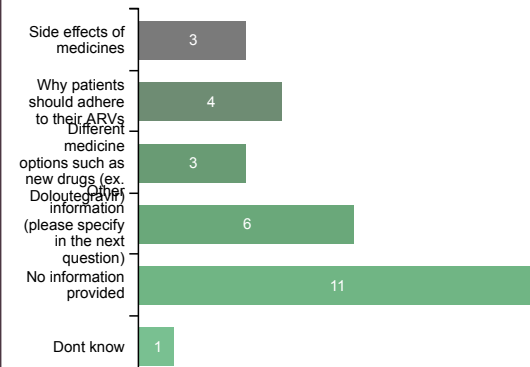
* Percent of survey responses responding undefined (excluding "Don't Know"). **HIGHER scores are better.**

Facility Results

Bohlokong Clinic	100%
Harrismith Clinic	100%
Namahali Clinic	100%

Information provided by the Adherence Club

Total Responses: 18

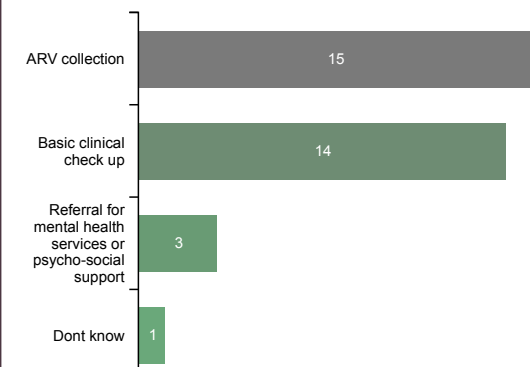


Facility Results

	Side effects of medicines	Why patients should adhere to their ARVs	Different medicine options such as new drugs (ex. Dolutedar)	Other information (please specify in the next question)	No information provided	Dont know
Harrismith Clinic					1	
Thusa Bophelo Clinic					1	1
Bohlokong Clinic	2	2	1	2	3	
Namahali Clinic	1	2	2	4	6	

What clinical services are offered at an adherence club meeting?

Total Responses: 18



Facility Results

	ARV collection	Basic clinical check up	Referral for mental health services or psycho-social support	Dont know
Thusa Bophelo Clinic				1
Bohlokong Clinic	6	6	1	
Harrismith Clinic	1	1	1	
Namahali Clinic	8	7	1	

Access to Viral Load Testing / Information

Treatment and viral load literacy improves linkage rates and ART continuity as people living with HIV understand the importance of starting and remaining on treatment effectively. By becoming as informed as possible, PLHIV are empowered to take control of their own health and sex lives. However, sometimes PLHIV report that healthcare workers do not explain the results of viral load test results and at times PLHIV do not understand the benefits of having an undetectable viral load.

Have Patients had a Viral Load Test in the Past Year?

Patient Responses: 65

Yes:	91%
No:	6%
Dont know:	3%

District Score* **94%**

Comparison Results

National Average:	94%
Province Average:	92%
Best District Result:	100%
Worst District Result:	71%

* Percent of survey responses responding undefined (excluding "Don't Know"). **HIGHER scores are better.**

Facility Results

Bohlokong Clinic	100%
Boiketlo Clinic	100%
Harrismith Clinic	100%
Namahali Clinic	100%
Thusa Bophelo Clinic	86%
Phuthaditjhaba Clinic	67%
Reitumetse Clinic	67%

Did a Health Worker Explain the Viral Load Test Result?

Patient Responses: 58

Yes:	84%
No:	16%
Dont know:	0%

District Score* **83%**

Comparison Results

National Average:	77%
Province Average:	84%
Best District Result:	98%
Worst District Result:	34%

* Percent of survey responses responding undefined (excluding "Don't Know"). **HIGHER scores are better.**

Facility Results

Boiketlo Clinic	100%
Bohlokong Clinic	93%
Namahali Clinic	86%
Harrismith Clinic	85%
Phuthaditjhaba Clinic	75%
Reitumetse Clinic	50%
Thusa Bophelo Clinic	50%

Treatment Literacy: Do Patients Understand Viral Load and their Health?

Patient Responses: 65

Yes:	85%
No:	2%
Dont know:	14%

District Score* **0.85**

Comparison Results

National Average:	0.76
Province Average:	0.94
Best District Result:	0.98
Worst District Result:	0.19

* Scores based on average point value of each response with a maximum score of 1 and a minimum score of 0. **HIGHER scores are better.**

Facility Results

Boiketlo Clinic	1.00
Phuthaditjhaba Clinic	1.00
Reitumetse Clinic	1.00
Thusa Bophelo Clinic	1.00
Bohlokong Clinic	0.87
Harrismith Clinic	0.86
Namahali Clinic	0.60

Treatment Literacy: Do Patients Understand Viral Load and Transmission?

Patient Responses: 65

Yes:	26%
No:	57%
Dont know:	17%

District Score* **0.26**

Comparison Results

National Average:	0.56
Province Average:	0.59
Best District Result:	0.94
Worst District Result:	0.10

* Scores based on average point value of each response with a maximum score of 1 and a minimum score of 0. **HIGHER scores are better.**

Facility Results

Harrismith Clinic	0.36
Bohlokong Clinic	0.33
Reitumetse Clinic	0.33
Namahali Clinic	0.27
Phuthaditjhaba Clinic	0.17
Thusa Bophelo Clinic	0.14
Boiketlo Clinic	0.00

Index Testing

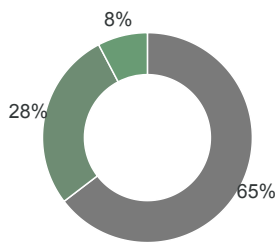
Index testing (aka Assisted Partner Notification Services or Contact Tracing) can help identify PLHIV earlier, get them access treatment to protect their health and interrupt onward transmission of HIV. However, if implemented poorly, index testing can cause harm to individuals, undermine their rights to consent, privacy, and confidentiality, it erodes trust in healthcare providers, and can put individuals at risk of violence. This is extremely important in the context of South Africa with a well-documented epidemic of gender-based violence.

HIV diagnosis increases the risk of intimate partner violence (IPV). Improperly conducted or pressured participation in index testing exacerbates these risks. In order to be conducted safely, index testing must always be voluntary and there must always be screening to assess the risk of IPV. Where violence or risk of violence is reported, those partners should never be contacted. Instead people should be offered IPV services on site or by referral. Adverse-event monitoring systems must be in place to ensure clients are supported if they do experience any harms.

Have Patients been Asked to Participate in Index Testing?

Patient Responses: 65

Yes:	65%
No:	28%
Dont know:	8%



District Score* **70%**

Comparison Results

National Average:	64%
Province Average:	45%
Best District Result:	97%
Worst District Result:	7%

* Percent of survey responses responding undefined (excluding "Don't Know"). **HIGHER scores are better.**

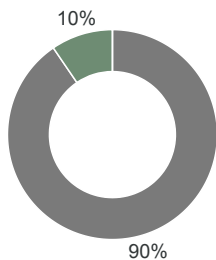
Facility Results

Harrismith Clinic	92%
Namahali Clinic	87%
Bohlokong Clinic	73%
Reitumetse Clinic	67%
Phuthaditjhaba Clinic	50%
Boiketlo Clinic	40%
Thusa Bophelo Clinic	17%

Did a Health Worker Tell You You can Refuse to Participate in Index Testing?

Patient Responses: 42

Yes:	90%
No:	10%
Dont know:	0%



District Score* **90%**

Comparison Results

National Average:	72%
Province Average:	69%
Best District Result:	100%
Worst District Result:	0%

* Percent of survey responses responding undefined (excluding "Don't Know"). **HIGHER scores are better.**

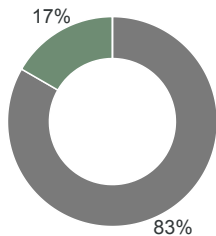
Facility Results

Bohlokong Clinic	100%
Harrismith Clinic	100%
Namahali Clinic	100%
Thusa Bophelo Clinic	100%
Boiketlo Clinic	50%
Phuthaditjhaba Clinic	50%
Reitumetse Clinic	0%

Did the healthcare worker ask you about your risk of gender-based violence from your partner(s)?

Patient Responses: 42

Yes:	83%
No:	17%
Dont know:	0%



District Score* **83%**

Comparison Results

National Average:	64%
Province Average:	66%
Best District Result:	100%
Worst District Result:	12%

* Percent of survey responses responding undefined (excluding "Don't Know"). **HIGHER scores are better.**

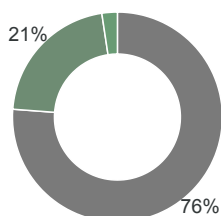
Facility Results

Bohlokong Clinic	100%
Thusa Bophelo Clinic	100%
Harrismith Clinic	91%
Namahali Clinic	77%
Boiketlo Clinic	50%
Phuthaditjhaba Clinic	50%
Reitumetse Clinic	50%

Did the healthcare worker provide you with information on available gender-based violence services?

Patient Responses: 42

Yes:	76%
No:	21%
Dont know:	2%



District Score* **78%**

Comparison Results

National Average:	60%
Province Average:	61%
Best District Result:	96%
Worst District Result:	0%

* Percent of survey responses responding undefined (excluding "Don't Know"). **HIGHER scores are better.**

Facility Results

Thusa Bophelo Clinic	100%
Bohlokong Clinic	91%
Harrismith Clinic	91%
Namahali Clinic	67%
Boiketlo Clinic	50%
Phuthaditjhaba Clinic	50%
Reitumetse Clinic	50%

TB Infection Control

Six simple interventions are at the heart of how clinics can be part of turning the tide on TB infection — a disease that still kills close to 60,000 people a year in South Africa, according to the World Health Organization (WHO). By following a checklist of good practice, clinics can be safer for patients and staff.

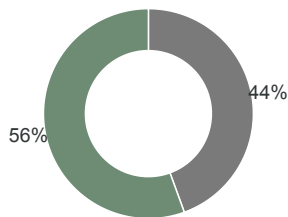
The six measures are: ensuring enough room and space for patients to wait without overcrowding; keeping windows open; ensuring there are TB information posters prominently displayed; reducing clinic waiting times to less than an average of an hour and 15 minutes; screening all arriving patients for TB symptoms; and separating patients who are coughing on arrival at the clinic. Previously there was a seventh item on the checklist. It was for people who are coughing to be given a mask to wear on arrival. However, since the onset of COVID-19, everyone has to by law be wearing a mask in a public place such as a clinic.

Enough room in the waiting area?

Total Observations:9

Facility Results

Yes:	44%
No:	56%



District Score* **44%**

Comparison Results

National Average:	48%
Province Average:	41%
Best District Result:	100%
Worst District Result:	0%

* Percent of survey responses responding undefined (excluding "Don't Know"). **HIGHER scores are better.**

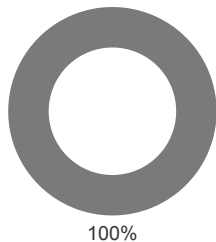
Boiketlo Clinic	100%
Namahali Clinic	100%
Bohlokong Clinic	50%
Harrismith Clinic	0%
Phuthaditjhaba Clinic	0%
Reitumetse Clinic	0%
Thusa Bophelo Clinic	0%

Were the Facility Windows Open?

Total Observations:9

Facility Results

Yes:	100%
------	------



District Score* **100%**

Comparison Results

National Average:	92%
Province Average:	100%
Best District Result:	100%
Worst District Result:	43%

* Percent of survey responses responding undefined (excluding "Don't Know"). **HIGHER scores are better.**

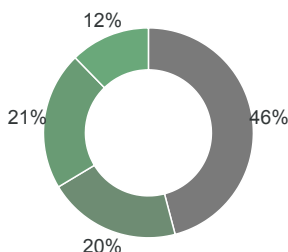
Bohlokong Clinic	100%
Boiketlo Clinic	100%
Harrismith Clinic	100%
Namahali Clinic	100%
Phuthaditjhaba Clinic	100%
Reitumetse Clinic	100%
Thusa Bophelo Clinic	100%

Are people being asked for TB symptoms?

Patient Responses: 122

Facility Results

Yes:	46%
Only sometimes:	20%
No:	21%
Dont know:	12%



District Score* **52%**

Comparison Results

National Average:	54%
Province Average:	48%
Best District Result:	81%
Worst District Result:	8%

* Percent of survey responses responding undefined (excluding "Don't Know"). **HIGHER scores are better.**

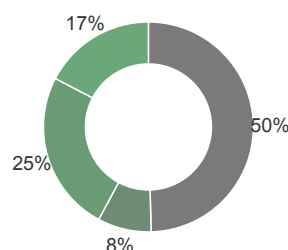
Harrismith Clinic	85%
Namahali Clinic	74%
Bohlokong Clinic	58%
Boiketlo Clinic	50%
Reitumetse Clinic	42%
Thusa Bophelo Clinic	25%
Phuthaditjhaba Clinic	0%

Are people who are coughing in a separate room?

Patient Responses: 121

Facility Results

Yes:	50%
Only sometimes:	8%
No:	25%
Dont know:	17%



District Score* **59%**

Comparison Results

National Average:	39%
Province Average:	40%
Best District Result:	71%
Worst District Result:	8%

* Percent of survey responses responding undefined (excluding "Don't Know"). **HIGHER scores are better.**

Boiketlo Clinic	92%
Harrismith Clinic	76%
Namahali Clinic	76%
Phuthaditjhaba Clinic	67%
Bohlokong Clinic	50%
Thusa Bophelo Clinic	38%
Reitumetse Clinic	8%