

Facility Hours and Waiting Times

Often public healthcare users experience long waiting times — spending hours at each visit to the clinic. This simply does not work well for most people, particularly working people and those in school. Having people living with HIV spend an extended time at a clinic, simply to collect ART refills, increases the risk of that person disengaging from care.

Time Patients Spend at the Facility?

Patient Responses: 342

Amount of time spent: **4:20**

Comparison Results

National Average:	4:12
Province Average:	4:38
Best District Result:	1:52
Worst District Result:	7:32

Facility Results (5 Best/Worst)

Nhlazatshe 6 Clinic	1:25
Nhlazatshe Clinic	1:27
Thussville (MN Cindi) Clinic	1:50
Sead Clinic	2:17
Winifred Maboja CHC	2:58
.....	--
Lebohang CHC	5:26
Ethandakukhanya Clinic	5:39
Embalenhle CHC	5:48
Langverwacht Ext 14 Clinic	5:54
Amsterdam CHC	6:12

Earliest Patient Arrival Time

Patient Responses: 316

Earliest arrival time: **5:39**

Comparison Results

National Average:	5:51
Province Average:	5:30
Best District Result:	7:07
Worst District Result:	4:17

Facility Results (5 Best/Worst)

Nhlazatshe 6 Clinic	6:27
Winifred Maboja CHC	6:00
Thussville (MN Cindi) Clinic	6:00
Piet Retief Clinic	5:59
Nhlazatshe Clinic	5:58
.....	--
Ethandakukhanya Clinic	5:16
Amsterdam CHC	5:16
Bethal Town Clinic	5:12
Lebohang CHC	5:11
Paulina Morapeli CHC	5:02

How Safe is the Facility to Wait Before it Opens?

Patient Responses: 98

Very Unsafe:	17%
Unsafe:	18%
Neither Safe or Unsafe:	23%
Safe:	19%
Very Safe:	21%
Don't know:	0%

District Score*

3.09

Comparison Results

National Average:	2.18
Province Average:	2.96
Best District Result:	4.77
Worst District Result:	1.81

* Scores based on average of all survey responses with a maximum score of 5 and a minimum score of 1. **HIGHER scores are better.**

Facility Results (5 Best/Worst)

Nhlazatshe Clinic	5.00
Bethal Town Clinic	4.20
Mkhondo Town Clinic	4.00
Thussville (MN Cindi) Clinic	4.00
Nhlazatshe 6 Clinic	3.80
.....	--
Embalenhle CHC	2.75
Ermelo Clinic	2.75
Langverwacht Ext 14 Clinic	2.75
Paulina Morapeli CHC	2.27
Ethandakukhanya Clinic	1.00

Are the Queues at the Facility Long?

Patient Responses: 345

Yes:	66%
No:	33%
Don't know:	1%

District Score*

67%

Comparison Results

National Average:	68%
Province Average:	65%
Best District Result:	13%
Worst District Result:	97%

* Percent of survey responses responding Yes (excluding "Don't Know"). **LOWER scores are better.**

Facility Results (5 Best/Worst)

Nhlazatshe 6 Clinic	11%
Winifred Maboja CHC	40%
Nhlazatshe Clinic	41%
Mkhondo Town Clinic	50%
Bethal Town Clinic	53%
.....	--
Lillian Mambakazi CHC	80%
Thussville (MN Cindi) Clinic	81%
Lebohang CHC	83%
Ermelo Clinic	94%
Emthonjeni Clinic (Msukaligwa)	94%

Facility Staff

Human resource shortages are a major issue in South Africa. Ensuring access to quality healthcare services and ensuring everyone living with HIV and TB gets access to treatment and care depends largely on having enough qualified and committed staff. However, often there are not enough open positions to employ the health workers we need. These shortages lead to long waiting times, longer hospital stays, higher numbers of deaths, and increased pressure on the few staff in place.

Are there Enough Staff at the Facility?

Patient Responses: 345

District Score* **1.13**

Comparison Results

National Average:	1.10
Province Average:	1.10
Best District Result:	1.89
Worst District Result:	0.26

* Scores based on average point value of each response with a maximum score of 2 and a minimum score of 0. **HIGHER scores are better.**

Facility Results (5 Best/Worst)

Winifred Maboja CHC	1.87
Nhlazatshe 6 Clinic	1.69
Mkhondo Town Clinic	1.63
Nhlazatshe Clinic	1.53
Thussiville (MN Cindi) Clinic	1.44
.....	--
Langverwacht Ext 14 Clinic	1.00
Lillian Mambakazi CHC	0.81
Lebohang CHC	0.77
Embalenhle CHC	0.53
Sead Clinic	0.40

Always: 35%
Sometimes: 37%
Never: 23%
Don't know: 4%

Are Staff Friendly and Professional?

Patient Responses: 345

District Score* **1.50**

Comparison Results

National Average:	1.46
Province Average:	1.46
Best District Result:	1.98
Worst District Result:	0.94

* Scores based on average point value of each response with a maximum score of 2 and a minimum score of 0. **HIGHER scores are better.**

Facility Results (5 Best/Worst)

Nhlazatshe 6 Clinic	1.89
Nhlazatshe Clinic	1.82
Winifred Maboja CHC	1.80
Thussiville (MN Cindi) Clinic	1.75
Secunda Clinic	1.74
.....	--
Embalenhle CHC	1.32
Ermelo Clinic	1.24
Ethandakukhanya Clinic	1.07
Mkhondo Town Clinic	1.00
Amsterdam CHC	0.89

Yes: 54%
Sometimes: 41%
Never: 4%
Don't know: 1%

Which Cadres are Understaffed?

Facility Responses: 17

Doctor	9
Professional nurse	11
Enrolled nurse	8
Enrolled nurse assistant	4
Pharmacist	9
Assistant pharmacist	3
Lay counselors	3
Linkage officers	1
Adherence club facilitators	3
Data capturer	12
Security guard	1
Cleaner	1
General assistant	9

Facility Results

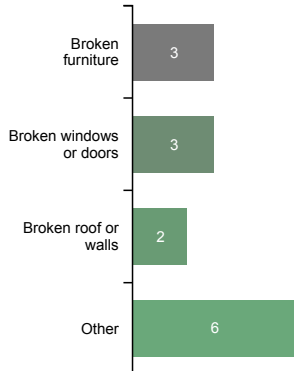
	Doctor	Professional nurse	Enrolled nurse	Enrolled nurse assistant	Pharmacist	Assistant pharmacist	Lay counselors	Linkage officers	Adherence club facilitators	Data capturer	Security guard	Cleaner	General assistant
Ethandakukhanya Clinic		1			1				1		1	1	
Emthonjeni Clinic (Msukaligwa)		1	1						1		1	1	
Paulina Morapei CHC	1	1			1								1
Ermelo Clinic	1	1							1		1		
Nhlazatshe Clinic	1								1		1		
Thussiville (MN Cindi) Clinic	1		1						1				
Winifred Maboja CHC	1					1	1						
Bethal Town Clinic												1	1
Secunda Clinic		1			1								
Mkhondo Town Clinic									1				

Clinic Conditions

In some cases, clinics monitored through Ritshidze are found to be in a bad condition, with buildings that are dirty or in disrepair, and toilets that are either dysfunctional, unclean or without soap or toilet paper. At other times clinics are too small to meet the needs of patients and more space is required for people to wait, or to provide medical care, or for filing systems or storage. It is important that clinics have enough space and are maintained in a good condition to provide a clean, safe and effective environment to meet the needs of both patients and staff.

Concerns with the Condition of Building:

Total Observations:7

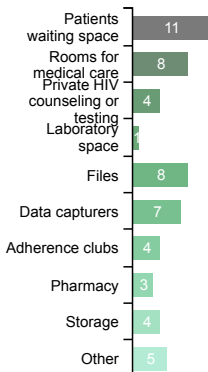


Facility Results

	Broken furniture	Broken windows or doors	Broken roof or walls	Other
Emthonjeni Clinic (Msukaligwa)	1	1	1	1
Mkhondo Town Clinic	1	1		2
Piet Retief Clinic	1	1	1	
Amsterdam CHC				1
Bethal Town Clinic				1
Ermelo Clinic				1

What do you need more space for?

Facility Responses:13



Facility Results

	Patients waiting space	Rooms for medical care	Private HIV counseling or testing	Laboratory space	Files	Data capturers	Adherence clubs	Pharmacy	Storage	Other
Ermelo Clinic	1	1	1						1	1
Langverwacht Ext 14 Clinic	1			1	1	1	1			
Lebohang CHC	1	1			1	1	1			
Paulina Morapeli CHC	1	1			1	1				
Piet Retief Clinic	1	1	1				1			
Lillian Mambakazi CHC						1		1	1	
Secunda Clinic	1				1					1
Thussville (MN Cindi) Clinic	1	1			1					
Winifred Maboja CHC	1					1				1
Amsterdam CHC										1

What is in bad condition? Please select all that apply:

Total Observations:5



Facility Results

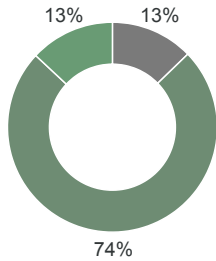
	The space where files are stored is too small	Files are stored where patients can access them	Files are lost, missing or misplaced	Other
Emthonjeni Clinic (Msukaligwa)	1	1	1	
Mkhondo Town Clinic	1			1
Piet Retief Clinic	1			
Thussville (MN Cindi) Clinic				1

Access to Medicines and Shortages/Stockouts

Stockouts and shortages of ARVs, TB medicines, contraceptives and other medicines cause disruption, confusion, cost, and can detrimentally affect treatment adherence. Where stockouts and shortages are revealed through monitoring — especially where people are sent home empty handed — these need to be urgently addressed.

Any Patients left without the Medicine due to Shortage

Yes: 13%
No: 74%
Don't know: 13%



District Score*

15%

Comparison Results

National Average: 41%
Province Average: 13%
Best District Result: 0%
Worst District Result: 59%

* Percent of survey responses responding Yes (excluding "Don't Know"). **LOWER scores are better.**

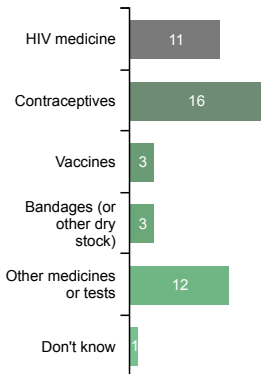
Patient Responses: 345

Facility Results (5 Best/Worst)

Lillian Mambakazi CHC	0%
Nhlazatshe 6 Clinic	0%
Nhlazatshe Clinic	6%
Ermelo Clinic	6%
Piet Retief Clinic	7%
.....	--
Secunda Clinic	17%
Bethal Town Clinic	23%
Embalenhle CHC	26%
Sead Clinic	33%
Amsterdam CHC	36%

Patient Reports of Medicine Shortage(s)

Patient Responses: 44

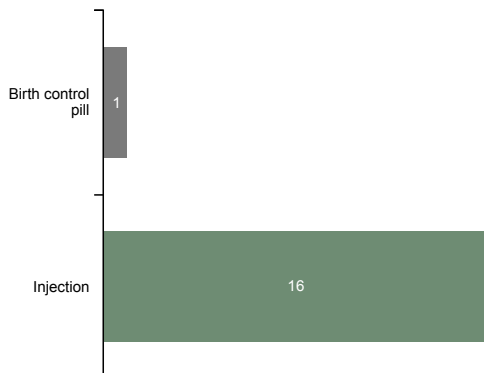


Facility Results

	HIV medicine	Contraceptives	Vaccines	Bandages (or other dry stock)	Other medicines or tests	Don't know
Secunda Clinic		2			2	
Bethal Town Clinic		3				
Emthonjeni Clinic (Msukaligwa)					3	
Ermelo Clinic					1	
Ethandakukhanya Clinic	1					
Mkhondo Town Clinic					1	
Nhlazatshe Clinic					1	
Piet Retief Clinic	1					
Thussville (MN Cindi) Clinic		1				
Winifred Maboja CHC			1			1

Contraception shortage(s)

Patient Responses: 16

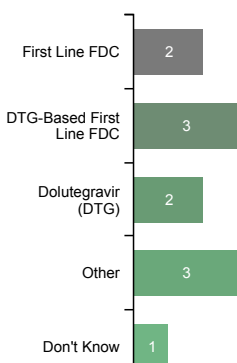


Facility Results

	Birth control pill	Injection
Bethal Town Clinic	7	3
Embalenhle CHC		3
Langverwacht Ext 14 Clinic		2
Lebohang CHC		1
Paulina Morapeli CHC		1
Sead Clinic		3
Secunda Clinic		2
Thussville (MN Cindi) Clinic		1

HIV medication shortage(s)

Patient Responses: 11



Facility Results

	First Line FDC	DTG-Based First Line FDC	Dolutegravir (DTG)	Other	Don't Know
Lebohang CHC	1			2	
Embalenhle CHC			1		
Ethandakukhanya Clinic	1				
Langverwacht Ext 14 Clinic			1		
Paulina Morapeli CHC		3			
Piet Retief Clinic				1	
Sead Clinic					1

ARV Collection and Access

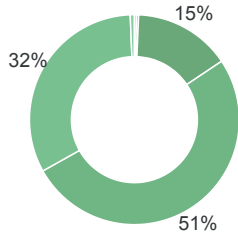
Currently many people in South Africa who could benefit from HIV treatment are not, with many people who are living with HIV not on treatment – either never having known their HIV status, or having started on treatment then disengaged from care. To ensure we get more people to start and importantly stay on treatment, it is critical to ensure that ARV collection is as quick and easy as possible. As such efforts should be made to support PLHIV with suppressed viral loads to receive extended ARV refills and be enrolled in a repeat prescription strategy (including external/internal pick up points or adherence clubs).

Length of HIV medicine refill?

Patient Responses: 314

Facility Results (5 Best/Worst)

1 week:	0%
2 weeks:	0%
3 weeks:	0%
1 month:	15%
2 months:	51%
3 months:	32%
6 months:	1%
Don't know:	0%



District Score*

2.19

Comparison Results

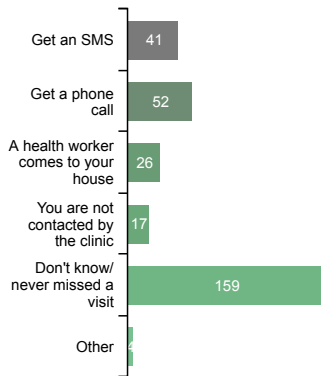
National Average:	1.54
Province Average:	2.32
Best District Result:	2.95
Worst District Result:	1.43

* Scores based on average point value of each response with a maximum score of 6 and a minimum score of 0. **HIGHER scores are better.**

Secunda Clinic	2.88
Ermelo Clinic	2.67
Lebohang CHC	2.61
Embalenhle CHC	2.56
Nhlazatshe Clinic	2.50
.....	--
Mkhondo Town Clinic	1.88
Amsterdam CHC	1.82
Ethandakukhanya Clinic	1.80
Piet Retief Clinic	1.76
Lillian Mambakazi CHC	1.73

When Patients Miss a Visit to Collect ARVs:

Patient Responses: 263

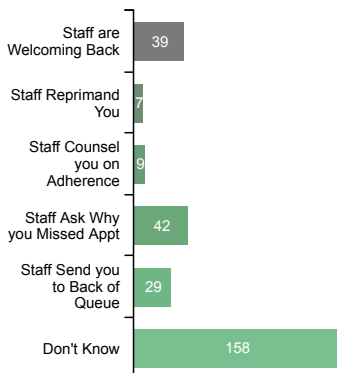


Facility Results

	Get an SMS	Get a phone call	A health worker comes to your house	You are not contacted by the clinic	Don't know/never missed a visit	Other
Lillian Mambakazi CHC	7	6	8	2	3	
Mkhondo Town Clinic	2	3	1		11	
Nhlazatshe 6 Clinic	3	4	2		10	
Nhlazatshe Clinic	1	6			7	
Ethandakukhanya Clinic	4				8	
Piet Retief Clinic	2	2	1		12	
Ermelo Clinic		2			13	
Bethal Town Clinic	2	1	3		8	
Thussville (MN Cindi) Clinic	1	7	1		6	
Winifred Maboja CHC	4	2	6		8	

When a patient misses a visit, what happens the next time the patients comes to collect ARVs?

Patient Responses: 263



Facility Results

	Staff are Welcoming Back	Staff Reprimand You	Staff Counsel you on Adherence	Staff Ask Why you Missed Appt	Staff Send you to Back of Queue	Don't Know
Nhlazatshe 6 Clinic	5	1		2	1	9
Lillian Mambakazi CHC	4	1	1	5	1	5
Bethal Town Clinic		1	5	3		5
Thussville (MN Cindi) Clinic	7		1	5		6
Sead Clinic				4		11
Amsterdam CHC	4			1		7
Nhlazatshe Clinic	7		1	3		7
Ermelo Clinic	2					13
Emthonjeni Clinic (Msukaligwa)	4			7		8
Winifred Maboja CHC	1		1	2		11

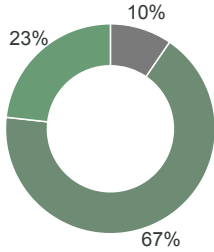
Adherence Clubs

Adherence clubs should simplify and adapt HIV services to both serve the needs of people living with HIV better and reduce unnecessary burdens on the health system. Adherence clubs provide space to get much-needed treatment literacy information and support PLHIV to remain adherent to treatment. Yet currently many adherence clubs have been suspended due to the COVID-19 pandemic. This suspension means our sample size for adherence club member responses is at times very low.

If Not in an Adherence Club Already, Are you Aware of Them at this Facility?

Patient Responses: 314

Yes:	10%
No:	67%
Don't know:	23%



District Score* **12%**

Comparison Results

National Average:	51%
Province Average:	10%
Best District Result:	93%
Worst District Result:	1%

* Percent of survey responses responding Yes (excluding "Don't Know"). **HIGHER scores are better.**

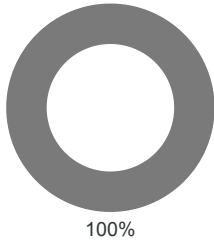
Facility Results (5 Best/Worst)

Paulina Morapeli CHC	74%
Lebohang CHC	36%
Langverwacht Ext 14 Clinic	25%
Emthonjeni Clinic (Msukaligwa)	21%
Embalenhle CHC	15%
.....	--
Piet Retief Clinic	0%
Bethal Town Clinic	0%
Lillian Mambakazi CHC	0%
Ethandakuhanya Clinic	0%
Nhlazatshe Clinic	0%

Does the Adherence Club make HIV medicine pick up faster?

Total Responses: 4

Don't know:	100%
-------------	------



District Score* **NA**

Comparison Results

National Average:	89%
Province Average:	0%
Best District Result:	100%
Worst District Result:	0%

* Percent of survey responses responding Yes (excluding "Don't Know"). **HIGHER scores are better.**

Facility Results

Information provided by the Adherence Club

Total Responses: 4




Facility Results

Bethal Town Clinic	1
Lillian Mambakazi CHC	1
Sead Clinic	1
Winifred Maboja CHC	1

What clinical services are offered at an adherence club meeting?

Total Responses: 4



Facility Results

Bethal Town Clinic	1
Lillian Mambakazi CHC	1
Sead Clinic	1
Winifred Maboja CHC	1

Access to Viral Load Testing / Information

Treatment and viral load literacy improves linkage rates and ART continuity as people living with HIV understand the importance of starting and remaining on treatment effectively. By becoming as informed as possible, PLHIV are empowered to take control of their own health and sex lives. However, sometimes PLHIV report that healthcare workers do not explain the results of viral load test results and at times PLHIV do not understand the benefits of having an undetectable viral load.

Have Patients had a Viral Load Test in the Past Year?

Patient Responses: 314

Yes:	94%
No:	4%
Don't know:	1%

District Score* **95%**

Comparison Results

National Average:	96%
Province Average:	97%
Best District Result:	100%
Worst District Result:	78%

* Percent of survey responses responding Yes (excluding "Don't Know"). **HIGHER scores are better.**

Facility Results (5 Best/Worst)

Mkhondo Town Clinic	100%
Lebohang CHC	100%
Nhlazatshe 6 Clinic	100%
Thussiville (MN Cindi) Clinic	100%
Secunda Clinic	100%
.....	--
Winifred Maboja CHC	93%
Embalenhle CHC	88%
Sead Clinic	86%
Lillian Mambakazi CHC	80%
Ethandakukhanya Clinic	80%

Did a Health Worker Explain the Viral Load Test Result?

Patient Responses: 296

Yes:	68%
No:	32%
Don't know:	0%

District Score* **68%**

Comparison Results

National Average:	80%
Province Average:	78%
Best District Result:	100%
Worst District Result:	57%

* Percent of survey responses responding Yes (excluding "Don't Know"). **HIGHER scores are better.**

Facility Results (5 Best/Worst)

Nhlazatshe Clinic	100%
Ermelo Clinic	100%
Nhlazatshe 6 Clinic	100%
Thussiville (MN Cindi) Clinic	100%
Bethal Town Clinic	93%
.....	--
Lebohang CHC	56%
Langverwacht Ext 14 Clinic	46%
Amsterdam CHC	31%
Piet Retief Clinic	31%
Mkhondo Town Clinic	25%

Treatment Literacy: Do Patients Understand Viral Load and their Health?

Patient Responses: 313

Yes:	80%
No:	10%
Don't know:	10%

District Score* **0.80**

Comparison Results

National Average:	0.94
Province Average:	0.83
Best District Result:	1.00
Worst District Result:	0.65

* Scores based on average point value of each response with a maximum score of 1 and a minimum score of 0. **HIGHER scores are better.**

Facility Results (5 Best/Worst)

Amsterdam CHC	1.00
Ethandakukhanya Clinic	1.00
Nhlazatshe 6 Clinic	1.00
Thussiville (MN Cindi) Clinic	1.00
Mkhondo Town Clinic	1.00
.....	--
Bethal Town Clinic	0.64
Langverwacht Ext 14 Clinic	0.57
Sead Clinic	0.53
Winifred Maboja CHC	0.47
Lillian Mambakazi CHC	0.40

Treatment Literacy: Do Patients Understand Viral Load and Transmission?

Patient Responses: 313

Yes:	52%
No:	26%
Don't know:	22%

District Score* **0.52**

Comparison Results

National Average:	0.65
Province Average:	0.62
Best District Result:	1.00
Worst District Result:	0.28

* Scores based on average point value of each response with a maximum score of 1 and a minimum score of 0. **HIGHER scores are better.**

Facility Results (5 Best/Worst)

Emthonjeni Clinic (Msukaligwa)	0.94
Nhlazatshe 6 Clinic	0.89
Ermelo Clinic	0.87
Nhlazatshe Clinic	0.79
Thussiville (MN Cindi) Clinic	0.67
.....	--
Lillian Mambakazi CHC	0.33
Mkhondo Town Clinic	0.31
Piet Retief Clinic	0.24
Amsterdam CHC	0.12
Ethandakukhanya Clinic	0.00

Index Testing

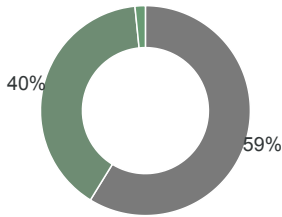
Index testing (aka Assisted Partner Notification Services or Contact Tracing) can help identify PLHIV earlier, get them access treatment to protect their health and interrupt onward transmission of HIV. However, if implemented poorly, index testing can cause harm to individuals, undermine their rights to consent, privacy, and confidentiality, it erodes trust in healthcare providers, and can put individuals at risk of violence. This is extremely important in the context of South Africa with a well-documented epidemic of gender-based violence.

HIV diagnosis increases the risk of intimate partner violence (IPV). Improperly conducted or pressured participation in index testing exacerbates these risks. In order to be conducted safely, index testing must always be voluntary and there must always be screening to assess the risk of IPV. Where violence or risk of violence is reported, those partners should never be contacted. Instead people should be offered IPV services on site or by referral. Adverse-event monitoring systems must be in place to ensure clients are supported if they do experience any harms.

Have Patients been Asked to Participate in Index Testing?

Patient Responses: 313

Yes:	59%
No:	40%
Don't know:	2%



District Score* **60%**

Comparison Results

National Average:	69%
Province Average:	59%
Best District Result:	100%
Worst District Result:	0%

* Percent of survey responses responding Yes (excluding "Don't Know"). **HIGHER scores are better.**

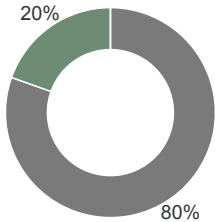
Facility Results (5 Best/Worst)

Nhlazatshe 6 Clinic	100%
Thussiville (MN Cindi) Clinic	100%
Ermelo Clinic	93%
Nhlazatshe Clinic	93%
Bethal Town Clinic	80%
.....	--
Lillian Mambakazi CHC	40%
Lebohang CHC	39%
Langverwacht Ext 14 Clinic	32%
Secunda Clinic	31%
Embalenhle CHC	22%

Did a Health Worker Tell You You can Refuse to Participate in Index Testing?

Patient Responses: 184

Yes:	80%
No:	20%
Don't know:	0%



District Score* **80%**

Comparison Results

National Average:	92%
Province Average:	81%
Best District Result:	100%
Worst District Result:	37%

* Percent of survey responses responding Yes (excluding "Don't Know"). **HIGHER scores are better.**

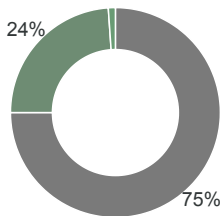
Facility Results (5 Best/Worst)

Amsterdam CHC	100%
Ermelo Clinic	100%
Nhlazatshe 6 Clinic	100%
Winifred Maboja CHC	100%
Nhlazatshe Clinic	100%
.....	--
Paulina Morapeli CHC	65%
Lillian Mambakazi CHC	50%
Langverwacht Ext 14 Clinic	11%
Secunda Clinic	0%
Embalenhle CHC	0%

Did the healthcare worker ask you about your risk of gender-based violence from your partner(s)?

Patient Responses: 184

Yes:	75%
No:	24%
Don't know:	1%



District Score* **76%**

Comparison Results

National Average:	89%
Province Average:	70%
Best District Result:	100%
Worst District Result:	0%

* Percent of survey responses responding Yes (excluding "Don't Know"). **HIGHER scores are better.**

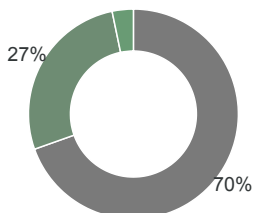
Facility Results (5 Best/Worst)

Amsterdam CHC	100%
Ermelo Clinic	100%
Thussiville (MN Cindi) Clinic	100%
Nhlazatshe 6 Clinic	94%
Nhlazatshe Clinic	92%
.....	--
Sead Clinic	40%
Lebohang CHC	33%
Secunda Clinic	25%
Embalenhle CHC	25%
Langverwacht Ext 14 Clinic	22%

Did the healthcare worker provide you with information on available gender-based violence services?

Patient Responses: 184

Yes:	70%
No:	27%
Don't know:	3%



District Score* **72%**

Comparison Results

National Average:	91%
Province Average:	67%
Best District Result:	100%
Worst District Result:	8%

* Percent of survey responses responding Yes (excluding "Don't Know"). **HIGHER scores are better.**

Facility Results (5 Best/Worst)

Nhlazatshe Clinic	100%
Ethandakukhanya Clinic	100%
Nhlazatshe 6 Clinic	100%
Emthonjeni Clinic (Msukaligwa)	100%
Ermelo Clinic	100%
.....	--
Lebohang CHC	43%
Embalenhle CHC	33%
Bethal Town Clinic	25%
Secunda Clinic	25%
Langverwacht Ext 14 Clinic	13%

TB Infection Control

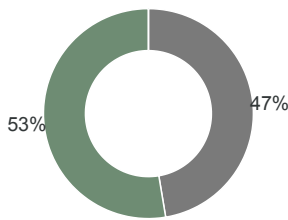
Six simple interventions are at the heart of how clinics can be part of turning the tide on TB infection — a disease that still kills close to 60,000 people a year in South Africa, according to the World Health Organization (WHO). By following a checklist of good practice, clinics can be safer for patients and staff.

The six measures are: ensuring enough room and space for patients to wait without overcrowding; keeping windows open; ensuring there are TB information posters prominently displayed; reducing clinic waiting times to less than an average of an hour and 15 minutes; screening all arriving patients for TB symptoms; and separating patients who are coughing on arrival at the clinic. Previously there was a seventh item on the checklist. It was for people who are coughing to be given a mask to wear on arrival. However, since the onset of COVID-19, everyone has to by law be wearing a mask in a public place such as a clinic.

Enough room in the waiting area?

Total Observations: 19

Yes:	47%
No:	53%
Don't know:	0%



District Score* **47%**

Comparison Results

National Average:	57%
Province Average:	39%
Best District Result:	100%
Worst District Result:	0%

* Percent of survey responses responding Yes (excluding "Don't Know"). **HIGHER scores are better.**

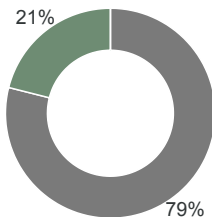
Facility Results (5 Best/Worst)

Embalenhle CHC	100%
Thussiville (MN Cindi) Clinic	100%
Ermelo Clinic	100%
Ethandakukhanya Clinic	100%
Secunda Clinic	100%
.....	--
Bethal Town Clinic	0%
Lebohang CHC	0%
Langverwacht Ext 14 Clinic	0%
Emthonjeni Clinic (Msukaligwa)	0%
Winifred Maboja CHC	0%

Were the Facility Windows Open?

Total Observations: 19

Yes:	79%
No:	21%
Don't know:	0%



District Score* **79%**

Comparison Results

National Average:	100%
Province Average:	90%
Best District Result:	100%
Worst District Result:	79%

* Percent of survey responses responding Yes (excluding "Don't Know"). **HIGHER scores are better.**

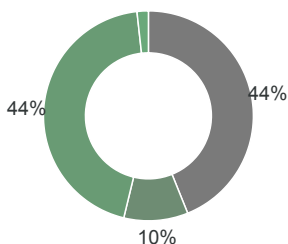
Facility Results (5 Best/Worst)

Amsterdam CHC	100%
Nhlazatshe 6 Clinic	100%
Thussiville (MN Cindi) Clinic	100%
Secunda Clinic	100%
Piet Retief Clinic	100%
.....	--
Winifred Maboja CHC	100%
Lillian Mambakazi CHC	0%
Bethal Town Clinic	0%
Lebohang CHC	0%
Sead Clinic	0%

Are people being asked for TB symptoms?

Patient Responses: 344

Yes:	44%
Only sometimes:	10%
No:	44%
Don't know:	2%



District Score* **45%**

Comparison Results

National Average:	31%
Province Average:	57%
Best District Result:	100%
Worst District Result:	12%

* Percent of survey responses responding Yes (excluding "Don't Know"). **HIGHER scores are better.**

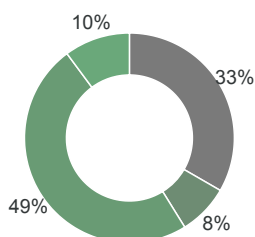
Facility Results (5 Best/Worst)

Nhlazatshe Clinic	100%
Thussiville (MN Cindi) Clinic	100%
Nhlazatshe 6 Clinic	94%
Ermelo Clinic	76%
Paulina Morapeli CHC	72%
.....	--
Secunda Clinic	20%
Mkhondo Town Clinic	13%
Ethandakukhanya Clinic	7%
Piet Retief Clinic	6%
Amsterdam CHC	6%

Are people who are coughing in a separate room?

Patient Responses: 345

Yes:	33%
Only sometimes:	8%
No:	49%
Don't know:	10%



District Score* **37%**

Comparison Results

National Average:	26%
Province Average:	37%
Best District Result:	100%
Worst District Result:	9%

* Percent of survey responses responding Yes (excluding "Don't Know"). **HIGHER scores are better.**

Facility Results (5 Best/Worst)

Nhlazatshe 6 Clinic	94%
Nhlazatshe Clinic	88%
Thussiville (MN Cindi) Clinic	81%
Ermelo Clinic	71%
Emthonjeni Clinic (Msukaligwa)	65%
.....	--
Piet Retief Clinic	12%
Langverwacht Ext 14 Clinic	10%
Lillian Mambakazi CHC	8%
Ethandakukhanya Clinic	7%
Amsterdam CHC	0%