

Facility Hours and Waiting Times

Often public healthcare users experience long waiting times — spending hours at each visit to the clinic. This simply does not work well for most people, particularly working people and those in school. Having people living with HIV spend an extended time at a clinic, simply to collect ART refills, increases the risk of that person disengaging from care.

Time Patients Spend at the Facility?

Patient Responses: 141

Amount of time spent:

3:33

Facility Results

Ixopo Clinic	2:43
Pholela CHC	3:25
East Griqualand & Usher Memorial Hospital	3:38
Kokstad Clinic	3:45
Rietvlei Gateway Clinic	4:10

Comparison Results

National Average:	4:15
Provincial Average:	3:29
Best District Result:	2:00
Worst District Result:	7:13

Earliest Patient Arrival Time

Patient Responses: 129

Earliest arrival time

6:44

Facility Results

Pholela CHC	7:09
East Griqualand & Usher Memorial Hospital	6:56
Rietvlei Gateway Clinic	6:51
Ixopo Clinic	6:32
Kokstad Clinic	6:09

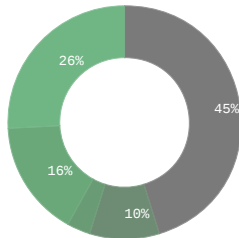
Comparison Results

National Average:	5:47
Provincial Average:	5:56
Best District Result:	7:09
Worst District Result:	4:39

How Safe is the Facility to Wait Before it Opens?

Patient Responses: 31

Very Unsafe:	45%
Unsafe:	10%
Neither Safe or Unsafe:	3%
Safe:	16%
Very Safe:	26%



District Score*

2.68

Comparison Results

National Average:	3.14
Provincial Average:	3.5
Best District Result:	4.98
Worst District Result:	1.43

* Scores based on average of all survey responses with a maximum score of 5 and a minimum score of 1. **HIGHER scores are better.**

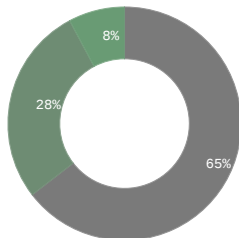
Facility Results

Ixopo Clinic	5.0
Pholela CHC	5.0
Kokstad Clinic	2.3
East Griqualand & Usher Memorial Hospital	2.19

Are the Queues at the Facility Long?

Patient Responses: 141

Yes:	65%
No:	28%
Don't know:	8%



District Score*

69%

Comparison Results

National Average:	66%
Provincial Average:	68%
Best District Result:	33%
Worst District Result:	98%

* Percent of survey responses responding "Yes" (excluding "Don't Know") **LOWER scores are better.**

Facility Results

Ixopo Clinic	32
Pholela CHC	60
Rietvlei Gateway Clinic	73
Kokstad Clinic	88
East Griqualand & Usher Memorial Hospital	96



Clinic Conditions

In some cases, clinics monitored through Ritshidze are found to be in a bad condition, with buildings that are dirty or in disrepair, and toilets that are either dysfunctional, unclean or without soap or toilet paper. At other times clinics are too small to meet the needs of patients and more space is required for people to wait, or to provide medical care, or for filing systems or storage. It is important that clinics have enough space and are maintained in a good condition to provide a clean, safe and effective environment to meet the needs of both patients and staff.

Concerns with the Condition of Building:

Total Observations: 0

What do you need more space for?

Facility Responses: 0

What is in bad condition? Please select all that apply:

Total Observations: 0

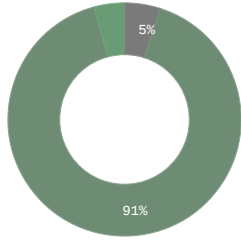
Access to Medicines and Shortages/Stockouts

Stockouts and shortages of ARVs, TB medicines, contraceptives and other medicines cause disruption, confusion, cost, and can detrimentally affect treatment adherence. Where stockouts and shortages are revealed through monitoring — especially where people are sent home empty handed — these need to be urgently addressed.

Any Patients left without the Medicine due to Shortage

Patient Responses: 142

Yes:	5%
No:	91%
Dont know:	4%



District Score*

5%

Comparison Results

National Average:	11%
Provincial Average:	9%
Best District Result:	0%
Worst District Result:	50%

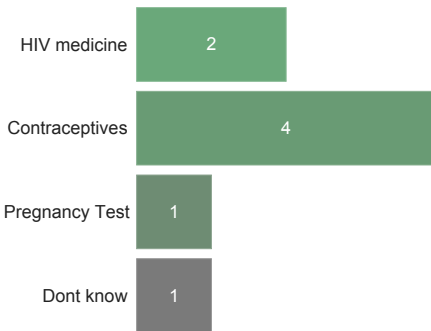
* Percent of survey responses responding "Yes" (excluding "Don't Know") **LOWER scores are better.**

Facility Results

Kokstad Clinic	0
Rietvlei Gateway Clinic	3
Ixopo Clinic	7
Pholela CHC	7
East Griqualand & Usher Memorial Hospital	8

Patient Reports of Medicine Shortage(s)

Patient Responses: 7

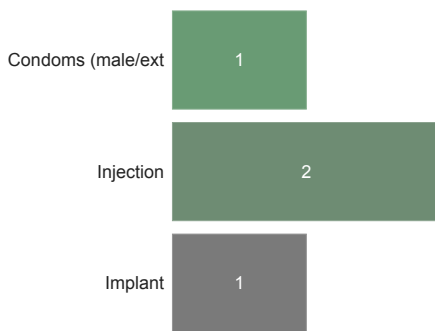


Facility Results

Facility	HIV medicine	Contraceptives	Pregnancy Test	Dont know
East Griqualand & Usher Memorial Hospital		1.0	1.0	1.0
Ixopo Clinic	1.0	1.0		
Pholela CHC	1.0	1.0		
Rietvlei Gateway Clinic		1.0		

Contraception shortage(s)

Patient Responses: 4




Facility Results

Facility	Condoms (male/external)	Injection	Implant
East Griqualand & Usher Memorial Hospital	1.0		
Ixopo Clinic		1.0	
Pholela CHC		1.0	
Rietvlei Gateway Clinic			1.0

HIV medication shortage(s)

Patient Responses: 1



Facility Results

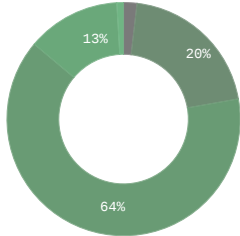
Facility	First Line FDC
Ixopo Clinic	1

ARV Collection and Access

Currently many people in South Africa who could benefit from HIV treatment are not, with many people who are living with HIV not on treatment – either never having known their HIV status, or having started on treatment then disengaged from care. To ensure we get more people to start and importantly stay on treatment, it is critical to ensure that ARV collection is as quick and easy as possible. As such efforts should be made to support PLHIV with suppressed viral loads to receive extended ARV refills and be enrolled in a repeat prescription strategy (including external/internal pick up points or adherence clubs).

Length of HIV medicine refill?

2 weeks:	2%
1 month:	20%
2 months:	64%
3 months:	13%
6 months:	1%



District Score*

1.94

Comparison Results

National Average:	2.26
Provincial Average:	2.21
Best District Result:	4.0
Worst District Result:	1.64

* Scores based on average point value of each response with a maximum score of 6 and a minimum score of 0.25. **HIGHER scores are better.**

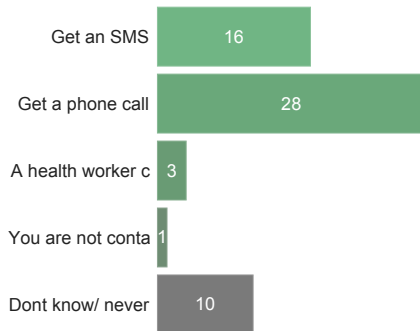
Patient Responses: 108

Facility Results

Ixopo Clinic	2.22
Pholela CHC	2.05
East Griqualand & Usher Memorial Hospital	1.91
Rietvlei Gateway Clinic	1.79
Kokstad Clinic	1.6

When Patients Miss a Visit to Collect ARVs:

Patient Responses: 40

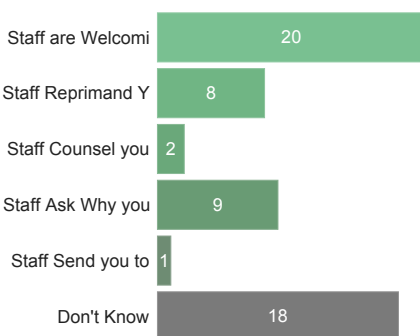


Facility Results

	Get an SMS	Get a phone call	A health worker comes to your house	You are not contacted by the clinic	Dont know/ never missed a visit
Pholela CHC	1.0	1.0		1.0	
East Griqualand & Usher Memorial Hospital	3.0	13.0	1.0		2.0
Ixopo Clinic	4.0	1.0	1.0		2.0
Kokstad Clinic	3.0	9.0			4.0
Rietvlei Gateway Clinic	5.0	4.0	1.0		2.0

When a patient misses a visit, what happens the next time the patients comes to collect ARVs?

Patient Responses: 40



Facility Results

	Staff are Welcoming Back	Staff Reprimand You	Staff Counsel you on Adherence	Staff Ask Why you Missed Appt	Staff Send you to Back of Queue	Don't Know
Rietvlei Gateway Clinic	2.0	3.0	1.0	1.0		1.0
Kokstad Clinic	4.0	3.0		3.0	1.0	6.0
Ixopo Clinic	1.0	1.0	1.0	1.0		4.0
East Griqualand & Usher Memorial Hospital	11.0	1.0		4.0		6.0
Pholela CHC	2.0					1.0

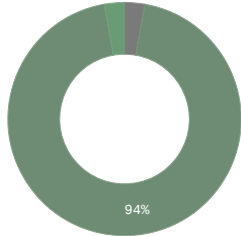
Adherence Clubs

Adherence clubs should simplify and adapt HIV services to both serve the needs of people living with HIV better and reduce unnecessary burdens on the health system. Adherence clubs provide space to get much-needed treatment literacy information and support PLHIV to remain adherent to treatment. Yet currently many adherence clubs have been suspended due to the COVID-19 pandemic. This suspension means our sample size for adherence club member responses is at times very low.

If Not in an Adherence Club Already, Are you Aware of Them at this Facility?

Patient Responses: 108

Yes:	3%
No:	94%
Dont know:	3%



District Score*

3%

Comparison Results

National Average:	41%
Provincial Average:	55%
Best District Result:	92%
Worst District Result:	0%

* Percent of survey responses responding "Yes" (excluding "Don't Know") **HIGHER scores are better.**

Facility Results

East Griqualand & Usher Memorial Hospital	9
Kokstad Clinic	5
Ixopo Clinic	0
Pholela CHC	0
Rietvlei Gateway Clinic	0

Does the Adherence Club make HIV medicine pick up faster?

Total Responses: 0

District Score*

NA

Comparison Results

National Average:	93%
Provincial Average:	99%
Best District Result:	100%
Worst District Result:	0%

* Percent of survey responses responding "Yes" (excluding "Don't Know") **HIGHER scores are better.**

Facility Results

Information provided by the Adherence Club

Total Responses: 0

What clinical services are offered at an adherence club meeting?

Total Responses: 0

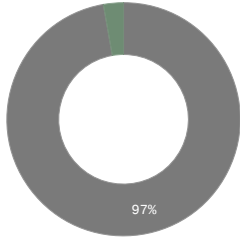
Access to Viral Load Testing / Information

Treatment and viral load literacy improves linkage rates and ART continuity as people living with HIV understand the importance of starting and remaining on treatment effectively. By becoming as informed as possible, PLHIV are empowered to take control of their own health and sex lives. However, sometimes PLHIV report that healthcare workers do not explain the results of viral load test results and at times PLHIV do not understand the benefits of having an undetectable viral load.

Have Patients had a Viral Load Test in the Past Year?

Patient Responses: 108

Yes:	97%
No:	3%



District Score* **97%**

Comparison Results

National Average:	95%
Provincial Average:	97%
Best District Result:	100%
Worst District Result:	84%

* Percent of survey responses responding "Yes" (excluding "Don't Know") **HIGHER scores are better.**

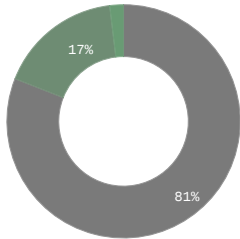
Facility Results

Ixopo Clinic	100
Pholela CHC	100
Rietvlei Gateway Clinic	100
East Griqualand & Usher Memorial Hospital	96
Kokstad Clinic	90

Did a Health Worker Explain the Viral Load Test Result?

Patient Responses: 105

Yes:	81%
No:	17%
Dont know:	2%



District Score* **83%**

Comparison Results

National Average:	86%
Provincial Average:	90%
Best District Result:	100%
Worst District Result:	34%

* Percent of survey responses responding "Yes" (excluding "Don't Know") **HIGHER scores are better.**

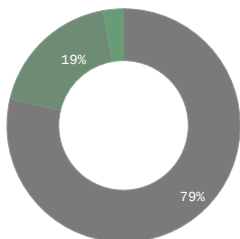
Facility Results

East Griqualand & Usher Memorial Hospital	95
Ixopo Clinic	81
Pholela CHC	79
Rietvlei Gateway Clinic	79
Kokstad Clinic	75

Treatment Literacy: Do Patients Understand Viral Load and their Health?

Patient Responses: 108

Yes:	79%
No:	19%
Dont know:	3%



District Score* **0.79**

Comparison Results

National Average:	0.82
Provincial Average:	0.89
Best District Result:	1.0
Worst District Result:	0.41

* Scores based on average point value of each response with a maximum score of 1 and a minimum score of 0. **HIGHER scores are better.**

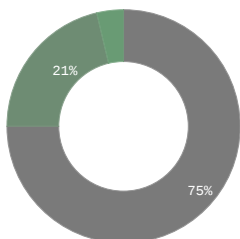
Facility Results

Kokstad Clinic	0.9
East Griqualand & Usher Memorial Hospital	0.87
Ixopo Clinic	0.74
Pholela CHC	0.74
Rietvlei Gateway Clinic	0.68

Treatment Literacy: Do Patients Understand Viral Load and Transmission?

Patient Responses: 108

Yes:	75%
No:	21%
Dont know:	4%



District Score* **0.75**

Comparison Results

National Average:	0.74
Provincial Average:	0.8
Best District Result:	1.0
Worst District Result:	0.26

* Scores based on average point value of each response with a maximum score of 1 and a minimum score of 0. **HIGHER scores are better.**

Facility Results

East Griqualand & Usher Memorial Hospital	0.87
Kokstad Clinic	0.8
Pholela CHC	0.74
Ixopo Clinic	0.7
Rietvlei Gateway Clinic	0.63

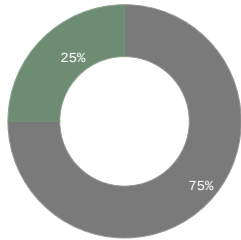
Index Testing

Index testing (aka Assisted Partner Notification Services or Contact Tracing) can help identify PLHIV earlier, get them access treatment to protect their health and interrupt onward transmission of HIV. However, if implemented poorly, index testing can cause harm to individuals, undermine their rights to consent, privacy, and confidentiality, it erodes trust in healthcare providers, and can put individuals at risk of violence. This is extremely important in the context of South Africa with a well-documented epidemic of gender-based violence. HIV diagnosis increases the risk of intimate partner violence (IPV). Improperly conducted or pressured participation in index testing exacerbates these risks. In order to be conducted safely, index testing must always be voluntary and there must always be screening to assess the risk of IPV. Where violence or risk of violence is reported, those partners should never be contacted. Instead people should be offered IPV services on site or by referral. Adverse-event monitoring systems must be in place to ensure clients are supported if they do experience any harms.

Have Patients been Asked to Participate in Index Testing?

Patient Responses: 108

Yes:	75%
No:	25%



District Score* **75%**

Comparison Results

National Average:	66%
Provincial Average:	78%
Best District Result:	100%
Worst District Result:	3%

* Percent of survey responses responding "Yes" (excluding "Don't Know") **HIGHER scores are better.**

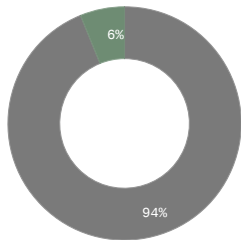
Facility Results

Ixopo Clinic	93
Pholela CHC	89
Rietvlei Gateway Clinic	89
East Griqualand & Usher Memorial Hospital	56
Kokstad Clinic	45

Did a Health Worker Tell You You can Refuse to Participate in Index Testing?

Patient Responses: 81

Yes:	94%
No:	6%



District Score* **94%**

Comparison Results

National Average:	81%
Provincial Average:	85%
Best District Result:	100%
Worst District Result:	0%

* Percent of survey responses responding "Yes" (excluding "Don't Know") **HIGHER scores are better.**

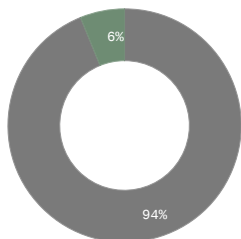
Facility Results

Rietvlei Gateway Clinic	100
Ixopo Clinic	96
Pholela CHC	94
Kokstad Clinic	89
East Griqualand & Usher Memorial Hospital	85

Did the healthcare worker ask you about your risk of gender-based violence from your partner(s)?

Patient Responses: 81

Yes:	94%
No:	6%



District Score* **94%**

Comparison Results

National Average:	79%
Provincial Average:	88%
Best District Result:	100%
Worst District Result:	0%

* Percent of survey responses responding "Yes" (excluding "Don't Know") **HIGHER scores are better.**

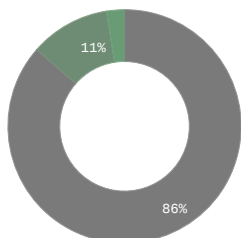
Facility Results

East Griqualand & Usher Memorial Hospital	100
Rietvlei Gateway Clinic	100
Ixopo Clinic	96
Pholela CHC	94
Kokstad Clinic	67

Did the healthcare worker provide you with information on available gender-based violence services?

Patient Responses: 81

Yes:	86%
No:	11%
Dont know:	2%



District Score* **89%**

Comparison Results

National Average:	74%
Provincial Average:	86%
Best District Result:	100%
Worst District Result:	0%

* Percent of survey responses responding "Yes" (excluding "Don't Know") **HIGHER scores are better.**

Facility Results

Rietvlei Gateway Clinic	100
Ixopo Clinic	96
East Griqualand & Usher Memorial Hospital	85
Pholela CHC	82
Kokstad Clinic	62

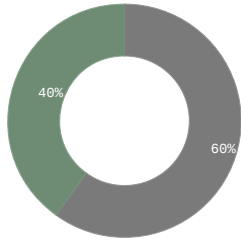
TB Infection Control

Six simple interventions are at the heart of how clinics can be part of turning the tide on TB infection — a disease that still kills close to 60,000 people a year in South Africa, according to the World Health Organization (WHO). By following a checklist of good practice, clinics can be safer for patients and staff. The six measures are: ensuring enough room and space for patients to wait without overcrowding; keeping windows open; ensuring there are TB information posters prominently displayed; reducing clinic waiting times to less than an average of an hour and 15 minutes; screening all arriving patients for TB symptoms; and separating patients who are coughing on arrival at the clinic. Previously there was a seventh item on the checklist. It was for people who are coughing to be given a mask to wear on arrival. However, since the onset of COVID-19, everyone has to by law be wearing a mask in a public place such as a clinic.

Enough room in the waiting area?

Total Observations: 5

Yes:	60%
No:	40%



District Score*

60%

Comparison Results

National Average:	47%
Provincial Average:	44%
Best District Result:	75%
Worst District Result:	0%

* Percent of survey responses responding "Yes" (excluding "Don't Know") **HIGHER scores are better.**

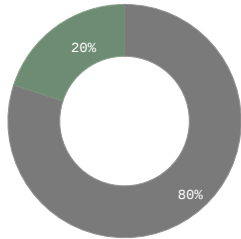
Facility Results

Kokstad Clinic	100
Pholela CHC	100
Rietvlei Gateway Clinic	100
East Griqualand & Usher Memorial Hospital	0
Ixopo Clinic	0

Were the Facility Windows Open?

Total Observations: 5

Yes:	80%
No:	20%



District Score*

80%

Comparison Results

National Average:	95%
Provincial Average:	98%
Best District Result:	100%
Worst District Result:	60%

* Percent of survey responses responding "Yes" (excluding "Don't Know") **HIGHER scores are better.**

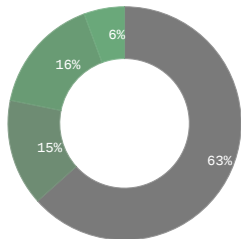
Facility Results

East Griqualand & Usher Memorial Hospital	100
Ixopo Clinic	100
Kokstad Clinic	100
Pholela CHC	100
Rietvlei Gateway Clinic	0

Are people being asked for TB symptoms?

Patient Responses: 142

Yes:	63%
Only sometimes:	15%
No:	16%
Dont know:	6%



District Score*

67%

Comparison Results

National Average:	64%
Provincial Average:	75%
Best District Result:	100%
Worst District Result:	6%

* Percent of survey responses responding "Yes" (excluding "Don't Know") **HIGHER scores are better.**

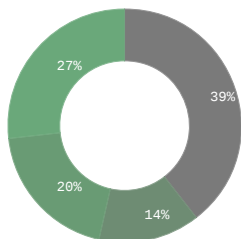
Facility Results

Pholela CHC	93
Ixopo Clinic	77
East Griqualand & Usher Memorial Hospital	62
Rietvlei Gateway Clinic	56
Kokstad Clinic	38

Are people who are coughing in a separate room?

Patient Responses: 142

Yes:	39%
Only sometimes:	14%
No:	20%
Dont know:	27%



District Score*

54%

Comparison Results

National Average:	56%
Provincial Average:	66%
Best District Result:	100%
Worst District Result:	14%

* Percent of survey responses responding "Yes" (excluding "Don't Know") **HIGHER scores are better.**

Facility Results

Pholela CHC	95
East Griqualand & Usher Memorial Hospital	71
Ixopo Clinic	50
Kokstad Clinic	36
Rietvlei Gateway Clinic	16