

Facility Hours and Waiting Times

Often public healthcare users experience long waiting times — spending hours at each visit to the clinic. This simply does not work well for most people, particularly working people and those in school. Having people living with HIV spend an extended time at a clinic, simply to collect ART refills, increases the risk of that person disengaging from care.

Time Patients Spend at the Facility?

Patient Responses: 227

Amount of time spent:

5:50

Comparison Results

National Average:	4:12
Province Average:	5:36
Best District Result:	1:52
Worst District Result:	7:32

Facility Results (5 Best/Worst)

Phahameng (Bultfontein) Clinic	2:53
Kgotsoong (Bothaville) Clinic	4:52
Welkom Clinic	4:52
Tshepong (Welkom) Clinic	5:06
Rheeders Park Clinic	5:14
.....	--
Hoopstad Clinic	6:08
Phomolong (Hennenman) Clinic	6:49
OR Tambo Clinic	7:11
Matjhabeng Clinic	7:38
Thabong Clinic	8:21

Earliest Patient Arrival Time

Patient Responses: 224

Earliest arrival time

5:25

Comparison Results

National Average:	5:51
Province Average:	5:22
Best District Result:	7:07
Worst District Result:	4:17

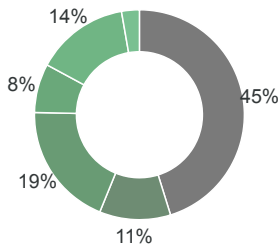
Facility Results (5 Best/Worst)

Hoopstad Clinic	5:52
Kgotsoong (Bothaville) Clinic	5:52
Welkom Clinic	5:48
Tshepong (Welkom) Clinic	5:44
Rheeders Park Clinic	5:44
.....	--
Phomolong (Hennenman) Clinic	5:22
OR Tambo Clinic	5:20
Phahameng (Bultfontein) Clinic	5:10
Hani Park Clinic	5:02
Matjhabeng Clinic	4:11

How Safe is the Facility to Wait Before it Opens?

Patient Responses: 146

Very Unsafe:	45%
Unsafe:	11%
Neither Safe or Unsafe:	19%
Safe:	8%
Very Safe:	14%
Don't know:	3%



District Score*

2.33

Comparison Results

National Average:	2.18
Province Average:	2.13
Best District Result:	4.77
Worst District Result:	1.81

* Scores based on average of all survey responses with a maximum score of 5 and a minimum score of 1. **HIGHER scores are better.**

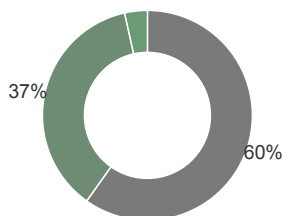
Facility Results (5 Best/Worst)

Hoopstad Clinic	3.80
Welkom Clinic	3.00
Rheeders Park Clinic	2.77
Albert Luthuli Memorial Clinic	2.64
OR Tambo Clinic	2.53
.....	--
Hani Park Clinic	2.20
Matjhabeng Clinic	2.20
Kgotsoong (Bothaville) Clinic	1.86
Thabong Clinic	1.36
Phahameng (Bultfontein) Clinic	1.00

Are the Queues at the Facility Long?

Patient Responses: 229

Yes:	60%
No:	37%
Don't know:	3%



District Score*

62%

Comparison Results

National Average:	68%
Province Average:	66%
Best District Result:	13%
Worst District Result:	97%

* Percent of survey responses responding Yes (excluding "Don't Know"). **LOWER scores are better.**

Facility Results (5 Best/Worst)

Hani Park Clinic	22%
Thabong Clinic	25%
Matjhabeng Clinic	33%
Phahameng (Bultfontein) Clinic	44%
Phomolong (Hennenman) Clinic	50%
.....	--
Albert Luthuli Memorial Clinic	75%
Kgotsoong (Bothaville) Clinic	83%
Welkom Clinic	83%
Hoopstad Clinic	87%
Rheeders Park Clinic	91%

Facility Staff

Human resource shortages are a major issue in South Africa. Ensuring access to quality healthcare services and ensuring everyone living with HIV and TB gets access to treatment and care depends largely on having enough qualified and committed staff. However, often there are not enough open positions to employ the health workers we need. These shortages lead to long waiting times, longer hospital stays, higher numbers of deaths, and increased pressure on the few staff in place.

Are there Enough Staff at the Facility?

Patient Responses: 229

District Score* **0.96**

Comparison Results

National Average:	1.10
Province Average:	1.12
Best District Result:	1.89
Worst District Result:	0.26

* Scores based on average point value of each response with a maximum score of 2 and a minimum score of 0. **HIGHER scores are better.**

Facility Results (5 Best/Worst)

OR Tambo Clinic	1.25
Kgotsong (Bothaville) Clinic	1.13
Tshepong (Welkom) Clinic	1.11
Matjhabeng Clinic	1.11
Albert Luthuli Memorial Clinic	1.08
.....	--
Hani Park Clinic	1.05
Rheeders Park Clinic	0.86
Phomolong (Hennenman) Clinic	0.78
Welkom Clinic	0.54
Hoopstad Clinic	0.53

Always: 24%
 Sometimes: 45%
 Never: 29%
 Don't know: 2%

Are Staff Friendly and Professional?

Patient Responses: 229

District Score* **1.10**

Comparison Results

National Average:	1.46
Province Average:	1.22
Best District Result:	1.98
Worst District Result:	0.94

* Scores based on average point value of each response with a maximum score of 2 and a minimum score of 0. **HIGHER scores are better.**

Facility Results (5 Best/Worst)

OR Tambo Clinic	1.76
Hani Park Clinic	1.76
Kgotsong (Bothaville) Clinic	1.41
Matjhabeng Clinic	1.39
Albert Luthuli Memorial Clinic	1.15
.....	--
Hoopstad Clinic	0.93
Rheeders Park Clinic	0.91
Tshepong (Welkom) Clinic	0.89
Phahameng (Bultfontein) Clinic	0.76
Welkom Clinic	0.42

Yes: 36%
 Sometimes: 38%
 Never: 26%
 Don't know: 0%

Which Cadres are Understaffed?

Facility Responses: 11

Facility Results

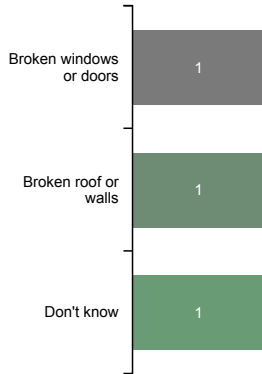
	Doctor	Professional nurse	Enrolled nurse	Pharmacist	Assistant pharmacist	Lab technician	Adherence club facilitators	Data capturer	Security guard	Cleaner	General assistant
Welkom Clinic					1	1	1	1	1	1	
Hani Park Clinic		1		1			1			1	
OR Tambo Clinic								1	1	1	
Phomolong (Hennenman) Clinic				1						1	1
Hoopstad Clinic				1						1	
Kgotsong (Bothaville) Clinic		1	1								
Matjhabeng Clinic										1	
Phahameng (Bultfontein) Clinic		1									
Thabong Clinic		1									
Tshepong (Welkom) Clinic									1		

Clinic Conditions

In some cases, clinics monitored through Ritshidze are found to be in a bad condition, with buildings that are dirty or in disrepair, and toilets that are either dysfunctional, unclean or without soap or toilet paper. At other times clinics are too small to meet the needs of patients and more space is required for people to wait, or to provide medical care, or for filing systems or storage. It is important that clinics have enough space and are maintained in a good condition to provide a clean, safe and effective environment to meet the needs of both patients and staff.

Concerns with the Condition of Building:

Total Observations:3

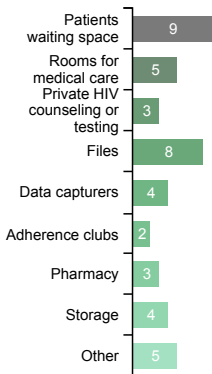


Facility Results

Facility	Broken windows or doors	Broken roof or walls	Don't know
Rheeders Park Clinic	1	0	0
Tshepong (Welkom) Clinic	0	1	1

What do you need more space for?

Facility Responses:12




Facility Results

Facility	Patients waiting space	Rooms for medical care	Private HIV counseling or testing	Files	Data capturers	Adherence clubs	Pharmacy	Storage	Other
OR Tambo Clinic	1			1	1	1		1	
Rheeders Park Clinic	1	1	1	1				1	
Welkom Clinic	1	1		1			1	1	
Albert Luthuli Memorial Clinic	1	1			1				
Hoopstad Clinic	1			1					
Matjhabeng Clinic				1					1
Phomolong (Hennenman) Clinic	1								1
Tshepong (Welkom) Clinic	1			1					
Hani Park Clinic									1
Kgotsong (Bothaville) Clinic									1

What is in bad condition? Please select all that apply:

Total Observations:5



Facility Results

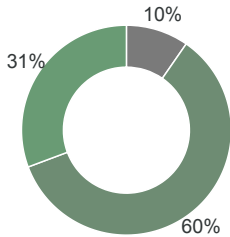
Facility	The filing system is messy	The space where files are stored is too small	Files are stored where patients can access them	Files are lost, missing or misplaced	Other
Rheeders Park Clinic	2	1	1	1	
Welkom Clinic	1	1		1	
Hoopstad Clinic	1	1			
Thabong Clinic					1

Access to Medicines and Shortages/Stockouts

Stockouts and shortages of ARVs, TB medicines, contraceptives and other medicines cause disruption, confusion, cost, and can detrimentally affect treatment adherence. Where stockouts and shortages are revealed through monitoring — especially where people are sent home empty handed — these need to be urgently addressed.

Any Patients left without the Medicine due to Shortage

Yes: 10%
No: 60%
Don't know: 31%



District Score*

14%

Comparison Results

National Average: 41%
Province Average: 10%
Best District Result: 0%
Worst District Result: 59%

* Percent of survey responses responding Yes (excluding "Don't Know"). **LOWER scores are better.**

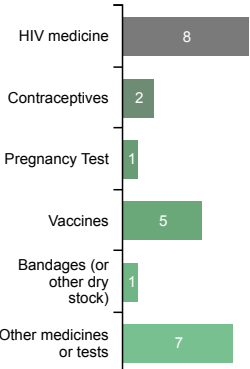
Patient Responses: 228

Facility Results (5 Best/Worst)

Hani Park Clinic	0%
Hoopstad Clinic	0%
Phahameng (Bultfontein) Clinic	0%
Rheeders Park Clinic	0%
Welkom Clinic	0%
.....	--
Matjhabeng Clinic	9%
Albert Luthuli Memorial Clinic	19%
OR Tambo Clinic	29%
Kgotsong (Bothaville) Clinic	35%
Thabong Clinic	36%

Patient Reports of Medicine Shortage(s)

Patient Responses: 22



Facility Results

	HIV medicine	Contraceptives	Pregnancy Test	Vaccines	Bandages (or other dry stock)	Other medicines or tests
OR Tambo Clinic	1			1	1	1
Albert Luthuli Memorial Clinic	1	2	1			
Kgotsong (Bothaville) Clinic	1			4		1
Thabong Clinic	3					4
Matjhabeng Clinic	1					
Phomolong (Hennenman) Clinic						1
Tshepong (Welkom) Clinic	1					

Contraception shortage(s)

Patient Responses: 2

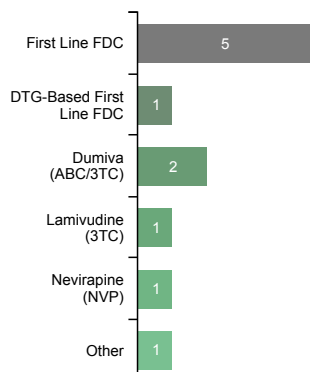


Facility Results

Albert Luthuli Memorial Clinic	Injection 2
--------------------------------	-------------

HIV medication shortage(s)

Patient Responses: 8



Facility Results

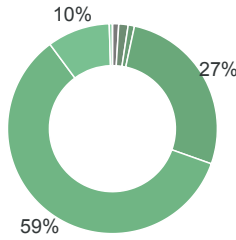
	First Line FDC	DTG-Based First Line FDC	Dumiva (ABC/3TC)	Lamivudine (3TC)	Nevirapine (NVP)	Other
Matjhabeng Clinic			1	1		1
Kgotsong (Bothaville) Clinic	1	1				
Albert Luthuli Memorial Clinic					1	
OR Tambo Clinic	1					
Thabong Clinic	3					
Tshepong (Welkom) Clinic			1			

ARV Collection and Access

Currently many people in South Africa who could benefit from HIV treatment are not, with many people who are living with HIV not on treatment – either never having known their HIV status, or having started on treatment then disengaged from care. To ensure we get more people to start and importantly stay on treatment, it is critical to ensure that ARV collection is as quick and easy as possible. As such efforts should be made to support PLHIV with suppressed viral loads to receive extended ARV refills and be enrolled in a repeat prescription strategy (including external/internal pick up points or adherence clubs).

Length of HIV medicine refill?

1 week:	1%
2 weeks:	1%
3 weeks:	1%
1 month:	27%
2 months:	59%
3 months:	10%
6 months:	0%
Don't know:	0%



District Score*

1.79

Comparison Results

National Average:	1.54
Province Average:	1.86
Best District Result:	2.95
Worst District Result:	1.43

* Scores based on average point value of each response with a maximum score of 6 and a minimum score of 0. **HIGHER scores are better.**


Patient Responses: 207

Facility Results (5 Best/Worst)

OR Tambo Clinic	2.40
Thabong Clinic	2.25
Albert Luthuli Memorial Clinic	1.83
Phomolong (Hennenman) Clinic	1.82
Phahameng (Bultfontein) Clinic	1.81
.....	--
Welkom Clinic	1.71
Matjhabeng Clinic	1.69
Kgotsoong (Bothaville) Clinic	1.68
Rheeders Park Clinic	1.55
Hoopstad Clinic	1.47

When Patients Miss a Visit to Collect ARVs:

Patient Responses: 94

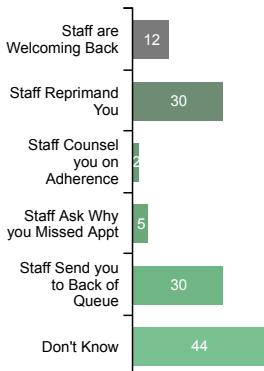


Facility Results

	Get an SMS	Get a phone call	A health worker comes to your house	You are not contacted by the clinic	Don't know/never missed a visit
Rheeders Park Clinic			2	4	5
Albert Luthuli Memorial Clinic			3	3	5
OR Tambo Clinic			2	2	6
Tshepong (Welkom) Clinic		1	1	1	3
Hoopstad Clinic		2	1	1	4
Thabong Clinic	2	1	1	1	3
Hani Park Clinic	5	2			4
Kgotsoong (Bothaville) Clinic	1	1	2		2
Matjhabeng Clinic	1	1	2		8
Phomolong (Hennenman) Clinic	2		1		1

When a patient misses a visit, what happens the next time the patients comes to collect ARVs?

Patient Responses: 95



Facility Results

	Staff are Welcoming Back	Staff Reprimand You	Staff Counsel you on Adherence	Staff Ask Why you Missed Appt	Staff Send you to Back of Queue	Don't Know
Welkom Clinic		5			5	2
Hoopstad Clinic	1	2			3	3
OR Tambo Clinic	1	3			2	6
Phahameng (Bultfontein) Clinic	1	2			2	1
Thabong Clinic		1		1	2	5
Kgotsoong (Bothaville) Clinic	1	1			1	2
Tshepong (Welkom) Clinic		1	2		1	3
Hani Park Clinic	4	1		2	2	4
Phomolong (Hennenman) Clinic	1	1		1		1
Matjhabeng Clinic	3			1	1	8

Adherence Clubs

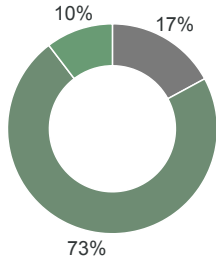
Adherence clubs should simplify and adapt HIV services to both serve the needs of people living with HIV better and reduce unnecessary burdens on the health system. Adherence clubs provide space to get much-needed treatment literacy information and support PLHIV to remain adherent to treatment. Yet currently many adherence clubs have been suspended due to the COVID-19 pandemic. This suspension means our sample size for adherence club member responses is at times very low.

If Not in an Adherence Club Already, Are you Aware of Them at this Facility?

Patient Responses: 193

Facility Results (5 Best/Worst)

Yes:	17%
No:	73%
Don't know:	10%



District Score* **18%**

Comparison Results

National Average:	51%
Province Average:	35%
Best District Result:	93%
Worst District Result:	1%

* Percent of survey responses responding Yes (excluding "Don't Know"). **HIGHER scores are better.**

Hani Park Clinic	67%
Phomolong (Hennenman) Clinic	60%
OR Tambo Clinic	42%
Thabong Clinic	31%
Kgotsong (Bothaville) Clinic	15%
.....	--
Welkom Clinic	9%
Tshepong (Welkom) Clinic	7%
Hoopstad Clinic	7%
Rheeders Park Clinic	5%
Matjhabeng Clinic	0%

Does the Adherence Club make HIV medicine pick up faster?

Facility Results

District Score* **NA**

Comparison Results

National Average:	89%
Province Average:	100%
Best District Result:	100%
Worst District Result:	0%

* Percent of survey responses responding Yes (excluding "Don't Know"). **HIGHER scores are better.**

Information provided by the Adherence Club

No Data

Facility Results

No Data

What clinical services are offered at an adherence club meeting?

No Data

Facility Results

No Data

Access to Viral Load Testing / Information

Treatment and viral load literacy improves linkage rates and ART continuity as people living with HIV understand the importance of starting and remaining on treatment effectively. By becoming as informed as possible, PLHIV are empowered to take control of their own health and sex lives. However, sometimes PLHIV report that healthcare workers do not explain the results of viral load test results and at times PLHIV do not understand the benefits of having an undetectable viral load.

Have Patients had a Viral Load Test in the Past Year?

Patient Responses: 208

Yes:	88%
No:	10%
Don't know:	1%

District Score* **90%**

Comparison Results

National Average:	96%
Province Average:	93%
Best District Result:	100%
Worst District Result:	78%

* Percent of survey responses responding Yes (excluding "Don't Know"). **HIGHER scores are better.**

Facility Results (5 Best/Worst)

Hani Park Clinic	100%
Hoopstad Clinic	100%
Matjhabeng Clinic	100%
Albert Luthuli Memorial Clinic	96%
Rheeders Park Clinic	95%
.....	--
Thabong Clinic	87%
Phahameng (Bultfontein) Clinic	81%
OR Tambo Clinic	80%
Phomolong (Hennenman) Clinic	77%
Tshepong (Welkom) Clinic	75%

Did a Health Worker Explain the Viral Load Test Result?

Patient Responses: 184

Yes:	86%
No:	13%
Don't know:	1%

District Score* **87%**

Comparison Results

National Average:	80%
Province Average:	82%
Best District Result:	100%
Worst District Result:	57%

* Percent of survey responses responding Yes (excluding "Don't Know"). **HIGHER scores are better.**

Facility Results (5 Best/Worst)

Hani Park Clinic	100%
Phahameng (Bultfontein) Clinic	100%
Welkom Clinic	100%
Albert Luthuli Memorial Clinic	96%
Hoopstad Clinic	93%
.....	--
Matjhabeng Clinic	81%
Rheeders Park Clinic	81%
Phomolong (Hennenman) Clinic	70%
OR Tambo Clinic	67%
Thabong Clinic	58%

Treatment Literacy: Do Patients Understand Viral Load and their Health?

Patient Responses: 207

Yes:	92%
No:	1%
Don't know:	6%

District Score* **0.92**

Comparison Results

National Average:	0.94
Province Average:	0.83
Best District Result:	1.00
Worst District Result:	0.65

* Scores based on average point value of each response with a maximum score of 1 and a minimum score of 0. **HIGHER scores are better.**

Facility Results (5 Best/Worst)

Hani Park Clinic	1.00
Matjhabeng Clinic	1.00
Albert Luthuli Memorial Clinic	0.96
Welkom Clinic	0.96
Phahameng (Bultfontein) Clinic	0.94
.....	--
Phomolong (Hennenman) Clinic	0.93
Rheeders Park Clinic	0.91
Thabong Clinic	0.87
Tshepong (Welkom) Clinic	0.81
Hoopstad Clinic	0.80

Treatment Literacy: Do Patients Understand Viral Load and Transmission?

Patient Responses: 207

Yes:	77%
No:	11%
Don't know:	12%

District Score* **0.77**

Comparison Results

National Average:	0.65
Province Average:	0.63
Best District Result:	1.00
Worst District Result:	0.28

* Scores based on average point value of each response with a maximum score of 1 and a minimum score of 0. **HIGHER scores are better.**

Facility Results (5 Best/Worst)

Hani Park Clinic	1.00
Albert Luthuli Memorial Clinic	0.92
Matjhabeng Clinic	0.88
Welkom Clinic	0.83
Rheeders Park Clinic	0.82
.....	--
Kgotsoong (Bothaville) Clinic	0.67
Phomolong (Hennenman) Clinic	0.64
OR Tambo Clinic	0.60
Thabong Clinic	0.60
Tshepong (Welkom) Clinic	0.56

Index Testing

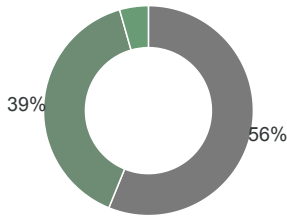
Index testing (aka Assisted Partner Notification Services or Contact Tracing) can help identify PLHIV earlier, get them access treatment to protect their health and interrupt onward transmission of HIV. However, if implemented poorly, index testing can cause harm to individuals, undermine their rights to consent, privacy, and confidentiality, it erodes trust in healthcare providers, and can put individuals at risk of violence. This is extremely important in the context of South Africa with a well-documented epidemic of gender-based violence.

HIV diagnosis increases the risk of intimate partner violence (IPV). Improperly conducted or pressured participation in index testing exacerbates these risks. In order to be conducted safely, index testing must always be voluntary and there must always be screening to assess the risk of IPV. Where violence or risk of violence is reported, those partners should never be contacted. Instead people should be offered IPV services on site or by referral. Adverse-event monitoring systems must be in place to ensure clients are supported if they do experience any harms.

Have Patients been Asked to Participate in Index Testing?

Patient Responses: 203

Yes:	56%
No:	39%
Don't know:	4%



District Score* **57%**

Comparison Results

National Average:	69%
Province Average:	43%
Best District Result:	100%
Worst District Result:	0%

* Percent of survey responses responding Yes (excluding "Don't Know"). **HIGHER scores are better.**

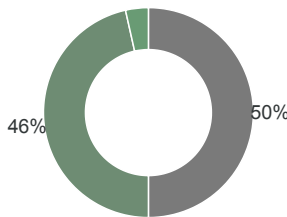
Facility Results (5 Best/Worst)

Hani Park Clinic	93%
Phahameng (Bultfontein) Clinic	75%
Kgotsong (Bothaville) Clinic	67%
Albert Luthuli Memorial Clinic	65%
Matjhabeng Clinic	63%
.....	--
Welkom Clinic	50%
Phomolong (Hennenman) Clinic	50%
Tshepong (Welkom) Clinic	43%
OR Tambo Clinic	43%
Thabong Clinic	33%

Did a Health Worker Tell You You can Refuse to Participate in Index Testing?

Patient Responses: 114

Yes:	50%
No:	46%
Don't know:	4%



District Score* **52%**

Comparison Results

National Average:	92%
Province Average:	61%
Best District Result:	100%
Worst District Result:	37%

* Percent of survey responses responding Yes (excluding "Don't Know"). **HIGHER scores are better.**

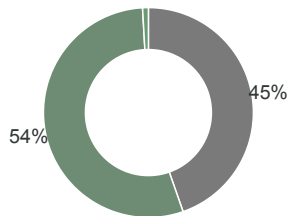
Facility Results (5 Best/Worst)

Matjhabeng Clinic	100%
Kgotsong (Bothaville) Clinic	89%
Hani Park Clinic	77%
Phomolong (Hennenman) Clinic	67%
OR Tambo Clinic	60%
.....	--
Hoopstad Clinic	38%
Rheeders Park Clinic	36%
Albert Luthuli Memorial Clinic	33%
Phahameng (Bultfontein) Clinic	18%
Tshepong (Welkom) Clinic	17%

Did the healthcare worker ask you about your risk of gender-based violence from your partner(s)?

Patient Responses: 112

Yes:	45%
No:	54%
Don't know:	1%



District Score* **44%**

Comparison Results

National Average:	89%
Province Average:	52%
Best District Result:	100%
Worst District Result:	0%

* Percent of survey responses responding Yes (excluding "Don't Know"). **HIGHER scores are better.**

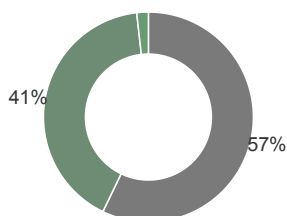
Facility Results (5 Best/Worst)

Matjhabeng Clinic	90%
Hani Park Clinic	77%
Kgotsong (Bothaville) Clinic	60%
Hoopstad Clinic	50%
Welkom Clinic	45%
.....	--
OR Tambo Clinic	33%
Phomolong (Hennenman) Clinic	29%
Thabong Clinic	20%
Tshepong (Welkom) Clinic	17%
Phahameng (Bultfontein) Clinic	9%

Did the healthcare worker provide you with information on available gender-based violence services?

Patient Responses: 112

Yes:	57%
No:	41%
Don't know:	2%



District Score* **57%**

Comparison Results

National Average:	91%
Province Average:	62%
Best District Result:	100%
Worst District Result:	8%

* Percent of survey responses responding Yes (excluding "Don't Know"). **HIGHER scores are better.**

Facility Results (5 Best/Worst)

Hani Park Clinic	100%
Matjhabeng Clinic	90%
Phomolong (Hennenman) Clinic	86%
Thabong Clinic	75%
Welkom Clinic	64%
.....	--
OR Tambo Clinic	50%
Albert Luthuli Memorial Clinic	40%
Rheeders Park Clinic	36%
Phahameng (Bultfontein) Clinic	18%
Tshepong (Welkom) Clinic	17%

TB Infection Control

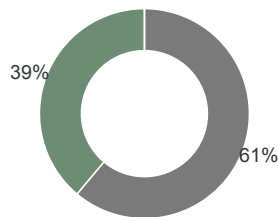
Six simple interventions are at the heart of how clinics can be part of turning the tide on TB infection — a disease that still kills close to 60,000 people a year in South Africa, according to the World Health Organization (WHO). By following a checklist of good practice, clinics can be safer for patients and staff.

The six measures are: ensuring enough room and space for patients to wait without overcrowding; keeping windows open; ensuring there are TB information posters prominently displayed; reducing clinic waiting times to less than an average of an hour and 15 minutes; screening all arriving patients for TB symptoms; and separating patients who are coughing on arrival at the clinic. Previously there was a seventh item on the checklist. It was for people who are coughing to be given a mask to wear on arrival. However, since the onset of COVID-19, everyone has to by law be wearing a mask in a public place such as a clinic.

Enough room in the waiting area?

Total Observations: 18

Yes:	61%
No:	39%
Don't know:	0%



District Score* **61%**

Comparison Results

National Average:	57%
Province Average:	57%
Best District Result:	100%
Worst District Result:	0%

* Percent of survey responses responding Yes (excluding "Don't Know"). **HIGHER scores are better.**

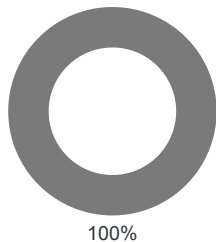
Facility Results (5 Best/Worst)

Albert Luthuli Memorial Clinic	100%
Hoopstad Clinic	100%
Phahameng (Bultfontein) Clinic	100%
Rheeders Park Clinic	100%
Tshepong (Welkom) Clinic	100%
.....	--
Hani Park Clinic	0%
Kgotsong (Bothaville) Clinic	0%
OR Tambo Clinic	0%
Thabong Clinic	0%
Phomolong (Hennenman) Clinic	0%

Were the Facility Windows Open?

Total Observations: 18

Yes:	100%
------	------



District Score* **100%**

Comparison Results

National Average:	100%
Province Average:	100%
Best District Result:	100%
Worst District Result:	79%

* Percent of survey responses responding Yes (excluding "Don't Know"). **HIGHER scores are better.**

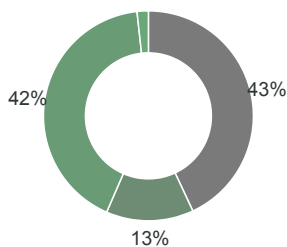
Facility Results (5 Best/Worst)

Albert Luthuli Memorial Clinic	100%
Hoopstad Clinic	100%
Phahameng (Bultfontein) Clinic	100%
Rheeders Park Clinic	100%
Tshepong (Welkom) Clinic	100%
.....	--
Kgotsong (Bothaville) Clinic	100%
Matjhabeng Clinic	100%
OR Tambo Clinic	100%
Thabong Clinic	100%
Phomolong (Hennenman) Clinic	100%

Are people being asked for TB symptoms?

Patient Responses: 230

Yes:	43%
Only sometimes:	13%
No:	42%
Don't know:	2%



District Score* **44%**

Comparison Results

National Average:	31%
Province Average:	50%
Best District Result:	100%
Worst District Result:	12%

* Percent of survey responses responding Yes (excluding "Don't Know"). **HIGHER scores are better.**

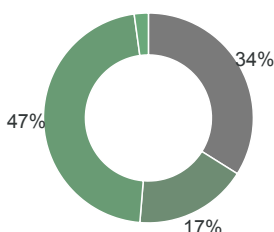
Facility Results (5 Best/Worst)

Hani Park Clinic	90%
Matjhabeng Clinic	72%
Phomolong (Hennenman) Clinic	71%
Rheeders Park Clinic	59%
OR Tambo Clinic	53%
.....	--
Hoopstad Clinic	40%
Kgotsong (Bothaville) Clinic	22%
Welkom Clinic	17%
Albert Luthuli Memorial Clinic	16%
Phahameng (Bultfontein) Clinic	0%

Are people who are coughing in a separate room?

Patient Responses: 230

Yes:	34%
Only sometimes:	17%
No:	47%
Don't know:	2%



District Score* **35%**

Comparison Results

National Average:	26%
Province Average:	43%
Best District Result:	100%
Worst District Result:	9%

* Percent of survey responses responding Yes (excluding "Don't Know"). **HIGHER scores are better.**

Facility Results (5 Best/Worst)

Hani Park Clinic	71%
Rheeders Park Clinic	59%
Matjhabeng Clinic	56%
Tshepong (Welkom) Clinic	41%
Phomolong (Hennenman) Clinic	39%
.....	--
Hoopstad Clinic	27%
Thabong Clinic	27%
Welkom Clinic	22%
Albert Luthuli Memorial Clinic	12%
Phahameng (Bultfontein) Clinic	0%