

Facility Hours and Waiting Times

Often public healthcare users experience long waiting times — spending hours at each visit to the clinic. This simply does not work well for most people, particularly working people and those in school. Having people living with HIV spend an extended time at a clinic, simply to collect ART refills, increases the risk of that person disengaging from care.

Time Patients Spend at the Facility?

Patient Responses: 122

Amount of time spent:

4:00

Facility Results

Giyani CHC	2:01
Tzaneen Clinic	3:03
Motupa Clinic	4:34
Carlotta Clinic	4:38
Grace Mugodeni CHC	5:28

Comparison Results

National Average:	4:15
Provincial Average:	4:41
Best District Result:	2:00
Worst District Result:	7:13

Earliest Patient Arrival Time

Patient Responses: 125

Earliest arrival time

6:39

Facility Results

Motupa Clinic	7:39
Giyani CHC	6:55
Tzaneen Clinic	6:37
Carlotta Clinic	6:13
Grace Mugodeni CHC	5:39

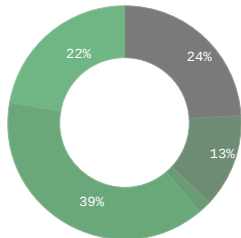
Comparison Results

National Average:	5:47
Provincial Average:	6:04
Best District Result:	7:09
Worst District Result:	4:39

How Safe is the Facility to Wait Before it Opens?

Patient Responses: 54

Very Unsafe:	24%
Unsafe:	13%
Neither Safe or Unsafe:	2%
Safe:	39%
Very Safe:	22%



District Score*

3.22

Comparison Results

National Average:	3.14
Provincial Average:	2.97
Best District Result:	4.98
Worst District Result:	1.43

* Scores based on average of all survey responses with a maximum score of 5 and a minimum score of 1. **HIGHER scores are better.**

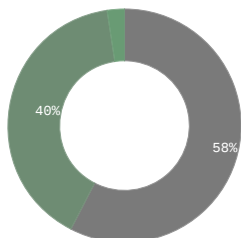
Facility Results

Carlotta Clinic	4.35
Tzaneen Clinic	4.33
Motupa Clinic	1.59

Are the Queues at the Facility Long?

Patient Responses: 125

Yes:	58%
No:	40%
Dont know:	2%



District Score*

59%

Comparison Results

National Average:	66%
Provincial Average:	68%
Best District Result:	33%
Worst District Result:	98%

* Percent of survey responses responding "Yes" (excluding "Don't Know") **LOWER scores are better.**

Facility Results

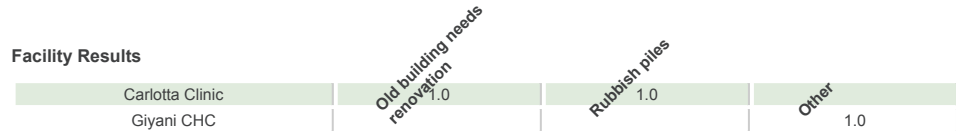

Giyani CHC	14
Tzaneen Clinic	42
Grace Mugodeni CHC	70
Motupa Clinic	79
Carlotta Clinic	86

Clinic Conditions

In some cases, clinics monitored through Ritshidze are found to be in a bad condition, with buildings that are dirty or in disrepair, and toilets that are either dysfunctional, unclean or without soap or toilet paper. At other times clinics are too small to meet the needs of patients and more space is required for people to wait, or to provide medical care, or for filing systems or storage. It is important that clinics have enough space and are maintained in a good condition to provide a clean, safe and effective environment to meet the needs of both patients and staff.

Concerns with the Condition of Building:

Total Observations: 2

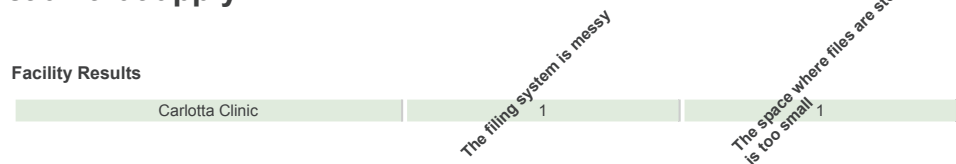



What do you need more space for?

Facility Responses: 0

What is in bad condition? Please select all that apply:

Total Observations: 1



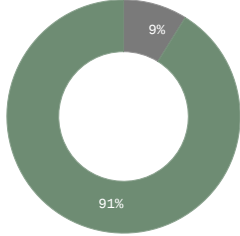
Access to Medicines and Shortages/Stockouts

Stockouts and shortages of ARVs, TB medicines, contraceptives and other medicines cause disruption, confusion, cost, and can detrimentally affect treatment adherence. Where stockouts and shortages are revealed through monitoring — especially where people are sent home empty handed — these need to be urgently addressed.

Any Patients left without the Medicine due to Shortage

Patient Responses: 124

Yes: 9%
No: 91%



District Score*

9%

Comparison Results

National Average: 11%
Provincial Average: 27%
Best District Result: 0%
Worst District Result: 50%

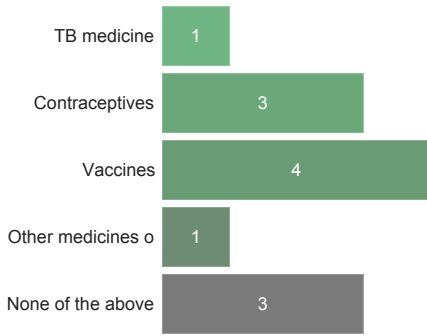
* Percent of survey responses responding "Yes" (excluding "Don't Know") **LOWER scores are better.**

Facility Results

Grace Mugodeni CHC	0
Carlotta Clinic	4
Tzaneen Clinic	11
Giyani CHC	14
Motupa Clinic	14

Patient Reports of Medicine Shortage(s)

Patient Responses: 11



Facility Results

Facility	TB medicine	Contraceptives	Vaccines	Other medicines or tests	None of the above
Motupa Clinic	1.0	3.0			1.0
Giyani CHC				1.0	2.0
Carlotta Clinic			1.0		
Tzaneen Clinic			3.0		

Contraception shortage(s)

Patient Responses: 3



Facility Results

Facility	Condoms (male/external)	Birth control pill	Injection
Motupa Clinic	3	1	1

HIV medication shortage(s)

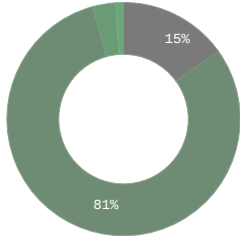
Patient Responses: 0

ARV Collection and Access

Currently many people in South Africa who could benefit from HIV treatment are not, with many people who are living with HIV not on treatment – either never having known their HIV status, or having started on treatment then disengaged from care. To ensure we get more people to start and importantly stay on treatment, it is critical to ensure that ARV collection is as quick and easy as possible. As such efforts should be made to support PLHIV with suppressed viral loads to receive extended ARV refills and be enrolled in a repeat prescription strategy (including external/internal pick up points or adherence clubs).

Length of HIV medicine refill?

1 month:	15%
2 months:	81%
3 months:	3%
6 months:	1%



District Score*

1.92

Comparison Results

National Average:	2.26
Provincial Average:	1.97
Best District Result:	4.0
Worst District Result:	1.64

* Scores based on average point value of each response with a maximum score of 6 and a minimum score of 0.25. **HIGHER scores are better.**

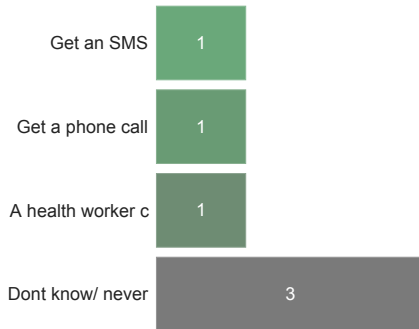
Patient Responses: 93

Facility Results

Tzaneen Clinic	2.09
Grace Mugodeni CHC	1.9
Carlotta Clinic	1.88
Giyani CHC	1.87
Motupa Clinic	1.84

When Patients Miss a Visit to Collect ARVs:

Patient Responses: 3

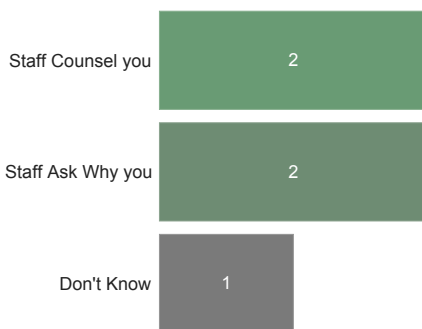


Facility Results

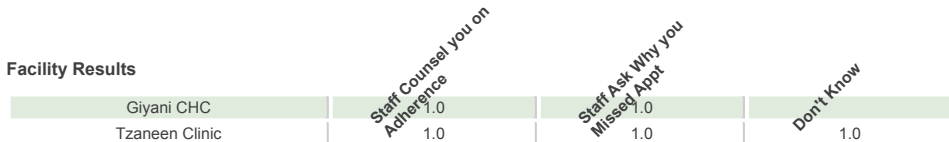


When a patient misses a visit, what happens the next time the patients comes to collect ARVs?

Patient Responses: 3



Facility Results



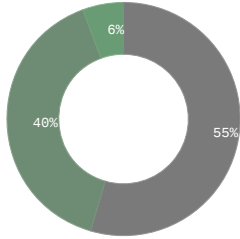
Adherence Clubs

Adherence clubs should simplify and adapt HIV services to both serve the needs of people living with HIV better and reduce unnecessary burdens on the health system. Adherence clubs provide space to get much-needed treatment literacy information and support PLHIV to remain adherent to treatment. Yet currently many adherence clubs have been suspended due to the COVID-19 pandemic. This suspension means our sample size for adherence club member responses is at times very low.

If Not in an Adherence Club Already, Are you Aware of Them at this Facility?

Patient Responses: 88

Yes:	55%
No:	40%
Dont know:	6%



District Score*

57%

Comparison Results

National Average:	41%
Provincial Average:	37%
Best District Result:	92%
Worst District Result:	0%

* Percent of survey responses responding "Yes" (excluding "Don't Know") **HIGHER scores are better.**

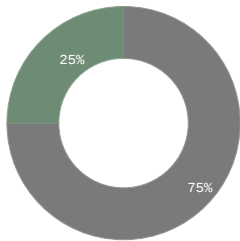
Facility Results

Motupa Clinic	81
Grace Mugodeni CHC	79
Tzaneen Clinic	63
Carlotta Clinic	47
Giyani CHC	7

Does the Adherence Club make HIV medicine pick up faster?

Total Responses: 4

Yes:	75%
Dont know:	25%



District Score*

100%

Comparison Results

National Average:	93%
Provincial Average:	100%
Best District Result:	100%
Worst District Result:	0%

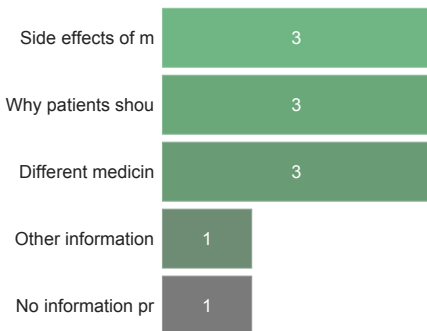
* Percent of survey responses responding "Yes" (excluding "Don't Know") **HIGHER scores are better.**

Facility Results

Carlotta Clinic	100
Motupa Clinic	100

Information provided by the Adherence Club

Total Responses: 4

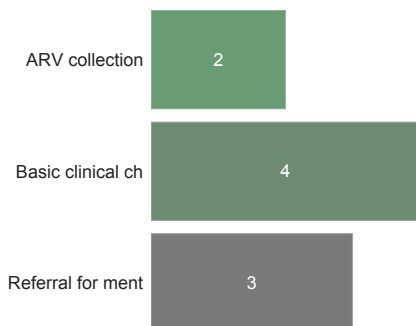


Facility Results

	Side effects of medicines	Why patients should adhere to their ARVs	Different medicine options such as new drugs (ex. Dolutegravir)	Other information (please specify in the next question)	No information provided
Giyani CHC	1.0	1.0	1.0		
Carlotta Clinic	1.0	1.0	1.0		1.0
Motupa Clinic	1.0	1.0	1.0	1.0	

What clinical services are offered at an adherence club meeting?

Total Responses: 4



Facility Results

	ARV collection	Basic clinical check up	Referral for mental health services or psycho-social support
Giyani CHC		1.0	1.0
Carlotta Clinic	1.0	2.0	1.0
Motupa Clinic	1.0	1.0	1.0

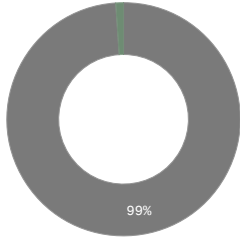
Access to Viral Load Testing / Information

Treatment and viral load literacy improves linkage rates and ART continuity as people living with HIV understand the importance of starting and remaining on treatment effectively. By becoming as informed as possible, PLHIV are empowered to take control of their own health and sex lives. However, sometimes PLHIV report that healthcare workers do not explain the results of viral load test results and at times PLHIV do not understand the benefits of having an undetectable viral load.

Have Patients had a Viral Load Test in the Past Year?

Patient Responses: 93

Yes: 99%
No: 1%



District Score*

99%

Comparison Results

National Average: 95%
Provincial Average: 94%
Best District Result: 100%
Worst District Result: 84%

* Percent of survey responses responding "Yes" (excluding "Don't Know") **HIGHER scores are better.**

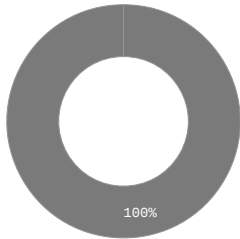
Facility Results

Giyani CHC	100
Grace Mugodeni CHC	100
Motupa Clinic	100
Tzaneen Clinic	100
Carlotta Clinic	94

Did a Health Worker Explain the Viral Load Test Result?

Patient Responses: 92

Yes: 100%



District Score*

100%

Comparison Results

National Average: 86%
Provincial Average: 82%
Best District Result: 100%
Worst District Result: 34%

* Percent of survey responses responding "Yes" (excluding "Don't Know") **HIGHER scores are better.**

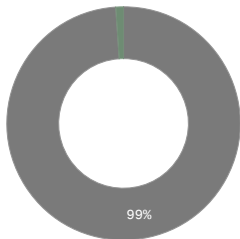
Facility Results

Carlotta Clinic	100
Giyani CHC	100
Grace Mugodeni CHC	100
Motupa Clinic	100
Tzaneen Clinic	100

Treatment Literacy: Do Patients Understand Viral Load and their Health?

Patient Responses: 93

Yes: 99%
No: 1%



District Score*

0.99

Comparison Results

National Average: 0.82
Provincial Average: 0.89
Best District Result: 1.0
Worst District Result: 0.41

* Scores based on average point value of each response with a maximum score of 1 and a minimum score of 0. **HIGHER scores are better.**

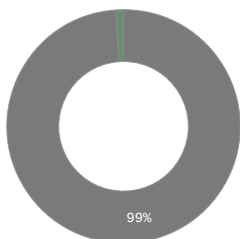
Facility Results

Giyani CHC	1.0
Grace Mugodeni CHC	1.0
Motupa Clinic	1.0
Tzaneen Clinic	1.0
Carlotta Clinic	0.94

Treatment Literacy: Do Patients Understand Viral Load and Transmission?

Patient Responses: 93

Yes: 99%
No: 1%



District Score*

0.99

Comparison Results

National Average: 0.74
Provincial Average: 0.75
Best District Result: 1.0
Worst District Result: 0.26

* Scores based on average point value of each response with a maximum score of 1 and a minimum score of 0. **HIGHER scores are better.**

Facility Results

Giyani CHC	1.0
Grace Mugodeni CHC	1.0
Motupa Clinic	1.0
Tzaneen Clinic	1.0
Carlotta Clinic	0.94

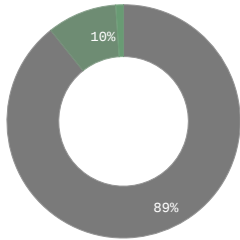
Index Testing

Index testing (aka Assisted Partner Notification Services or Contact Tracing) can help identify PLHIV earlier, get them access treatment to protect their health and interrupt onward transmission of HIV. However, if implemented poorly, index testing can cause harm to individuals, undermine their rights to consent, privacy, and confidentiality, it erodes trust in healthcare providers, and can put individuals at risk of violence. This is extremely important in the context of South Africa with a well-documented epidemic of gender-based violence. HIV diagnosis increases the risk of intimate partner violence (IPV). Improperly conducted or pressured participation in index testing exacerbates these risks. In order to be conducted safely, index testing must always be voluntary and there must always be screening to assess the risk of IPV. Where violence or risk of violence is reported, those partners should never be contacted. Instead people should be offered IPV services on site or by referral. Adverse-event monitoring systems must be in place to ensure clients are supported if they do experience any harms.

Have Patients been Asked to Participate in Index Testing?

Patient Responses: 93

Yes:	89%
No:	10%
Dont know:	1%



District Score* **90%**

Comparison Results

National Average:	66%
Provincial Average:	52%
Best District Result:	100%
Worst District Result:	3%

* Percent of survey responses responding "Yes" (excluding "Don't Know") **HIGHER scores are better.**

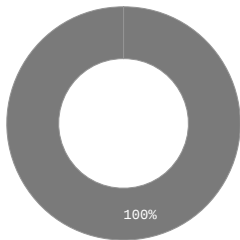
Facility Results

Motupa Clinic	100
Grace Mugodeni CHC	95
Tzaneen Clinic	91
Carlotta Clinic	88
Giyani CHC	71

Did a Health Worker Tell You You can Refuse to Participate in Index Testing?

Patient Responses: 83

Yes:	100%
------	------



District Score* **100%**

Comparison Results

National Average:	81%
Provincial Average:	90%
Best District Result:	100%
Worst District Result:	0%

* Percent of survey responses responding "Yes" (excluding "Don't Know") **HIGHER scores are better.**

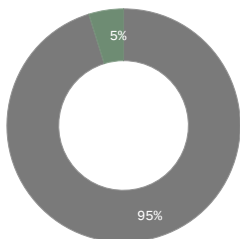
Facility Results

Carlotta Clinic	100
Giyani CHC	100
Grace Mugodeni CHC	100
Motupa Clinic	100
Tzaneen Clinic	100

Did the healthcare worker ask you about your risk of gender-based violence from your partner(s)?

Patient Responses: 83

Yes:	95%
No:	5%



District Score* **95%**

Comparison Results

National Average:	79%
Provincial Average:	89%
Best District Result:	100%
Worst District Result:	0%

* Percent of survey responses responding "Yes" (excluding "Don't Know") **HIGHER scores are better.**

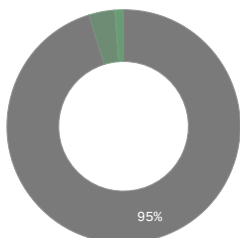
Facility Results

Carlotta Clinic	100
Grace Mugodeni CHC	100
Motupa Clinic	100
Tzaneen Clinic	90
Giyani CHC	80

Did the healthcare worker provide you with information on available gender-based violence services?

Patient Responses: 83

Yes:	95%
No:	4%
Dont know:	1%



District Score* **96%**

Comparison Results

National Average:	74%
Provincial Average:	87%
Best District Result:	100%
Worst District Result:	0%

* Percent of survey responses responding "Yes" (excluding "Don't Know") **HIGHER scores are better.**

Facility Results

Grace Mugodeni CHC	100
Motupa Clinic	100
Tzaneen Clinic	95
Carlotta Clinic	93
Giyani CHC	89

TB Infection Control

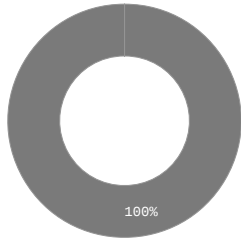
Six simple interventions are at the heart of how clinics can be part of turning the tide on TB infection — a disease that still kills close to 60,000 people a year in South Africa, according to the World Health Organization (WHO). By following a checklist of good practice, clinics can be safer for patients and staff. The six measures are: ensuring enough room and space for patients to wait without overcrowding; keeping windows open; ensuring there are TB information posters prominently displayed; reducing clinic waiting times to less than an average of an hour and 15 minutes; screening all arriving patients for TB symptoms; and separating patients who are coughing on arrival at the clinic. Previously there was a seventh item on the checklist. It was for people who are coughing to be given a mask to wear on arrival. However, since the onset of COVID-19, everyone has to by law be wearing a mask in a public place such as a clinic.

Enough room in the waiting area?

Total Observations: 7

Facility Results

No: 100%



District Score* **0%**

Comparison Results

National Average:	47%
Provincial Average:	13%
Best District Result:	75%
Worst District Result:	0%

* Percent of survey responses responding "Yes" (excluding "Don't Know") **HIGHER scores are better.**

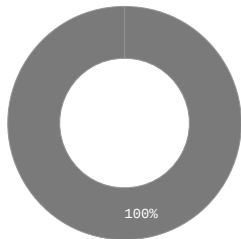
Carlotta Clinic	0
Giyani CHC	0
Grace Mugodeni CHC	0
Motupa Clinic	0
Tzaneen Clinic	0

Were the Facility Windows Open?

Total Observations: 7

Facility Results

Yes: 100%



District Score* **100%**

Comparison Results

National Average:	95%
Provincial Average:	87%
Best District Result:	100%
Worst District Result:	60%

* Percent of survey responses responding "Yes" (excluding "Don't Know") **HIGHER scores are better.**

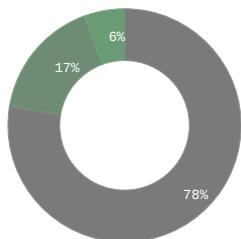
Carlotta Clinic	100
Giyani CHC	100
Grace Mugodeni CHC	100
Motupa Clinic	100
Tzaneen Clinic	100

Are people being asked for TB symptoms?

Patient Responses: 125

Facility Results

Yes: 78%
Only sometimes: 17%
No: 6%



District Score* **78%**

Comparison Results

National Average:	64%
Provincial Average:	37%
Best District Result:	100%
Worst District Result:	6%

* Percent of survey responses responding "Yes" (excluding "Don't Know") **HIGHER scores are better.**

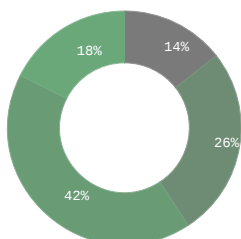
Carlotta Clinic	96
Giyani CHC	95
Tzaneen Clinic	89
Motupa Clinic	76
Grace Mugodeni CHC	33

Are people who are coughing in a separate room?

Patient Responses: 125

Facility Results

Yes: 14%
Only sometimes: 26%
No: 42%
Dont know: 18%



District Score* **17%**

Comparison Results

National Average:	56%
Provincial Average:	17%
Best District Result:	100%
Worst District Result:	14%

* Percent of survey responses responding "Yes" (excluding "Don't Know") **HIGHER scores are better.**

Motupa Clinic	27
Tzaneen Clinic	23
Grace Mugodeni CHC	17
Carlotta Clinic	10
Giyani CHC	10