

Facility Hours and Waiting Times

Often public healthcare users experience long waiting times — spending hours at each visit to the clinic. This simply does not work well for most people, particularly working people and those in school. Having people living with HIV spend an extended time at a clinic, simply to collect ART refills, increases the risk of that person disengaging from care.

Time Patients Spend at the Facility?

Patient Responses: 105

Facility Results

Amount of time spent:

5:16

Unit 9 CHC	4:33
Montshioa Stadt CHC	5:21
Lonely Park Clinic	7:02

Comparison Results

National Average:	4:15
Provincial Average:	4:23
Best District Result:	2:00
Worst District Result:	7:13

Earliest Patient Arrival Time

Patient Responses: 107

Facility Results

Earliest arrival time

4:39

Montshioa Stadt CHC	5:00
Unit 9 CHC	4:59
Lonely Park Clinic	3:24

Comparison Results

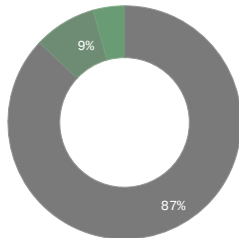
National Average:	5:47
Provincial Average:	5:15
Best District Result:	7:09
Worst District Result:	4:39

How Safe is the Facility to Wait Before it Opens?

Patient Responses: 23

Facility Results

Very Unsafe:	87%
Safe:	9%
Very Safe:	4%



District Score*

1.43

Comparison Results

National Average:	3.14
Provincial Average:	2.31
Best District Result:	4.98
Worst District Result:	1.43

* Scores based on average of all survey responses with a maximum score of 5 and a minimum score of 1. **HIGHER scores are better.**

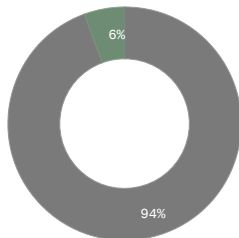
Lonely Park Clinic	1.43
--------------------	------

Are the Queues at the Facility Long?

Patient Responses: 107

Facility Results

Yes:	94%
No:	6%



District Score*

94%

Comparison Results

National Average:	66%
Provincial Average:	72%
Best District Result:	33%
Worst District Result:	98%

* Percent of survey responses responding "Yes" (excluding "Don't Know") **LOWER scores are better.**

Lonely Park Clinic	87
Unit 9 CHC	95
Montshioa Stadt CHC	100

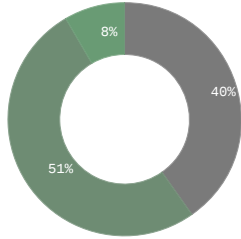
Facility Staff

Human resource shortages are a major issue in South Africa. Ensuring access to quality healthcare services and ensuring everyone living with HIV and TB gets access to treatment and care depends largely on having enough qualified and committed staff. However, often there are not enough open positions to employ the health workers we need. These shortages lead to long waiting times, longer hospital stays, higher numbers of deaths, and increased pressure on the few staff in place.

Are there Enough Staff at the Facility?

Patient Responses: 107

Always:	40%
Sometimes:	51%
Never:	8%



District Score*

1.32

Comparison Results

National Average:	1.17
Provincial Average:	1.51
Best District Result:	2.0
Worst District Result:	0.21

* Scores based on average point value of each response with a maximum score of 2 and a minimum score of 0. **HIGHER scores are better.**

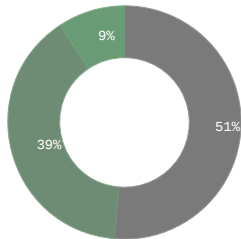
Facility Results

Montshioa Stadt CHC	1.68
Unit 9 CHC	1.29
Lonely Park Clinic	1.0

Are Staff Friendly and Professional?

Patient Responses: 107

Yes:	51%
Sometimes:	39%
Never:	9%



District Score*

1.42

Comparison Results

National Average:	1.59
Provincial Average:	1.58
Best District Result:	2.0
Worst District Result:	1.03

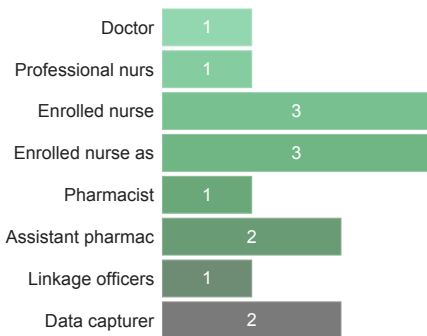
* Scores based on average point value of each response with a maximum score of 2 and a minimum score of 0. **HIGHER scores are better.**

Facility Results

Lonely Park Clinic	1.83
Unit 9 CHC	1.58
Montshioa Stadt CHC	0.68

Which Cadres are Understaffed?

Facility Responses: 3



Facility Results


	Doctor	Professional nurse	Enrolled nurse	Enrolled nurse assistant	Pharmacist	Assistant pharmacist	Linkage officers	Data capturer
Lonely Park Clinic	1.0		1.0	1.0	1.0	1.0	1.0	1.0
Unit 9 CHC		1.0	1.0	1.0		1.0		1.0
Montshioa Stadt CHC			1.0	1.0				

Clinic Conditions

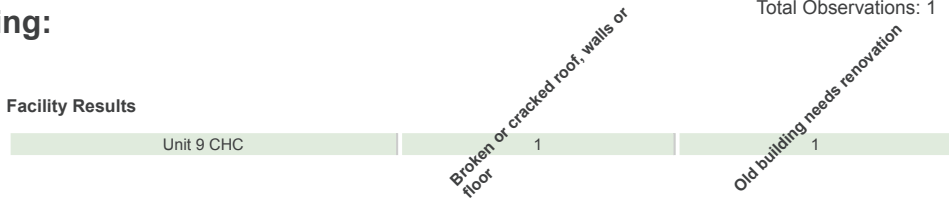
In some cases, clinics monitored through Ritshidze are found to be in a bad condition, with buildings that are dirty or in disrepair, and toilets that are either dysfunctional, unclean or without soap or toilet paper. At other times clinics are too small to meet the needs of patients and more space is required for people to wait, or to provide medical care, or for filing systems or storage. It is important that clinics have enough space and are maintained in a good condition to provide a clean, safe and effective environment to meet the needs of both patients and staff.

Concerns with the Condition of Building:

Total Observations: 1



Facility Results



What do you need more space for?

Facility Responses: 0

What is in bad condition? Please select all that apply:

Total Observations: 1



Facility Results



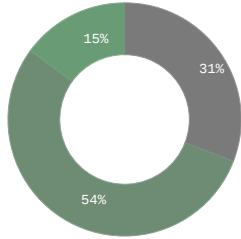
Access to Medicines and Shortages/Stockouts

Stockouts and shortages of ARVs, TB medicines, contraceptives and other medicines cause disruption, confusion, cost, and can detrimentally affect treatment adherence. Where stockouts and shortages are revealed through monitoring — especially where people are sent home empty handed — these need to be urgently addressed.

Any Patients left without the Medicine due to Shortage

Patient Responses: 107

Yes:	31%
No:	54%
Dont know:	15%



District Score*

36%

Comparison Results

National Average:	11%
Provincial Average:	33%
Best District Result:	0%
Worst District Result:	50%

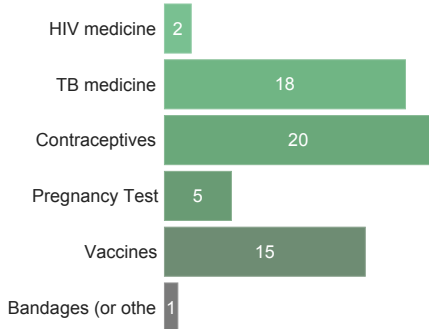
* Percent of survey responses responding "Yes" (excluding "Don't Know") **LOWER scores are better.**

Facility Results

Montshioa Stadt CHC	17
Lonely Park Clinic	39
Unit 9 CHC	42

Patient Reports of Medicine Shortage(s)

Patient Responses: 33



Facility Results

	HIV medicine	TB medicine	Contraceptives	Pregnancy Test	Vaccines	Bandages (or other dry stock)
Unit 9 CHC	2.0	12.0	11.0	5.0	10.0	1.0
Lonely Park Clinic		5.0	7.0		3.0	
Montshioa Stadt CHC		1.0	2.0		2.0	

Contraception shortage(s)

Patient Responses: 20

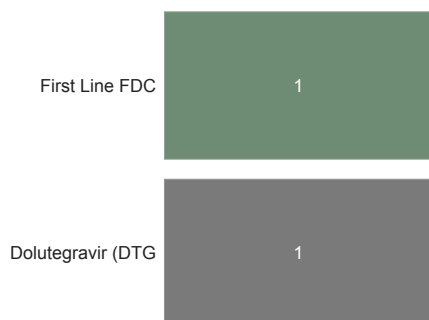


Facility Results

	Condoms (male/external)	Birth control pill	Injection
Lonely Park Clinic	4.0	1.0	5.0
Unit 9 CHC	2.0	3.0	9.0
Montshioa Stadt CHC			2.0

HIV medication shortage(s)

Patient Responses: 2



Facility Results

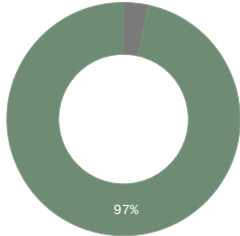
	Unit 9 CHC	First Line FDC	Dolutegravir (DTG)
Unit 9 CHC		1	1

ARV Collection and Access

Currently many people in South Africa who could benefit from HIV treatment are not, with many people who are living with HIV not on treatment – either never having known their HIV status, or having started on treatment then disengaged from care. To ensure we get more people to start and importantly stay on treatment, it is critical to ensure that ARV collection is as quick and easy as possible. As such efforts should be made to support PLHIV with suppressed viral loads to receive extended ARV refills and be enrolled in a repeat prescription strategy (including external/ internal pick up points or adherence clubs).

Length of HIV medicine refill?

1 month: 3%
2 months: 97%



District Score*

1.97

Comparison Results

National Average:	2.26
Provincial Average:	2.34
Best District Result:	4.0
Worst District Result:	1.64

* Scores based on average point value of each response with a maximum score of 6 and a minimum score of 0.25. **HIGHER scores are better.**

Patient Responses: 86

Facility Results

Montshioa Stadt CHC	2.0
Unit 9 CHC	2.0
Lonely Park Clinic	1.87

When Patients Miss a Visit to Collect ARVs:

Patient Responses: 0

When a patient misses a visit, what happens the next time the patients comes to collect ARVs?

Patient Responses: 0

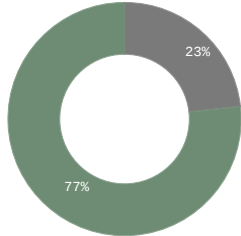
Adherence Clubs

Adherence clubs should simplify and adapt HIV services to both serve the needs of people living with HIV better and reduce unnecessary burdens on the health system. Adherence clubs provide space to get much-needed treatment literacy information and support PLHIV to remain adherent to treatment. Yet currently many adherence clubs have been suspended due to the COVID-19 pandemic. This suspension means our sample size for adherence club member responses is at times very low.

If Not in an Adherence Club Already, Are you Aware of Them at this Facility?

Patient Responses: 86

Yes: 23%
No: 77%



District Score*

23%

Comparison Results

National Average: 41%
Provincial Average: 50%
Best District Result: 92%
Worst District Result: 0%

* Percent of survey responses responding "Yes" (excluding "Don't Know") **HIGHER scores are better.**

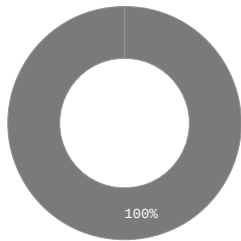
Facility Results

Unit 9 CHC	36
Lonely Park Clinic	13
Montshioa Stadt CHC	0

Does the Adherence Club make HIV medicine pick up faster?

Total Responses: 2

Yes: 100%



District Score*

67%

Comparison Results

National Average: 93%
Provincial Average: 88%
Best District Result: 100%
Worst District Result: 0%

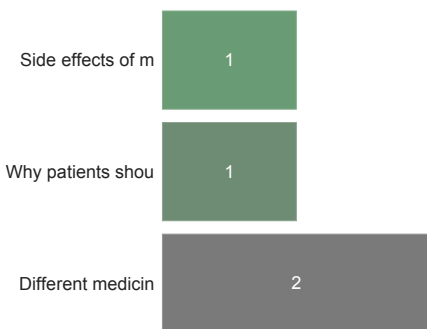
* Percent of survey responses responding "Yes" (excluding "Don't Know") **HIGHER scores are better.**

Facility Results

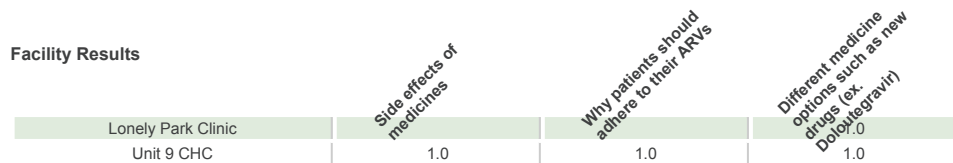
Lonely Park Clinic	100
Unit 9 CHC	100
Montshioa Stadt CHC	0

Information provided by the Adherence Club

Total Responses: 2

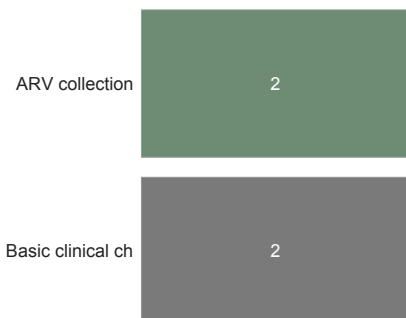


Facility Results

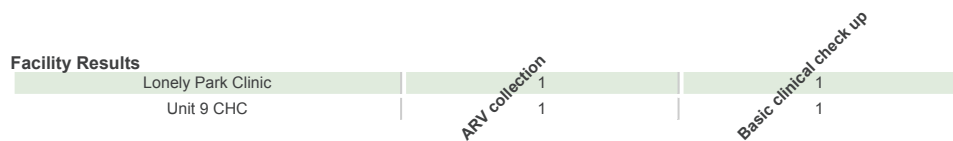


What clinical services are offered at an adherence club meeting?

Total Responses: 2



Facility Results



Access to Viral Load Testing / Information

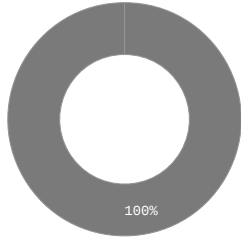
Treatment and viral load literacy improves linkage rates and ART continuity as people living with HIV understand the importance of starting and remaining on treatment effectively. By becoming as informed as possible, PLHIV are empowered to take control of their own health and sex lives. However, sometimes PLHIV report that healthcare workers do not explain the results of viral load test results and at times PLHIV do not understand the benefits of having an undetectable viral load.

Have Patients had a Viral Load Test in the Past Year?

Patient Responses: 86

Facility Results

Yes: 100%



District Score* **100%**

Comparison Results

National Average:	95%
Provincial Average:	97%
Best District Result:	100%
Worst District Result:	84%

* Percent of survey responses responding "Yes" (excluding "Don't Know") **HIGHER scores are better.**

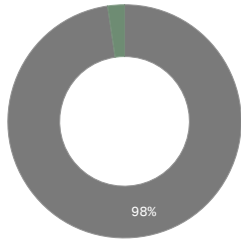
Lonely Park Clinic	100
Montshioa Stadt CHC	100
Unit 9 CHC	100

Did a Health Worker Explain the Viral Load Test Result?

Patient Responses: 86

Facility Results

Yes: 98%
No: 2%



District Score* **98%**

Comparison Results

National Average:	86%
Provincial Average:	93%
Best District Result:	100%
Worst District Result:	34%

* Percent of survey responses responding "Yes" (excluding "Don't Know") **HIGHER scores are better.**

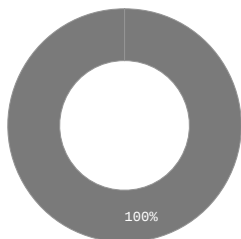
Lonely Park Clinic	100
Unit 9 CHC	98
Montshioa Stadt CHC	94

Treatment Literacy: Do Patients Understand Viral Load and their Health?

Patient Responses: 86

Facility Results

Yes: 100%



District Score* **1.0**

Comparison Results

National Average:	0.82
Provincial Average:	0.82
Best District Result:	1.0
Worst District Result:	0.41

* Scores based on average point value of each response with a maximum score of 1 and a minimum score of 0. **HIGHER scores are better.**

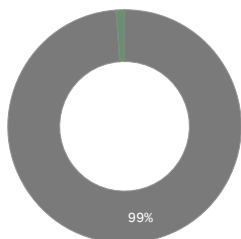
Lonely Park Clinic	1.0
Montshioa Stadt CHC	1.0
Unit 9 CHC	1.0

Treatment Literacy: Do Patients Understand Viral Load and Transmission?

Patient Responses: 86

Facility Results

Yes: 99%
No: 1%



District Score* **0.99**

Comparison Results

National Average:	0.74
Provincial Average:	0.79
Best District Result:	1.0
Worst District Result:	0.26

* Scores based on average point value of each response with a maximum score of 1 and a minimum score of 0. **HIGHER scores are better.**

Montshioa Stadt CHC	1.0
Unit 9 CHC	1.0
Lonely Park Clinic	0.96

Index Testing

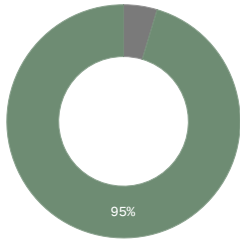
Index testing (aka Assisted Partner Notification Services or Contact Tracing) can help identify PLHIV earlier, get them access treatment to protect their health and interrupt onward transmission of HIV. However, if implemented poorly, index testing can cause harm to individuals, undermine their rights to consent, privacy, and confidentiality, it erodes trust in healthcare providers, and can put individuals at risk of violence. This is extremely important in the context of South Africa with a well-documented epidemic of gender-based violence. HIV diagnosis increases the risk of intimate partner violence (IPV). Improperly conducted or pressured participation in index testing exacerbates these risks. In order to be conducted safely, index testing must always be voluntary and there must always be screening to assess the risk of IPV. Where violence or risk of violence is reported, those partners should never be contacted. Instead people should be offered IPV services on site or by referral. Adverse-event monitoring systems must be in place to ensure clients are supported if they do experience any harms.

Have Patients been Asked to Participate in Index Testing?

Patient Responses: 86

Facility Results

Yes:	5%
No:	95%



District Score*

5%

Comparison Results

National Average:	66%
Provincial Average:	54%
Best District Result:	100%
Worst District Result:	3%

* Percent of survey responses responding "Yes" (excluding "Don't Know") **HIGHER scores are better.**

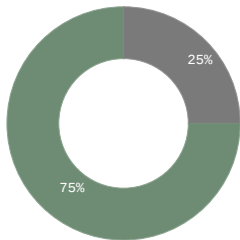
Montshioa Stadt CHC	6
Lonely Park Clinic	4
Unit 9 CHC	4

Did a Health Worker Tell You You can Refuse to Participate in Index Testing?

Patient Responses: 4

Facility Results

Yes:	25%
No:	75%



District Score*

25%

Comparison Results

National Average:	81%
Provincial Average:	88%
Best District Result:	100%
Worst District Result:	0%

* Percent of survey responses responding "Yes" (excluding "Don't Know") **HIGHER scores are better.**

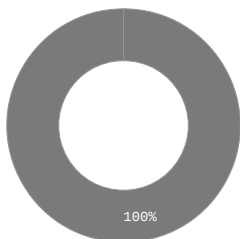
Lonely Park Clinic	100
Montshioa Stadt CHC	0
Unit 9 CHC	0

Did the healthcare worker ask you about your risk of gender-based violence from your partner(s)?

Patient Responses: 4

Facility Results

No:	100%
-----	------



District Score*

0%

Comparison Results

National Average:	79%
Provincial Average:	86%
Best District Result:	100%
Worst District Result:	0%

* Percent of survey responses responding "Yes" (excluding "Don't Know") **HIGHER scores are better.**

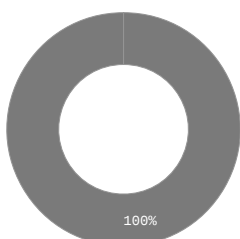
Lonely Park Clinic	0
Montshioa Stadt CHC	0
Unit 9 CHC	0

Did the healthcare worker provide you with information on available gender-based violence services?

Patient Responses: 4

Facility Results

Yes:	100%
------	------



District Score*

100%

Comparison Results

National Average:	74%
Provincial Average:	88%
Best District Result:	100%
Worst District Result:	0%

* Percent of survey responses responding "Yes" (excluding "Don't Know") **HIGHER scores are better.**

Lonely Park Clinic	100
Montshioa Stadt CHC	100
Unit 9 CHC	100

TB Infection Control

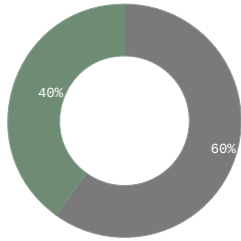
Six simple interventions are at the heart of how clinics can be part of turning the tide on TB infection — a disease that still kills close to 60,000 people a year in South Africa, according to the World Health Organization (WHO). By following a checklist of good practice, clinics can be safer for patients and staff. The six measures are: ensuring enough room and space for patients to wait without overcrowding; keeping windows open; ensuring there are TB information posters prominently displayed; reducing clinic waiting times to less than an average of an hour and 15 minutes; screening all arriving patients for TB symptoms; and separating patients who are coughing on arrival at the clinic. Previously there was a seventh item on the checklist. It was for people who are coughing to be given a mask to wear on arrival. However, since the onset of COVID-19, everyone has to by law be wearing a mask in a public place such as a clinic.

Enough room in the waiting area?

Total Observations: 5

Facility Results

Yes: 60%
No: 40%



District Score* **60%**

Comparison Results

National Average: 47%
Provincial Average: 65%
Best District Result: 75%
Worst District Result: 0%

* Percent of survey responses responding "Yes" (excluding "Don't Know") **HIGHER scores are better.**

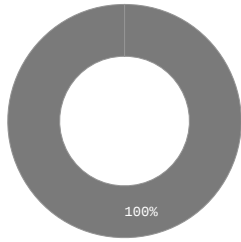
Unit 9 CHC	100
Lonely Park Clinic	67
Montshioa Stadt CHC	0

Were the Facility Windows Open?

Total Observations: 5

Facility Results

Yes: 100%



District Score* **100%**

Comparison Results

National Average: 95%
Provincial Average: 88%
Best District Result: 100%
Worst District Result: 60%

* Percent of survey responses responding "Yes" (excluding "Don't Know") **HIGHER scores are better.**

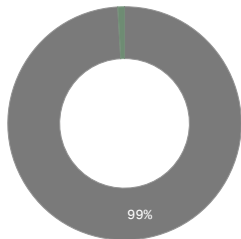
Lonely Park Clinic	100
Montshioa Stadt CHC	100
Unit 9 CHC	100

Are people being asked for TB symptoms?

Patient Responses: 107

Facility Results

Yes: 99%
Only sometimes: 1%



District Score* **99%**

Comparison Results

National Average: 64%
Provincial Average: 78%
Best District Result: 100%
Worst District Result: 6%

* Percent of survey responses responding "Yes" (excluding "Don't Know") **HIGHER scores are better.**

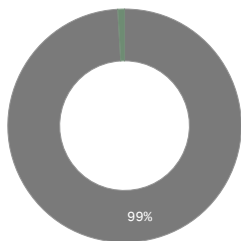
Montshioa Stadt CHC	100
Unit 9 CHC	100
Lonely Park Clinic	96

Are people who are coughing in a separate room?

Patient Responses: 107

Facility Results

Yes: 99%
Only sometimes: 1%



District Score* **99%**

Comparison Results

National Average: 56%
Provincial Average: 77%
Best District Result: 100%
Worst District Result: 14%

* Percent of survey responses responding "Yes" (excluding "Don't Know") **HIGHER scores are better.**

Montshioa Stadt CHC	100
Unit 9 CHC	100
Lonely Park Clinic	96