

Facility Hours and Waiting Times

Often public healthcare users experience long waiting times — spending hours at each visit to the clinic. This simply does not work well for most people, particularly working people and those in school. Having people living with HIV spend an extended time at a clinic, simply to collect ART refills, increases the risk of that person disengaging from care.

Time Patients Spend at the Facility?

Patient Responses: 69

Amount of time spent:

5:02

Facility Results

Beatty Clinic	4:22
Empumelelweni CHC	5:02
Siphosesimbi CHC	5:13
Themba lethu CHC	5:31

Comparison Results

National Average:	4:15
Provincial Average:	4:49
Best District Result:	2:00
Worst District Result:	7:13

Earliest Patient Arrival Time

Patient Responses: 69

Earliest arrival time

5:27

Facility Results

Themba lethu CHC	5:57
Siphosesimbi CHC	5:24
Beatty Clinic	5:18
Empumelelweni CHC	5:07

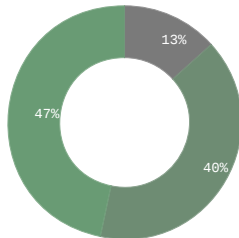
Comparison Results

National Average:	5:47
Provincial Average:	5:45
Best District Result:	7:09
Worst District Result:	4:39

How Safe is the Facility to Wait Before it Opens?

Patient Responses: 15

Unsafe:	13%
Neither Safe or Unsafe:	40%
Safe:	47%



District Score*

3.33

Comparison Results

National Average:	3.14
Provincial Average:	3.4
Best District Result:	4.98
Worst District Result:	1.43

* Scores based on average of all survey responses with a maximum score of 5 and a minimum score of 1. **HIGHER scores are better.**

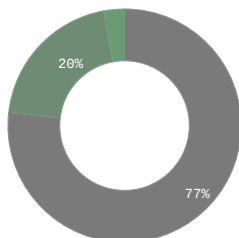
Facility Results

Themba lethu CHC	4.0
Beatty Clinic	3.75
Empumelelweni CHC	3.5
Siphosesimbi CHC	2.6

Are the Queues at the Facility Long?

Patient Responses: 69

Yes:	77%
No:	20%
Don't know:	3%



District Score*

79%

Comparison Results

National Average:	66%
Provincial Average:	70%
Best District Result:	33%
Worst District Result:	98%

* Percent of survey responses responding "Yes" (excluding "Don't Know") **LOWER scores are better.**

Facility Results

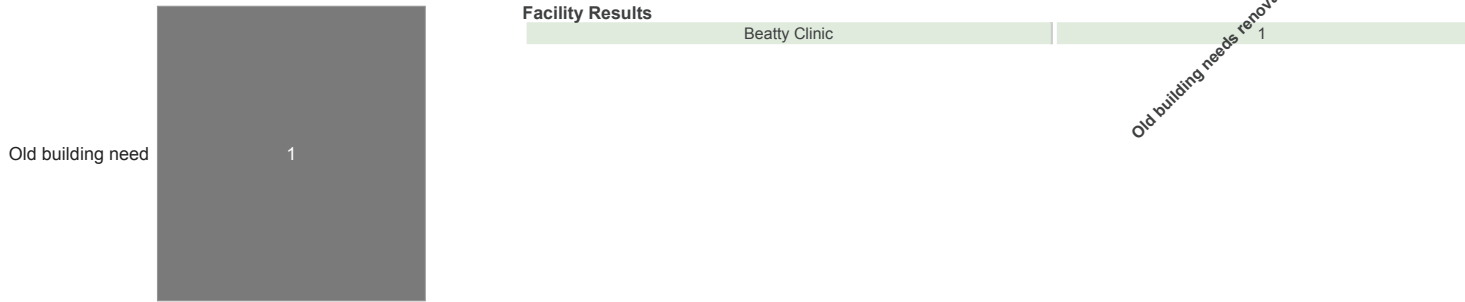
Beatty Clinic	59
Empumelelweni CHC	73
Siphosesimbi CHC	83
Themba lethu CHC	100

Clinic Conditions

In some cases, clinics monitored through Ritshidze are found to be in a bad condition, with buildings that are dirty or in disrepair, and toilets that are either dysfunctional, unclean or without soap or toilet paper. At other times clinics are too small to meet the needs of patients and more space is required for people to wait, or to provide medical care, or for filing systems or storage. It is important that clinics have enough space and are maintained in a good condition to provide a clean, safe and effective environment to meet the needs of both patients and staff.

Concerns with the Condition of Building:

Total Observations: 1



What do you need more space for?

Facility Responses: 0

What is in bad condition? Please select all that apply:

Total Observations: 0

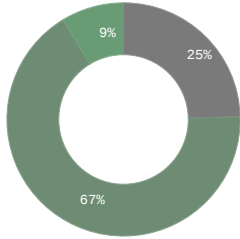
Access to Medicines and Shortages/Stockouts

Stockouts and shortages of ARVs, TB medicines, contraceptives and other medicines cause disruption, confusion, cost, and can detrimentally affect treatment adherence. Where stockouts and shortages are revealed through monitoring — especially where people are sent home empty handed — these need to be urgently addressed.

Any Patients left without the Medicine due to Shortage

Patient Responses: 69

Yes:	25%
No:	67%
Don't know:	9%



District Score*

27%

Comparison Results

National Average:	11%
Provincial Average:	22%
Best District Result:	0%
Worst District Result:	50%

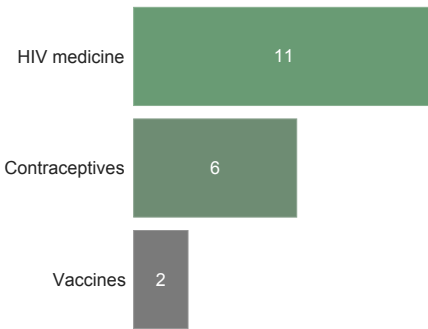
* Percent of survey responses responding "Yes" (excluding "Don't Know") **LOWER scores are better.**

Facility Results

Thembaletu CHC	6
Empumelweni CHC	14
Beatty Clinic	35
Siphosesimbi CHC	50

Patient Reports of Medicine Shortage(s)

Patient Responses: 17



Facility Results

Facility	HIV medicine	Contraceptives	Vaccines
Siphosesimbi CHC	6.0	2.0	1.0
Beatty Clinic	3.0	4.0	
Empumelweni CHC	1.0		1.0
Thembaletu CHC	1.0		

Contraception shortage(s)

Patient Responses: 6

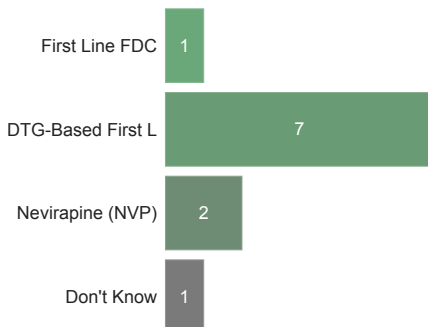


Facility Results

Facility	Birth control pill	Injection
Beatty Clinic	4.0	
Siphosesimbi CHC		2.0

HIV medication shortage(s)

Patient Responses: 11



Facility Results

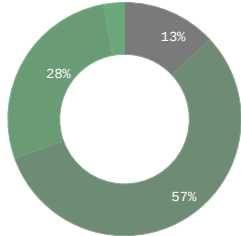
Facility	First Line FDC	DTG-Based First Line FDC	Nevirapine (NVP)	Don't Know
Siphosesimbi CHC		4.0	2.0	
Beatty Clinic		2.0		1.0
Empumelweni CHC	1.0			
Thembaletu CHC		1.0		

ARV Collection and Access

Currently many people in South Africa who could benefit from HIV treatment are not, with many people who are living with HIV not on treatment – either never having known their HIV status, or having started on treatment then disengaged from care. To ensure we get more people to start and importantly stay on treatment, it is critical to ensure that ARV collection is as quick and easy as possible. As such efforts should be made to support PLHIV with suppressed viral loads to receive extended ARV refills and be enrolled in a repeat prescription strategy (including external/internal pick up points or adherence clubs).

Length of HIV medicine refill?

1 month:	13%
2 months:	57%
3 months:	28%
6 months:	3%



District Score*

2.26

Comparison Results

National Average:	2.26
Provincial Average:	2.32
Best District Result:	4.0
Worst District Result:	1.64

* Scores based on average point value of each response with a maximum score of 6 and a minimum score of 0.25. **HIGHER scores are better.**

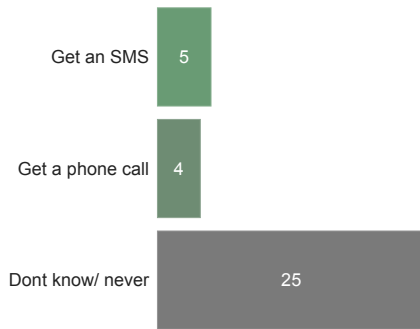
Patient Responses: 69

Facility Results

Siphosesimbi CHC	2.5
Empumelweni CHC	2.47
Beatty Clinic	2.12
Thembaletu CHC	1.94

When Patients Miss a Visit to Collect ARVs:

Patient Responses: 34

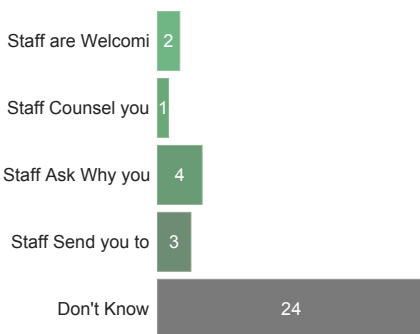


Facility Results

	Get an SMS	Get a phone call	Don't know/ never missed a visit
Beatty Clinic	1.0		3.0
Empumelweni CHC	2.0	1.0	3.0
Siphosesimbi CHC	1.0	3.0	8.0
Thembaletu CHC	1.0		11.0

When a patient misses a visit, what happens the next time the patients comes to collect ARVs?

Patient Responses: 34



Facility Results

	Staff are Welcoming Back	Staff Counsel You on Adherence	Staff Ask Why you Missed Appt	Staff Send you to Back of Queue	Don't Know
Siphosesimbi CHC	1.0		1.0	3.0	7.0
Beatty Clinic			1.0		3.0
Empumelweni CHC	1.0	1.0	1.0		3.0
Thembaletu CHC			1.0		11.0

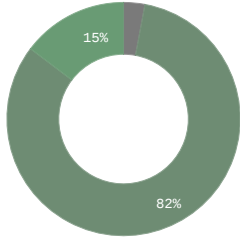
Adherence Clubs

Adherence clubs should simplify and adapt HIV services to both serve the needs of people living with HIV better and reduce unnecessary burdens on the health system. Adherence clubs provide space to get much-needed treatment literacy information and support PLHIV to remain adherent to treatment. Yet currently many adherence clubs have been suspended due to the COVID-19 pandemic. This suspension means our sample size for adherence club member responses is at times very low.

If Not in an Adherence Club Already, Are you Aware of Them at this Facility?

Patient Responses: 68

Yes:	3%
No:	82%
Dont know:	15%



District Score*

3%

Comparison Results

National Average:	41%
Provincial Average:	15%
Best District Result:	92%
Worst District Result:	0%

* Percent of survey responses responding "Yes" (excluding "Don't Know") **HIGHER scores are better.**

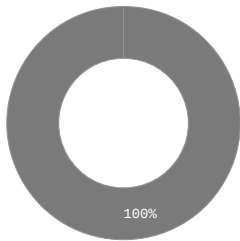
Facility Results

Beatty Clinic	7
Empumelweni CHC	6
Siphosesimbi CHC	0
Thembaletu CHC	0

Does the Adherence Club make HIV medicine pick up faster?

Total Responses: 2

Dont know:	100%
------------	------



District Score*

0%

Comparison Results

National Average:	93%
Provincial Average:	0%
Best District Result:	100%
Worst District Result:	0%

* Percent of survey responses responding "Yes" (excluding "Don't Know") **HIGHER scores are better.**

Facility Results

Empumelweni CHC	0
Siphosesimbi CHC	0

Information provided by the Adherence Club

Total Responses: 3

Dont know

3

Facility Results

Beatty Clinic	1
Siphosesimbi CHC	2
Dont know	

What clinical services are offered at an adherence club meeting?

Total Responses: 3

Dont know

3

Facility Results

Beatty Clinic	1
Siphosesimbi CHC	2
Dont know	

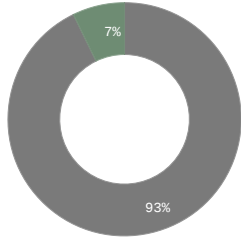
Access to Viral Load Testing / Information

Treatment and viral load literacy improves linkage rates and ART continuity as people living with HIV understand the importance of starting and remaining on treatment effectively. By becoming as informed as possible, PLHIV are empowered to take control of their own health and sex lives. However, sometimes PLHIV report that healthcare workers do not explain the results of viral load test results and at times PLHIV do not understand the benefits of having an undetectable viral load.

Have Patients had a Viral Load Test in the Past Year?

Patient Responses: 69

Yes: 93%
No: 7%



District Score*

93%

Comparison Results

National Average: 95%
Provincial Average: 96%
Best District Result: 100%
Worst District Result: 84%

* Percent of survey responses responding "Yes" (excluding "Don't Know") **HIGHER scores are better.**

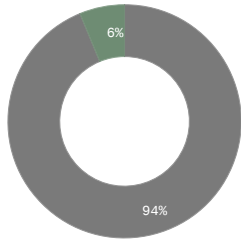
Facility Results

Beatty Clinic	100
Themba lethu CHC	100
Siphosesimbi CHC	94
Empumelelweni CHC	76

Did a Health Worker Explain the Viral Load Test Result?

Patient Responses: 64

Yes: 94%
No: 6%



District Score*

94%

Comparison Results

National Average: 86%
Provincial Average: 84%
Best District Result: 100%
Worst District Result: 34%

* Percent of survey responses responding "Yes" (excluding "Don't Know") **HIGHER scores are better.**

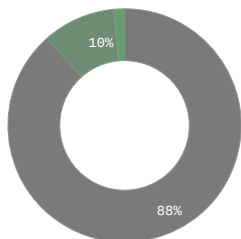
Facility Results

Beatty Clinic	100
Themba lethu CHC	94
Empumelelweni CHC	92
Siphosesimbi CHC	88

Treatment Literacy: Do Patients Understand Viral Load and their Health?

Patient Responses: 69

Yes: 88%
No: 10%
Dont know: 1%



District Score*

0.88

Comparison Results

National Average: 0.82
Provincial Average: 0.79
Best District Result: 1.0
Worst District Result: 0.41

* Scores based on average point value of each response with a maximum score of 1 and a minimum score of 0. **HIGHER scores are better.**

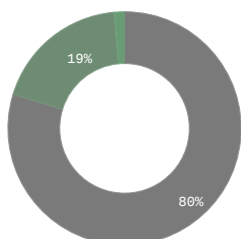
Facility Results

Beatty Clinic	1.0
Themba lethu CHC	1.0
Empumelelweni CHC	0.82
Siphosesimbi CHC	0.72

Treatment Literacy: Do Patients Understand Viral Load and Transmission?

Patient Responses: 69

Yes: 80%
No: 19%
Dont know: 1%



District Score*

0.8

Comparison Results

National Average: 0.74
Provincial Average: 0.7
Best District Result: 1.0
Worst District Result: 0.26

* Scores based on average point value of each response with a maximum score of 1 and a minimum score of 0. **HIGHER scores are better.**

Facility Results

Beatty Clinic	0.94
Themba lethu CHC	0.94
Siphosesimbi CHC	0.67
Empumelelweni CHC	0.65

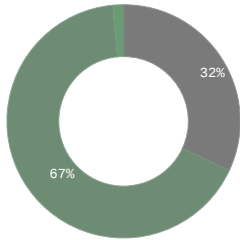
Index Testing

Index testing (aka Assisted Partner Notification Services or Contact Tracing) can help identify PLHIV earlier, get them access treatment to protect their health and interrupt onward transmission of HIV. However, if implemented poorly, index testing can cause harm to individuals, undermine their rights to consent, privacy, and confidentiality, it erodes trust in healthcare providers, and can put individuals at risk of violence. This is extremely important in the context of South Africa with a well-documented epidemic of gender-based violence. HIV diagnosis increases the risk of intimate partner violence (IPV). Improperly conducted or pressured participation in index testing exacerbates these risks. In order to be conducted safely, index testing must always be voluntary and there must always be screening to assess the risk of IPV. Where violence or risk of violence is reported, those partners should never be contacted. Instead people should be offered IPV services on site or by referral. Adverse-event monitoring systems must be in place to ensure clients are supported if they do experience any harms.

Have Patients been Asked to Participate in Index Testing?

Patient Responses: 69

Yes:	32%
No:	67%
Dont know:	1%



District Score* **32%**

Comparison Results

National Average:	66%
Provincial Average:	69%
Best District Result:	100%
Worst District Result:	3%

* Percent of survey responses responding "Yes" (excluding "Don't Know") **HIGHER scores are better.**

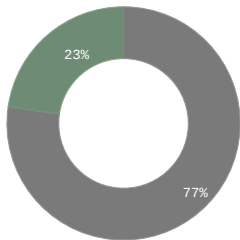
Facility Results

Beatty Clinic	47
Siphosesimbi CHC	33
Themba lethu CHC	28
Empumelelweni CHC	19

Did a Health Worker Tell You You can Refuse to Participate in Index Testing?

Patient Responses: 22

Yes:	77%
No:	23%



District Score* **77%**

Comparison Results

National Average:	81%
Provincial Average:	71%
Best District Result:	100%
Worst District Result:	0%

* Percent of survey responses responding "Yes" (excluding "Don't Know") **HIGHER scores are better.**

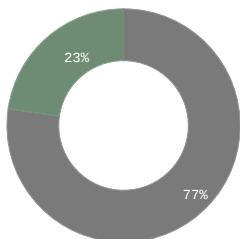
Facility Results

Empumelelweni CHC	100
Siphosesimbi CHC	83
Themba lethu CHC	80
Beatty Clinic	62

Did the healthcare worker ask you about your risk of gender-based violence from your partner(s)?

Patient Responses: 22

Yes:	77%
No:	23%



District Score* **77%**

Comparison Results

National Average:	79%
Provincial Average:	68%
Best District Result:	100%
Worst District Result:	0%

* Percent of survey responses responding "Yes" (excluding "Don't Know") **HIGHER scores are better.**

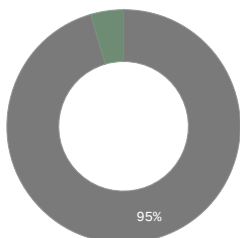
Facility Results

Siphosesimbi CHC	100
Themba lethu CHC	80
Empumelelweni CHC	67
Beatty Clinic	62

Did the healthcare worker provide you with information on available gender-based violence services?

Patient Responses: 22

Yes:	95%
No:	5%



District Score* **95%**

Comparison Results

National Average:	74%
Provincial Average:	66%
Best District Result:	100%
Worst District Result:	0%

* Percent of survey responses responding "Yes" (excluding "Don't Know") **HIGHER scores are better.**

Facility Results

Beatty Clinic	100
Empumelelweni CHC	100
Themba lethu CHC	100
Siphosesimbi CHC	83

TB Infection Control

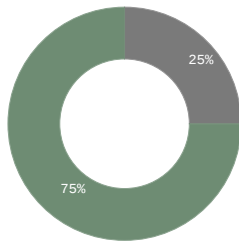
Six simple interventions are at the heart of how clinics can be part of turning the tide on TB infection — a disease that still kills close to 60,000 people a year in South Africa, according to the World Health Organization (WHO). By following a checklist of good practice, clinics can be safer for patients and staff. The six measures are: ensuring enough room and space for patients to wait without overcrowding; keeping windows open; ensuring there are TB information posters prominently displayed; reducing clinic waiting times to less than an average of an hour and 15 minutes; screening all arriving patients for TB symptoms; and separating patients who are coughing on arrival at the clinic. Previously there was a seventh item on the checklist. It was for people who are coughing to be given a mask to wear on arrival. However, since the onset of COVID-19, everyone has to by law be wearing a mask in a public place such as a clinic.

Enough room in the waiting area?

Total Observations: 4

Facility Results

Yes:	25%
No:	75%



District Score* **25%**

Comparison Results

National Average:	47%
Provincial Average:	50%
Best District Result:	75%
Worst District Result:	0%

* Percent of survey responses responding "Yes" (excluding "Don't Know") **HIGHER scores are better.**

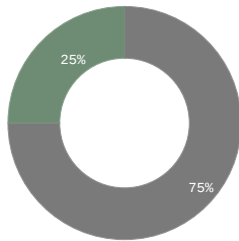
Empumelelweni CHC	100
Beatty Clinic	0
Siphosesimbi CHC	0
Themba lethu CHC	0

Were the Facility Windows Open?

Total Observations: 4

Facility Results

Yes:	75%
No:	25%



District Score* **75%**

Comparison Results

National Average:	95%
Provincial Average:	93%
Best District Result:	100%
Worst District Result:	60%

* Percent of survey responses responding "Yes" (excluding "Don't Know") **HIGHER scores are better.**

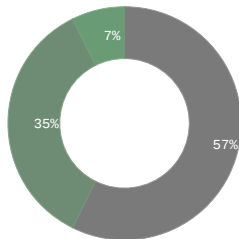
Beatty Clinic	100
Empumelelweni CHC	100
Siphosesimbi CHC	100
Themba lethu CHC	0

Are people being asked for TB symptoms?

Patient Responses: 68

Facility Results

Yes:	57%
Only sometimes:	35%
No:	7%



District Score* **56%**

Comparison Results

National Average:	64%
Provincial Average:	51%
Best District Result:	100%
Worst District Result:	6%

* Percent of survey responses responding "Yes" (excluding "Don't Know") **HIGHER scores are better.**

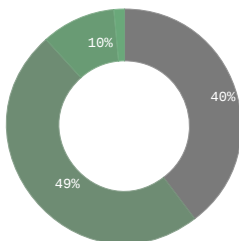
Themba lethu CHC	71
Beatty Clinic	65
Siphosesimbi CHC	61
Empumelelweni CHC	28

Are people who are coughing in a separate room?

Patient Responses: 68

Facility Results

Yes:	40%
Only sometimes:	49%
No:	10%
Don't know:	1%



District Score* **40%**

Comparison Results

National Average:	56%
Provincial Average:	41%
Best District Result:	100%
Worst District Result:	14%

* Percent of survey responses responding "Yes" (excluding "Don't Know") **HIGHER scores are better.**

Themba lethu CHC	76
Siphosesimbi CHC	44
Beatty Clinic	19
Empumelelweni CHC	18