

Facility Hours and Waiting Times

Often public healthcare users experience long waiting times — spending hours at each visit to the clinic. This simply does not work well for most people, particularly working people and those in school. Having people living with HIV spend an extended time at a clinic, simply to collect ART refills, increases the risk of that person disengaging from care.

Time Patients Spend at the Facility?

Patient Responses: 312

Amount of time spent:

3:35

Facility Results (5 Best/Worst)

Sinathing Clinic	1:50
Mafakathini Clinic	2:08
Pata Clinic	2:12
Taylor's Halt Clinic	2:12
Mpumuzi Clinic	2:38
.....	--
Mpophomeni Clinic	4:19
Ndaleneni Clinic	4:33
Songonzima Clinic	4:53
Richmond Clinic	5:23
Caluza Clinic	5:26

Comparison Results

National Average:	4:15
Provincial Average:	3:29
Best District Result:	2:00
Worst District Result:	7:13

Earliest Patient Arrival Time

Patient Responses: 313

Earliest arrival time

6:01

Facility Results (5 Best/Worst)

Mpophomeni Clinic	8:09
Howick Clinic	7:52
Mooi River Clinic	6:58
Ndaleneni Clinic	6:16
Richmond Clinic	6:13
.....	--
Mpumuzi Clinic	5:23
Songonzima Clinic	5:17
Willowfontain Clinic	5:17
Impilwenhle Clinic	5:16
Caluza Clinic	4:56

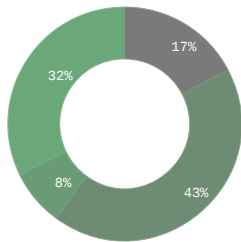
Comparison Results

National Average:	5:47
Provincial Average:	5:56
Best District Result:	7:09
Worst District Result:	4:39

How Safe is the Facility to Wait Before it Opens?

Patient Responses: 115

Unsafe:	17%
Neither Safe or Unsafe:	43%
Safe:	8%
Very Safe:	32%



District Score* 3.55

Comparison Results

National Average:	3.14
Provincial Average:	3.5
Best District Result:	4.98
Worst District Result:	1.43

* Scores based on average of all survey responses with a maximum score of 5 and a minimum score of 1. **HIGHER scores are better.**

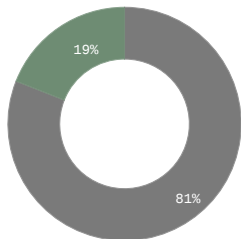
Facility Results (5 Best/Worst)

Mpophomeni Clinic	4.57
Howick Clinic	4.4
Mooi River Clinic	4.27
Mafakathini Clinic	4.0
Ndaleneni Clinic	3.53
Willowfontain Clinic	3.17
Mpumuzi Clinic	3.0
Sinathing Clinic	3.0
Impilwenhle Clinic	2.9
Songonzima Clinic	2.64
Azalea Clinic	2.62

Are the Queues at the Facility Long?

Patient Responses: 310

Yes:	81%
No:	19%



District Score* 80%

Comparison Results

National Average:	66%
Provincial Average:	68%
Best District Result:	33%
Worst District Result:	98%

* Percent of survey responses responding "Yes" (excluding "Don't Know") **LOWER scores are better.**

Facility Results (5 Best/Worst)

Taylor's Halt Clinic	14
Sinathing Clinic	20
Pata Clinic	40
Mafakathini Clinic	67
Mpumuzi Clinic	75
.....	--
Impilwenhle Clinic	100
Mooi River Clinic	100
Mpophomeni Clinic	100
Ndaleneni Clinic	100
Songonzima Clinic	100

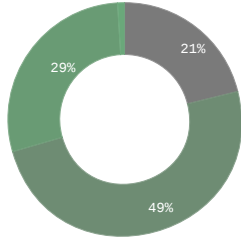
Facility Staff

Human resource shortages are a major issue in South Africa. Ensuring access to quality healthcare services and ensuring everyone living with HIV and TB gets access to treatment and care depends largely on having enough qualified and committed staff. However, often there are not enough open positions to employ the health workers we need. These shortages lead to long waiting times, longer hospital stays, higher numbers of deaths, and increased pressure on the few staff in place.

Are there Enough Staff at the Facility?

Patient Responses: 312

Always:	21%
Sometimes:	49%
Never:	29%
Dont know:	1%



District Score*

0.93

Comparison Results

National Average:	1.17
Provincial Average:	1.17
Best District Result:	2.0
Worst District Result:	0.21

* Scores based on average point value of each response with a maximum score of 2 and a minimum score of 0. **HIGHER scores are better.**

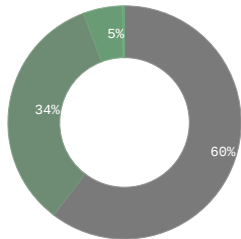
Facility Results (5 Best/Worst)

Sinathing Clinic	1.35
Taylors Halt Clinic	1.33
Mpumuzu Clinic	1.28
Mpophomeni Clinic	1.26
Howick Clinic	1.21
.....	--
Mooi River Clinic	0.83
Willowfountain Clinic	0.47
Impilwenhle Clinic	0.45
Songonzima Clinic	0.32
Caluza Clinic	0.25

Are Staff Friendly and Professional?

Patient Responses: 313

Yes:	60%
Sometimes:	34%
Never:	5%
Dont know:	0%



District Score*

1.55

Comparison Results

National Average:	1.59
Provincial Average:	1.72
Best District Result:	2.0
Worst District Result:	1.03

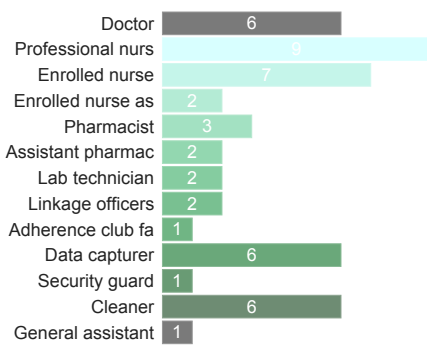
* Scores based on average point value of each response with a maximum score of 2 and a minimum score of 0. **HIGHER scores are better.**

Facility Results (5 Best/Worst)

Mpumuzu Clinic	1.95
Sinathing Clinic	1.95
Taylors Halt Clinic	1.95
Mafakathini Clinic	1.81
Pata Clinic	1.8
.....	--
Caluza Clinic	1.35
Mooi River Clinic	1.33
Richmond Clinic	1.28
Songonzima Clinic	1.21
Ndalen Clinic	1.04

Which Cadres are Understaffed?

Facility Responses: 14



Facility Results

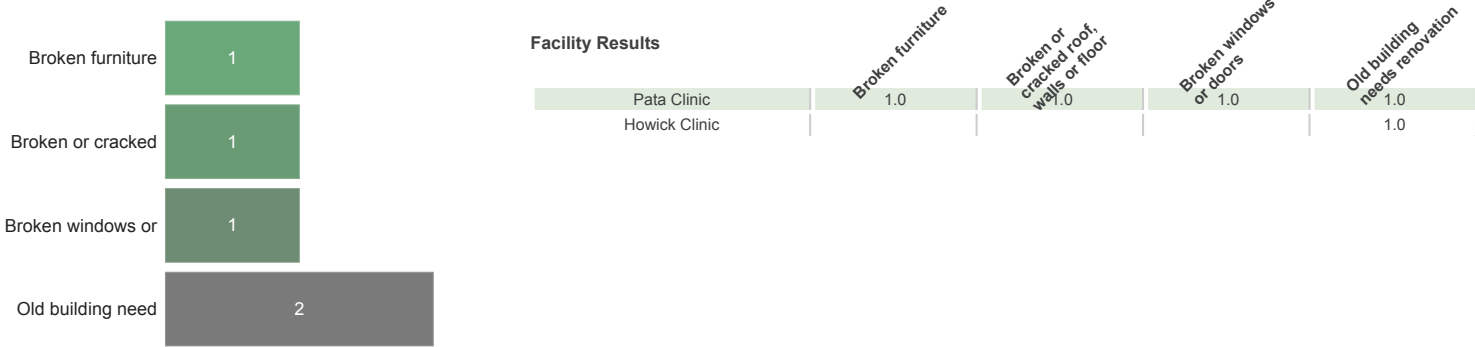
Facility	Doctor	Professional nurse	Enrolled nurse	Enrolled nurse assistant	Pharmacist	Assistant pharmacist	Lab technician	Linkage officers	Adherence club facilitators	Data capturer	Security guard	Cleaner	General assistant
Taylors Halt Clinic	1.0	1.0	1.0			1.0		1.0		1.0		1.0	
Sinathing Clinic	1.0	1.0			1.0			1.0		1.0		1.0	
Mafakathini Clinic	1.0	1.0			1.0		1.0					1.0	
Pata Clinic		1.0	1.0							1.0		1.0	
Richmond Clinic	1.0		1.0	1.0						1.0			
Songonzima Clinic		1.0	1.0									1.0	1.0
Azalea Clinic	1.0	1.0					1.0						
Impilwenhle Clinic		1.0									1.0	1.0	
Mooi River Clinic	1.0	1.0							1.0				
Mpophomeni Clinic			1.0	1.0					1.0				

Clinic Conditions

In some cases, clinics monitored through Ritshidze are found to be in a bad condition, with buildings that are dirty or in disrepair, and toilets that are either dysfunctional, unclean or without soap or toilet paper. At other times clinics are too small to meet the needs of patients and more space is required for people to wait, or to provide medical care, or for filing systems or storage. It is important that clinics have enough space and are maintained in a good condition to provide a clean, safe and effective environment to meet the needs of both patients and staff.

Concerns with the Condition of Building:

Total Observations: 2



What do you need more space for?

Facility Responses: 0

What is in bad condition? Please select all that apply:

Total Observations: 1



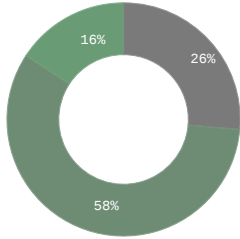
Access to Medicines and Shortages/Stockouts

Stockouts and shortages of ARVs, TB medicines, contraceptives and other medicines cause disruption, confusion, cost, and can detrimentally affect treatment adherence. Where stockouts and shortages are revealed through monitoring — especially where people are sent home empty handed — these need to be urgently addressed.

Any Patients left without the Medicine due to Shortage

Patient Responses: 311

Yes:	26%
No:	58%
Dont know:	16%



District Score*

31%

Comparison Results

National Average:	11%
Provincial Average:	9%
Best District Result:	0%
Worst District Result:	50%

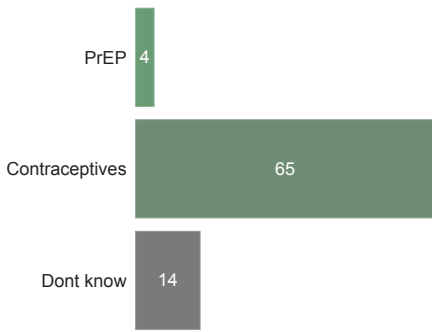
* Percent of survey responses responding "Yes" (excluding "Don't Know") **LOWER scores are better.**

Facility Results (5 Best/Worst)

Mafakathini Clinic	0
Mpophomeni Clinic	0
Mpumuzu Clinic	0
Pata Clinic	0
Sinathing Clinic	0
.....	--
Azalea Clinic	54
Willowfountain Clinic	61
Impilwenhle Clinic	86
Songonzima Clinic	89
Caluza Clinic	93

Patient Reports of Medicine Shortage(s)

Patient Responses: 82

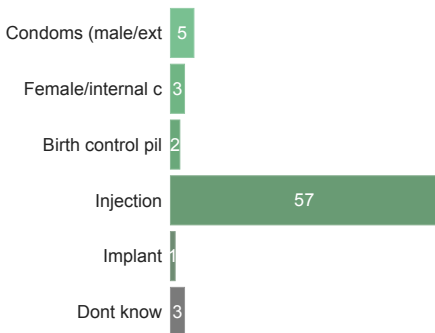


Facility Results

	PrEP	Contraceptives	Dont know
Azalea Clinic	1.0	6.0	
Ndalen Clinic	1.0	7.0	1.0
Willowfountain Clinic	1.0	7.0	3.0
Caluza Clinic		11.0	2.0
Howick Clinic		2.0	
Impilwenhle Clinic		12.0	
Mooi River Clinic	1.0		4.0
Richmond Clinic		4.0	4.0
Songonzima Clinic		16.0	

Contraception shortage(s)

Patient Responses: 65



Facility Results

	Condoms (male/external)	Female/Internal condoms	Birth control pill	Injection	Implant	Dont know
Impilwenhle Clinic	1.0	1.0	1.0	12.0	1.0	
Ndalen Clinic	1.0	1.0		5.0		1.0
Songonzima Clinic	2.0	1.0		13.0		1.0
Azalea Clinic			1.0	5.0		
Caluza Clinic	1.0			10.0		
Howick Clinic				2.0		
Richmond Clinic				3.0		1.0
Willowfountain Clinic				7.0		

HIV medication shortage(s)

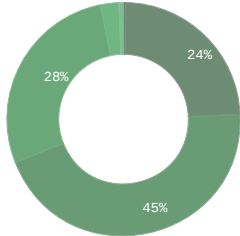
Patient Responses: 0

ARV Collection and Access

Currently many people in South Africa who could benefit from HIV treatment are not, with many people who are living with HIV not on treatment – either never having known their HIV status, or having started on treatment then disengaged from care. To ensure we get more people to start and importantly stay on treatment, it is critical to ensure that ARV collection is as quick and easy as possible. As such efforts should be made to support PLHIV with suppressed viral loads to receive extended ARV refills and be enrolled in a repeat prescription strategy (including external/internal pick up points or adherence clubs).

Length of HIV medicine refill?

2 weeks:	0%
1 month:	24%
2 months:	45%
3 months:	28%
6 months:	3%
Dont know:	1%



Patient Responses: 312

District Score*

2.14

Comparison Results

National Average:	2.26
Provincial Average:	2.21
Best District Result:	4.0
Worst District Result:	1.64

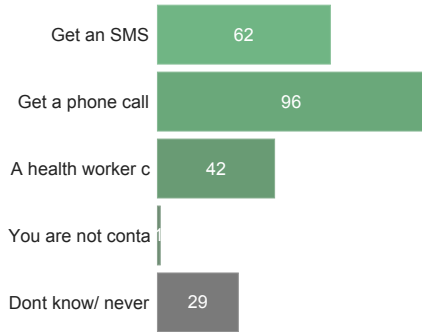
* Scores based on average point value of each response with a maximum score of 6 and a minimum score of 0.25. **HIGHER scores are better.**

Facility Results (5 Best/Worst)

Mafakathini Clinic	3.19
Mpumuzza Clinic	3.18
Pata Clinic	3.15
Taylors Halt Clinic	3.14
Sinathing Clinic	2.85
.....	--
Mooi River Clinic	1.71
Caluza Clinic	1.6
Willowfountain Clinic	1.6
Ndaleneni Clinic	1.58
Mpophomeni Clinic	1.14

When Patients Miss a Visit to Collect ARVs:

Patient Responses: 144

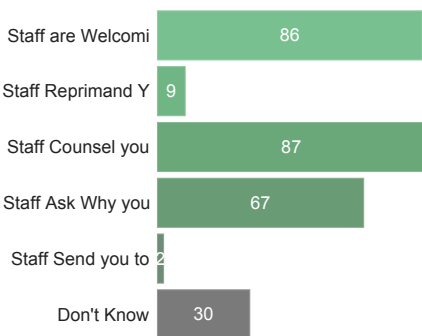


Facility Results

	Get an SMS	Get a phone call	A health worker comes to your house	You are not contacted by the clinic	Dont know/ never missed a visit
Taylors Halt Clinic	2.0	11.0	5.0	1.0	
Azalea Clinic	5.0	5.0			2.0
Caluza Clinic	7.0	6.0			3.0
Impilwenhle Clinic	7.0	8.0			1.0
Mafakathini Clinic	5.0	10.0	10.0		
Mooi River Clinic	1.0	1.0			3.0
Mpophomeni Clinic	2.0	2.0	1.0		
Mpumuzza Clinic	7.0	13.0	6.0		
Ndaleneni Clinic	4.0	4.0			7.0
Pata Clinic	10.0	11.0	7.0		

When a patient misses a visit, what happens the next time the patients comes to collect ARVs?

Patient Responses: 144



Facility Results

	Staff are Welcoming Back	Staff Reprimand You	Staff Counsel You on Adherence	Staff Ask Why you Missed Appt	Staff Send you to Back of Queue	Don't Know
Songonzima Clinic	1.0	3.0	2.0			4.0
Impilwenhle Clinic		3.0	6.0	3.0	2.0	2.0
Azalea Clinic	3.0	1.0	5.0	2.0		2.0
Willowfountain Clinic	2.0	1.0	5.0	3.0		4.0
Mafakathini Clinic	14.0	1.0	8.0	2.0		
Caluza Clinic	4.0		6.0	3.0		4.0
Mooi River Clinic			1.0	1.0		3.0
Mpophomeni Clinic	2.0					
Mpumuzza Clinic	15.0		8.0	11.0		
Ndaleneni Clinic			4.0	4.0		7.0

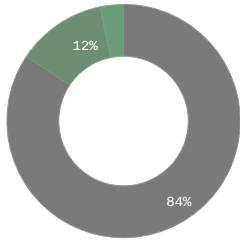
Adherence Clubs

Adherence clubs should simplify and adapt HIV services to both serve the needs of people living with HIV better and reduce unnecessary burdens on the health system. Adherence clubs provide space to get much-needed treatment literacy information and support PLHIV to remain adherent to treatment. Yet currently many adherence clubs have been suspended due to the COVID-19 pandemic. This suspension means our sample size for adherence club member responses is at times very low.

If Not in an Adherence Club Already, Are you Aware of Them at this Facility?

Patient Responses: 249

Yes:	84%
No:	12%
Don't know:	3%



District Score*

87%

Comparison Results

National Average:	41%
Provincial Average:	55%
Best District Result:	92%
Worst District Result:	0%

* Percent of survey responses responding "Yes" (excluding "Don't Know") **HIGHER scores are better.**

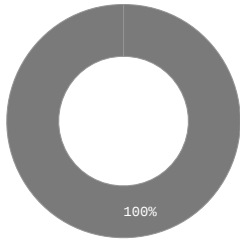
Facility Results (5 Best/Worst)

Azalea Clinic	100
Impilwenhle Clinic	100
Mafakathini Clinic	100
Mpumuzi Clinic	100
Pata Clinic	100
.....	--
Caluza Clinic	92
Mooi River Clinic	75
Ndalen Clinic	62
Richmond Clinic	44
Howick Clinic	40

Does the Adherence Club make HIV medicine pick up faster?

Total Responses: 139

Yes:	100%
------	------



District Score*

100%

Comparison Results

National Average:	93%
Provincial Average:	99%
Best District Result:	100%
Worst District Result:	0%

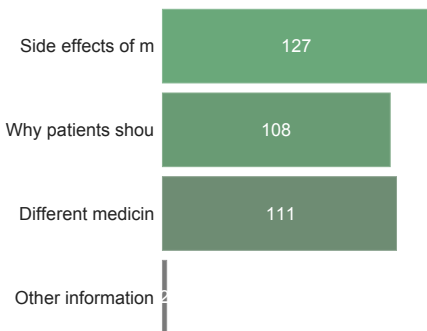
* Percent of survey responses responding "Yes" (excluding "Don't Know") **HIGHER scores are better.**

Facility Results (5 Best/Worst)

Azalea Clinic	100
Caluza Clinic	100
Howick Clinic	100
Impilwenhle Clinic	100
Mooi River Clinic	100
Mpophomeni Clinic	100
Ndalen Clinic	100
Richmond Clinic	100
Songonzima Clinic	100
Taylor's Halt Clinic	100
Willowfountain Clinic	100

Information provided by the Adherence Club

Total Responses: 139

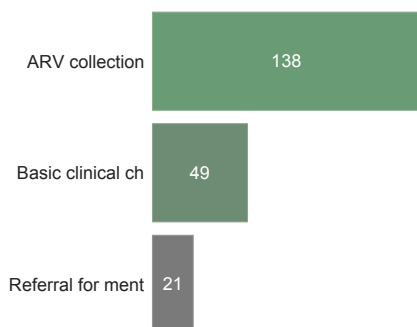


Facility Results

Facility	Side effects of medicines	Why patients should adhere to their ARVs	Different medicine options such as new drugs (ex. Dolutegravir)	Other information (please specify in the next question)
Howick Clinic	1.0		0	
Azalea Clinic	17.0	18.0	16.0	
Caluza Clinic	20.0	13.0	18.0	
Impilwenhle Clinic	18.0	13.0	13.0	
Mooi River Clinic	8.0	6.0	5.0	
Mpophomeni Clinic	1.0	1.0	1.0	
Ndalen Clinic	12.0	10.0	8.0	
Richmond Clinic	12.0	11.0	10.0	
Songonzima Clinic	19.0	20.0	18.0	
Taylor's Halt Clinic	1.0	1.0	1.0	1.0

What clinical services are offered at an adherence club meeting?

Total Responses: 139



Facility Results

Facility	ARV collection	Basic clinical check up	Referral for mental health services or psycho-social support
Azalea Clinic	19.0	15.0	
Howick Clinic	1.0	1.0	
Impilwenhle Clinic	18.0	2.0	
Mooi River Clinic	8.0	7.0	
Mpophomeni Clinic	1.0		1.0
Ndalen Clinic	15.0	2.0	
Richmond Clinic	15.0	2.0	
Caluza Clinic	20.0	4.0	9.0
Songonzima Clinic	20.0	14.0	1.0
Taylor's Halt Clinic	1.0	1.0	1.0

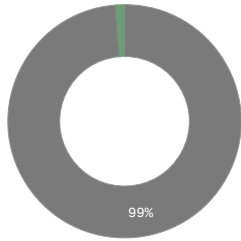
Access to Viral Load Testing / Information

Treatment and viral load literacy improves linkage rates and ART continuity as people living with HIV understand the importance of starting and remaining on treatment effectively. By becoming as informed as possible, PLHIV are empowered to take control of their own health and sex lives. However, sometimes PLHIV report that healthcare workers do not explain the results of viral load test results and at times PLHIV do not understand the benefits of having an undetectable viral load.

Have Patients had a Viral Load Test in the Past Year?

Patient Responses: 312

Yes:	99%
No:	0%
Dont know:	1%



District Score*

100%

Comparison Results

National Average:	95%
Provincial Average:	97%
Best District Result:	100%
Worst District Result:	84%

* Percent of survey responses responding "Yes" (excluding "Don't Know") **HIGHER scores are better.**

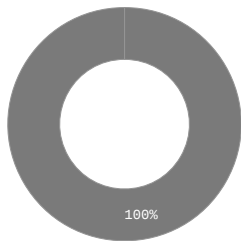
Facility Results (5 Best/Worst)

Azalea Clinic	100
Howick Clinic	100
Impilwenhle Clinic	100
Mafakathini Clinic	100
Mooi River Clinic	100
.....	--
Sinathing Clinic	100
Songonzima Clinic	100
Taylor's Halt Clinic	100
Willowfountain Clinic	100
Caluza Clinic	94

Did a Health Worker Explain the Viral Load Test Result?

Patient Responses: 308

Yes:	100%
------	------



District Score*

100%

Comparison Results

National Average:	86%
Provincial Average:	90%
Best District Result:	100%
Worst District Result:	34%

* Percent of survey responses responding "Yes" (excluding "Don't Know") **HIGHER scores are better.**

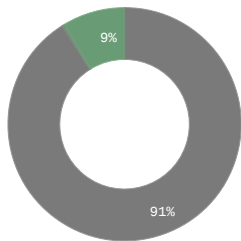
Facility Results (5 Best/Worst)

Azalea Clinic	100
Caluza Clinic	100
Howick Clinic	100
Impilwenhle Clinic	100
Mafakathini Clinic	100
.....	--
Richmond Clinic	100
Sinathing Clinic	100
Songonzima Clinic	100
Taylor's Halt Clinic	100
Willowfountain Clinic	100

Treatment Literacy: Do Patients Understand Viral Load and their Health?

Patient Responses: 312

Yes:	91%
No:	0%
Dont know:	9%



District Score*

0.91

Comparison Results

National Average:	0.82
Provincial Average:	0.89
Best District Result:	1.0
Worst District Result:	0.41

* Scores based on average point value of each response with a maximum score of 1 and a minimum score of 0. **HIGHER scores are better.**

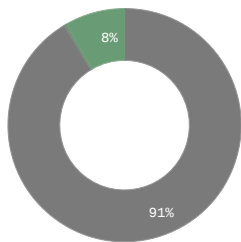
Facility Results (5 Best/Worst)

Azalea Clinic	1.0
Impilwenhle Clinic	1.0
Mafakathini Clinic	1.0
Mpumuzza Clinic	1.0
Ndaleneni Clinic	1.0
.....	--
Willowfountain Clinic	1.0
Caluza Clinic	0.85
Howick Clinic	0.84
Mooi River Clinic	0.78
Mpophomeni Clinic	0.18

Treatment Literacy: Do Patients Understand Viral Load and Transmission?

Patient Responses: 312

Yes:	91%
No:	0%
Dont know:	8%



District Score*

0.91

Comparison Results

National Average:	0.74
Provincial Average:	0.8
Best District Result:	1.0
Worst District Result:	0.26

* Scores based on average point value of each response with a maximum score of 1 and a minimum score of 0. **HIGHER scores are better.**

Facility Results (5 Best/Worst)

Azalea Clinic	1.0
Impilwenhle Clinic	1.0
Mafakathini Clinic	1.0
Mpumuzza Clinic	1.0
Ndaleneni Clinic	1.0
.....	--
Willowfountain Clinic	1.0
Caluza Clinic	0.85
Howick Clinic	0.84
Mooi River Clinic	0.78
Mpophomeni Clinic	0.23

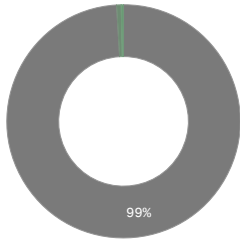
Index Testing

Index testing (aka Assisted Partner Notification Services or Contact Tracing) can help identify PLHIV earlier, get them access treatment to protect their health and interrupt onward transmission of HIV. However, if implemented poorly, index testing can cause harm to individuals, undermine their rights to consent, privacy, and confidentiality, it erodes trust in healthcare providers, and can put individuals at risk of violence. This is extremely important in the context of South Africa with a well-documented epidemic of gender-based violence. HIV diagnosis increases the risk of intimate partner violence (IPV). Improperly conducted or pressured participation in index testing exacerbates these risks. In order to be conducted safely, index testing must always be voluntary and there must always be screening to assess the risk of IPV. Where violence or risk of violence is reported, those partners should never be contacted. Instead people should be offered IPV services on site or by referral. Adverse-event monitoring systems must be in place to ensure clients are supported if they do experience any harms.

Have Patients been Asked to Participate in Index Testing?

Patient Responses: 312

Yes:	99%
No:	1%
Dont know:	0%



District Score* **99%**

Comparison Results

National Average:	66%
Provincial Average:	78%
Best District Result:	100%
Worst District Result:	3%

* Percent of survey responses responding "Yes" (excluding "Don't Know") **HIGHER scores are better.**

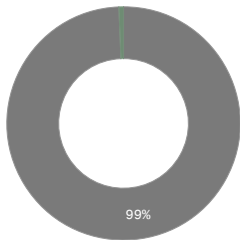
Facility Results (5 Best/Worst)

Caluza Clinic	100
Impilwenhle Clinic	100
Mafakathini Clinic	100
Mooi River Clinic	100
Mpophomeni Clinic	100
.....	--
Songonzima Clinic	100
Taylors Halt Clinic	100
Willowfountain Clinic	100
Azalea Clinic	95
Howick Clinic	95

Did a Health Worker Tell You You can Refuse to Participate in Index Testing?

Patient Responses: 309

Yes:	99%
No:	1%



District Score* **99%**

Comparison Results

National Average:	81%
Provincial Average:	85%
Best District Result:	100%
Worst District Result:	0%

* Percent of survey responses responding "Yes" (excluding "Don't Know") **HIGHER scores are better.**

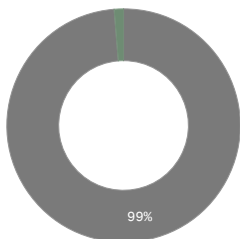
Facility Results (5 Best/Worst)

Caluza Clinic	100
Howick Clinic	100
Impilwenhle Clinic	100
Mafakathini Clinic	100
Mpophomeni Clinic	100
.....	--
Songonzima Clinic	100
Taylors Halt Clinic	100
Willowfountain Clinic	100
Azalea Clinic	95
Mooi River Clinic	94

Did the healthcare worker ask you about your risk of gender-based violence from your partner(s)?

Patient Responses: 309

Yes:	99%
No:	1%



District Score* **99%**

Comparison Results

National Average:	79%
Provincial Average:	88%
Best District Result:	100%
Worst District Result:	0%

* Percent of survey responses responding "Yes" (excluding "Don't Know") **HIGHER scores are better.**

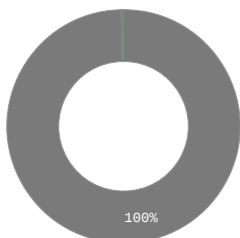
Facility Results (5 Best/Worst)

Caluza Clinic	100
Impilwenhle Clinic	100
Mafakathini Clinic	100
Mooi River Clinic	100
Mpophomeni Clinic	100
.....	--
Taylors Halt Clinic	100
Willowfountain Clinic	100
Ndalen Clinic	96
Howick Clinic	94
Azalea Clinic	90

Did the healthcare worker provide you with information on available gender-based violence services?

Patient Responses: 309

Yes:	100%
No:	0%



District Score* **100%**

Comparison Results

National Average:	74%
Provincial Average:	86%
Best District Result:	100%
Worst District Result:	0%

* Percent of survey responses responding "Yes" (excluding "Don't Know") **HIGHER scores are better.**

Facility Results (5 Best/Worst)

Azalea Clinic	100
Caluza Clinic	100
Howick Clinic	100
Impilwenhle Clinic	100
Mafakathini Clinic	100
.....	--
Sinathing Clinic	100
Songonzima Clinic	100
Taylors Halt Clinic	100
Willowfountain Clinic	100
Mooi River Clinic	94

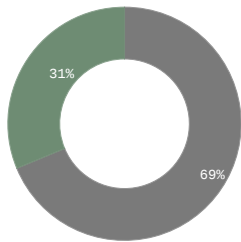
TB Infection Control

Six simple interventions are at the heart of how clinics can be part of turning the tide on TB infection — a disease that still kills close to 60,000 people a year in South Africa, according to the World Health Organization (WHO). By following a checklist of good practice, clinics can be safer for patients and staff. The six measures are: ensuring enough room and space for patients to wait without overcrowding; keeping windows open; ensuring there are TB information posters prominently displayed; reducing clinic waiting times to less than an average of an hour and 15 minutes; screening all arriving patients for TB symptoms; and separating patients who are coughing on arrival at the clinic. Previously there was a seventh item on the checklist. It was for people who are coughing to be given a mask to wear on arrival. However, since the onset of COVID-19, everyone has to by law be wearing a mask in a public place such as a clinic.

Enough room in the waiting area?

Total Observations: 16

Yes: 69%
No: 31%



District Score* **69%**

Comparison Results

National Average: 47%
Provincial Average: 44%
Best District Result: 75%
Worst District Result: 0%

* Percent of survey responses responding "Yes" (excluding "Don't Know") **HIGHER scores are better.**

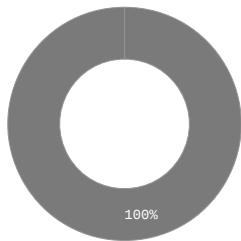
Facility Results (5 Best/Worst)

Caluza Clinic	100
Mafakathini Clinic	100
Mooi River Clinic	100
Mpumuzu Clinic	100
Ndalen Clinic	100
.....	--
Impilwenhle Clinic	50
Azalea Clinic	0
Howick Clinic	0
Mpophomeni Clinic	0
Pata Clinic	0

Were the Facility Windows Open?

Total Observations: 16

Yes: 100%



District Score* **100%**

Comparison Results

National Average: 95%
Provincial Average: 98%
Best District Result: 100%
Worst District Result: 60%

* Percent of survey responses responding "Yes" (excluding "Don't Know") **HIGHER scores are better.**

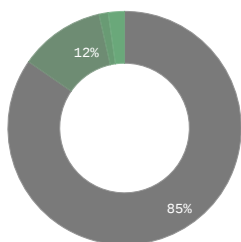
Facility Results (5 Best/Worst)

Azalea Clinic	100
Caluza Clinic	100
Howick Clinic	100
Impilwenhle Clinic	100
Mafakathini Clinic	100
.....	--
Richmond Clinic	100
Sinathing Clinic	100
Songonzima Clinic	100
Taylor's Halt Clinic	100
Willowfountain Clinic	100

Are people being asked for TB symptoms?

Patient Responses: 312

Yes: 85%
Only sometimes: 12%
No: 1%
Dont know: 2%



District Score* **86%**

Comparison Results

National Average: 64%
Provincial Average: 75%
Best District Result: 100%
Worst District Result: 6%

* Percent of survey responses responding "Yes" (excluding "Don't Know") **HIGHER scores are better.**

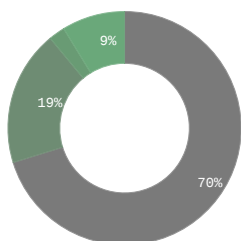
Facility Results (5 Best/Worst)

Caluza Clinic	100
Impilwenhle Clinic	100
Mooi River Clinic	100
Willowfountain Clinic	100
Ndalen Clinic	96
.....	--
Azalea Clinic	82
Mpumuzu Clinic	75
Taylor's Halt Clinic	75
Mafakathini Clinic	60
Pata Clinic	50

Are people who are coughing in a separate room?

Patient Responses: 309

Yes: 70%
Only sometimes: 19%
No: 2%
Dont know: 9%



District Score* **76%**

Comparison Results

National Average: 56%
Provincial Average: 66%
Best District Result: 100%
Worst District Result: 14%

* Percent of survey responses responding "Yes" (excluding "Don't Know") **HIGHER scores are better.**

Facility Results (5 Best/Worst)

Caluza Clinic	100
Impilwenhle Clinic	100
Songonzima Clinic	100
Willowfountain Clinic	100
Mpophomeni Clinic	96
.....	--
Azalea Clinic	59
Taylor's Halt Clinic	55
Mafakathini Clinic	43
Pata Clinic	39
Mpumuzu Clinic	30