

Facility Hours and Waiting Times

Often public healthcare users experience long waiting times — spending hours at each visit to the clinic. This simply does not work well for most people, particularly working people and those in school. Having people living with HIV spend an extended time at a clinic, simply to collect ART refills, increases the risk of that person disengaging from care.

Time Patients Spend at the Facility?

Patient Responses: 263

Amount of time spent: **4:NaN**

Facility Results (5 Best/Worst)

Ekuvukeni Clinic	2:45
Wembezi Clinic	3:16
AE Haviland Memorial Clinic	3:24
Acaciavale Clinic	3:30
Oliviershoek Clinic	3:36
.....	--
Bergville Clinic	4:51
Steadville Clinic	4:52
Walton Clinic	5:04
Dukuza Clinic	5:26
Injisuthi Clinic	5:31

Comparison Results

National Average:	4:58
Province Average:	4:29
Best District Result:	3:36
Worst District Result:	7:55

Earliest Patient Arrival Time

Patient Responses: 264

Earliest arrival time: **5:NaN**

Facility Results (5 Best/Worst)

Oliviershoek Clinic	6:23
Dukuza Clinic	6:17
Emmaus Gateway Clinic	6:04
Ekuvukeni Clinic	6:03
Driefontein Clinic	5:59
.....	--
Injisuthi Clinic	5:22
Watersmeet Clinic	5:19
AE Haviland Memorial Clinic	5:10
Walton Clinic	5:06
Steadville Clinic	5:01

Comparison Results

National Average:	5:26
Province Average:	5:33
Best District Result:	7:54
Worst District Result:	4:18

How Safe is the Facility to Wait Before it Opens?

Patient Responses: 78

Very Unsafe:	13%
Unsafe:	5%
Neither Safe or Unsafe:	10%
Safe:	50%
Very Safe:	22%
Dont know:	0%

District Score* **3.63**

Comparison Results

National Average:	2.92
Province Average:	3.27
Best District Result:	4.54
Worst District Result:	1.00

* Scores based on average of all survey responses with a maximum score of 5 and a minimum score of 1. **HIGHER scores are better.**

Facility Results (5 Best/Worst)

Emmaus Gateway Clinic	4.75
Bergville Clinic	4.67
Amazizi Clinic	4.31
Walton Clinic	3.83
Driefontein Clinic	3.33
.....	--
Watersmeet Clinic	3.33
Dukuza Clinic	3.21
Acaciavale Clinic	3.00
Steadville Clinic	1.20
AE Haviland Memorial Clinic	1.00

Are the Queues at the Facility Long?

Patient Responses: 261

Yes:	78%
No:	22%
Dont know:	0%

District Score* **77%**

Comparison Results

National Average:	81%
Province Average:	83%
Best District Result:	46%
Worst District Result:	100%

* Percent of survey responses responding undefined (excluding "Don't Know"). **LOWER scores are better.**

Facility Results (5 Best/Worst)

AE Haviland Memorial Clinic	20%
Acaciavale Clinic	40%
Ekuvukeni Clinic	50%
Dukuza Clinic	66%
Watersmeet Clinic	71%
.....	--
Oliviershoek Clinic	94%
Bergville Clinic	100%
Injisuthi Clinic	100%
Steadville Clinic	100%
Walton Clinic	100%

Facility Staff

Human resource shortages are a major issue in South Africa. Ensuring access to quality healthcare services and ensuring everyone living with HIV and TB gets access to treatment and care depends largely on having enough qualified and committed staff. However, often there are not enough open positions to employ the health workers we need. These shortages lead to long waiting times, longer hospital stays, higher numbers of deaths, and increased pressure on the few staff in place.

Are there Enough Staff at the Facility?

Patient Responses: 264

District Score* **0.96**

Comparison Results

National Average:	1.02
Province Average:	0.95
Best District Result:	1.43
Worst District Result:	0.12

* Scores based on average point value of each response with a maximum score of 2 and a minimum score of 0. **HIGHER scores are better.**

Facility Results (5 Best/Worst)

Injisuthi Clinic	1.64
Acaciavale Clinic	1.27
Dukuza Clinic	1.18
AE Haviland Memorial Clinic	1.13
Wembezi Clinic	1.10
.....	--
Bergville Clinic	0.75
Watersmeet Clinic	0.71
Driefontein Clinic	0.70
Walton Clinic	0.56
Ekuvukeni Clinic	0.53

Always: 20%
Sometimes: 52%
Never: 23%
Dont know: 5%

Are Staff Friendly and Professional?

Patient Responses: 261

District Score* **1.64**

Comparison Results

National Average:	1.46
Province Average:	1.50
Best District Result:	1.81
Worst District Result:	1.05

* Scores based on average point value of each response with a maximum score of 2 and a minimum score of 0. **HIGHER scores are better.**

Facility Results (5 Best/Worst)

Acaciavale Clinic	2.00
Oliviershoek Clinic	1.94
Driefontein Clinic	1.90
AE Haviland Memorial Clinic	1.80
Bergville Clinic	1.76
.....	--
Walton Clinic	1.50
Ncibidwane Clinic	1.47
Dukuza Clinic	1.43
Ekuvukeni Clinic	1.25
Watersmeet Clinic	1.24

Yes: 68%
Sometimes: 26%
Never: 5%
Dont know: 1%

Which Cadres are Understaffed?

Facility Responses: 14

Facility Results

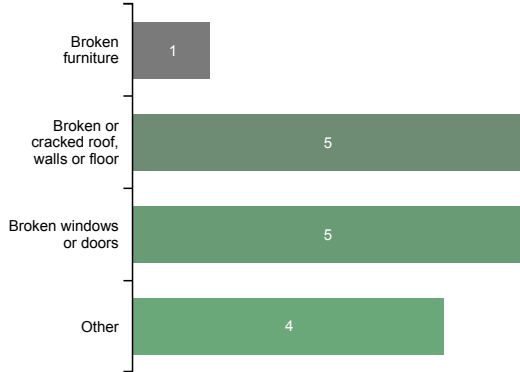
	Doctor	Professional nurse	Enrolled nurse	Enrolled nurse assistant	Assistant pharmacist	Lab technician	Lay counselors	Linkage officers	Adherence club facilitators	Data capturer	Cleaner	General assistant
Steadville Clinic	1	1	1				1				1	
Walton Clinic		1	1	1			1	1				
Emmaus Gateway Clinic			1	1	1	1						
Bergville Clinic		1					1					1
Wembezi Clinic		1	1									1
Amazizi Clinic		1	1									
Dukuza Clinic		1										1
Ncibidwane Clinic		1	1									
Watersmeet Clinic		1	1									
Oliviershoek Clinic											1	

Clinic Conditions

In some cases, clinics monitored through Ritshidze are found to be in a bad condition, with buildings that are dirty or in disrepair, and toilets that are either dysfunctional, unclean or without soap or toilet paper. At other times clinics are too small to meet the needs of patients and more space is required for people to wait, or to provide medical care, or for filing systems or storage. It is important that clinics have enough space and are maintained in a good condition to provide a clean, safe and effective environment to meet the needs of both patients and staff.

Concerns with the Condition of Building:

Total Observations:8

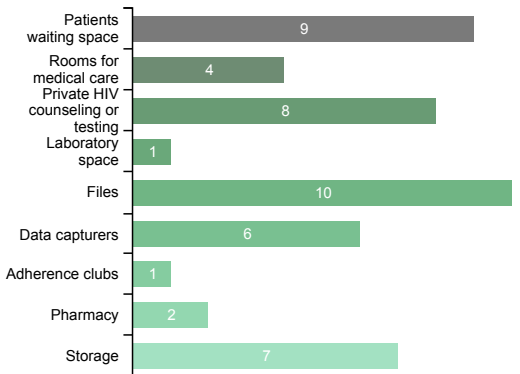


Facility Results

	Broken furniture	Broken or cracked roof, walls or floor	Broken windows or doors	Other
Bergville Clinic			1	1
Wembezi Clinic	1	1	1	
Ekuvukeni Clinic			1	1
Ncibidwane Clinic		1	1	
Watersmeet Clinic		1	1	
AE Haviland Memorial Clinic				1
Acaciavale Clinic		1		
Walton Clinic				1

What do you need more space for?

Facility Responses:14




Facility Results

	Patients waiting space	Rooms for medical care	Private HIV counseling or testing, laboratory space	Files	Data capturers	Adherence clubs	Pharmacy	Storage
Driefontein Clinic	1		1	1				1
Dukuza Clinic	1	1		1				1
Injisuthi Clinic	1		1	1		1		
Watersmeet Clinic	1		1	1			1	
Emmaus Gateway Clinic				1	1			1
Amazizi Clinic		1						1
Bergville Clinic	1			1				
Ncibidwane Clinic			1	1				
Oliviershoek Clinic				1	1			
Wembezi Clinic								1

What is in bad condition? Please select all that apply:

Total Observations:9



Facility Results

	The filing system is messy	The space where files are stored is too small	Files are lost, missing or misplaced
Acaciavale Clinic	1		
Driefontein Clinic	1	1	
Ekuvukeni Clinic		1	1
Walton Clinic	1	1	
Bergville Clinic	1		
Injisuthi Clinic		1	
Ncibidwane Clinic		1	
Oliviershoek Clinic		1	
Steadville Clinic	1		

Access to Medicines and Shortages/Stockouts

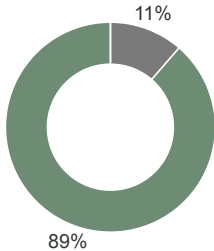
Stockouts and shortages of ARVs, TB medicines, contraceptives and other medicines cause disruption, confusion, cost, and can detrimentally affect treatment adherence. Where stockouts and shortages are revealed through monitoring — especially where people are sent home empty handed — these need to be urgently addressed.

Any Patients left without the Medicine due to Shortage

Patient Responses: 264

Facility Results (5 Best/Worst)

Yes:	11%
No:	89%
Don't know:	0%



District Score* **11%**

Comparison Results

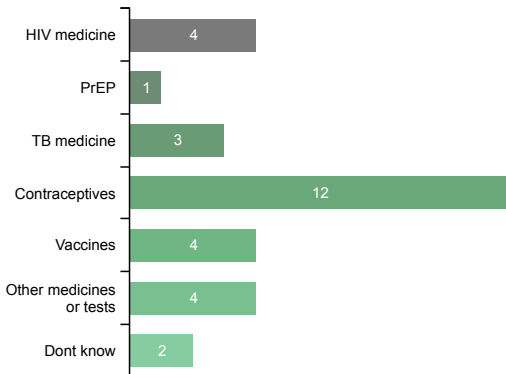
National Average:	15%
Province Average:	7%
Best District Result:	0%
Worst District Result:	82%

* Percent of survey responses responding undefined (excluding "Don't Know"). LOWER scores are better.

AE Haviland Memorial Clinic	0%
Bergville Clinic	0%
Ncibidwane Clinic	0%
Oliviershoek Clinic	0%
Steadville Clinic	0%
.....	--
Ekuvukeni Clinic	19%
Acaciavale Clinic	20%
Walton Clinic	22%
Wembezi Clinic	24%
Dukuza Clinic	28%

Patient Reports of Medicine Shortage(s)

Patient Responses: 29

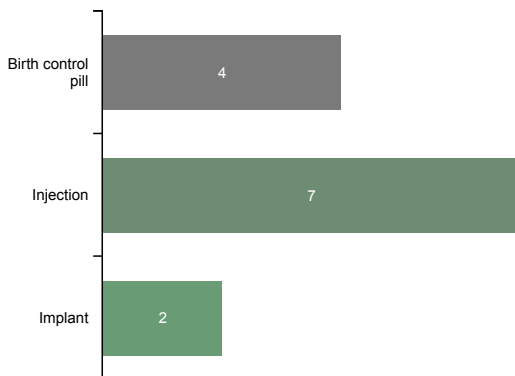


Facility Results

	HIV medicine	PrEP	TB medicine	Contraceptives	Vaccines	Other medicines or tests	Don't know
Dukuza Clinic	3	1	1			1	2
Wembezi Clinic	1			2	2	1	
Driefontein Clinic			1		1	1	
Acaciavale Clinic				2	1		
Amazizi Clinic			1				
Ekuvukeni Clinic				3			
Emmaus Gateway Clinic						1	
Injisuthi Clinic				1			
Walton Clinic				4			

Contraception shortage(s)

Patient Responses: 12

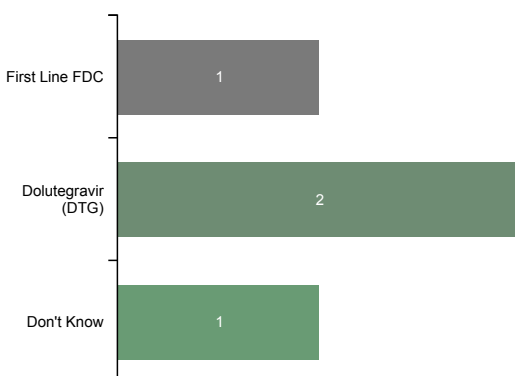


Facility Results

	Birth control pill	Injection	Implant
Walton Clinic	3	1	
Wembezi Clinic	1	2	
Acaciavale Clinic			2
Ekuvukeni Clinic		3	
Injisuthi Clinic		1	

HIV medication shortage(s)

Patient Responses: 4



Facility Results

	First Line FDC	Dolutegravir (DTG)	Don't Know
Dukuza Clinic		2	1
Wembezi Clinic	1		

ARV Collection and Access

Currently many people in South Africa who could benefit from HIV treatment are not, with many people who are living with HIV not on treatment – either never having known their HIV status, or having started on treatment then disengaged from care. To ensure we get more people to start and importantly stay on treatment, it is critical to ensure that ARV collection is as quick and easy as possible. As such efforts should be made to support PLHIV with suppressed viral loads to receive extended ARV refills and be enrolled in a repeat prescription strategy (including external/internal pick up points or adherence clubs).

Length of HIV medicine refill?

Patient Responses: 230

1 week:	0%
2 weeks:	1%
3 weeks:	0%
1 month:	10%
2 months:	81%
3 months:	7%
6 months:	0%
Dont know:	0%

District Score* **1.95**

Comparison Results

National Average:	2.03
Province Average:	2.02
Best District Result:	2.39
Worst District Result:	1.56

* Scores based on average point value of each response with a maximum score of 6 and a minimum score of 0. **HIGHER scores are better.**

Facility Results (5 Best/Worst)

Amazizi Clinic	2.20
Oliviershoek Clinic	2.16
Driefontein Clinic	2.13
Emmaus Gateway Clinic	2.13
Acaciavale Clinic	2.00
.....	--
Wembezi Clinic	1.85
Ncibidwane Clinic	1.80
Steadville Clinic	1.80
AE Haviland Memorial Clinic	1.77
Injisuthi Clinic	1.60

When Patients Miss a Visit to Collect ARVs:

Patient Responses: 106

Facility Results

	Get an SMS	Get a phone call	A health worker comes to your house	Dont know/never missed a visit	Other
AE Haviland Memorial Clinic		2		8	
Acaciavale Clinic		5		6	
Bergville Clinic		2		5	
Driefontein Clinic	1	4	2	11	
Dukuza Clinic					1
Ekuvukeni Clinic		1		9	
Injisuthi Clinic	2	1		9	
Ncibidwane Clinic		1		7	
Watersmeet Clinic		4		7	

When a patient misses a visit, what happens the next time the patients comes to collect ARVs?

Patient Responses: 106

Facility Results

	Staff are Welcoming Back	Staff Reprimand You	Staff Counsel you on Adherence	Staff Ask Why you Missed Appt	Staff Send you to Back of Queue	Don't Know
Dukuza Clinic					2	
Watersmeet Clinic	3	4				7
AE Haviland Memorial Clinic				1	1	8
Driefontein Clinic	4	3			1	10
Bergville Clinic	2	1				5
Acaciavale Clinic	3			2		8
Ekuvukeni Clinic	1					9
Injisuthi Clinic	1			1		8
Ncibidwane Clinic			1	1		7

Adherence Clubs

Adherence clubs should simplify and adapt HIV services to both serve the needs of people living with HIV better and reduce unnecessary burdens on the health system. Adherence clubs provide space to get much-needed treatment literacy information and support PLHIV to remain adherent to treatment. Yet currently many adherence clubs have been suspended due to the COVID-19 pandemic. This suspension means our sample size for adherence club member responses is at times very low.

If Not in an Adherence Club Already, Are you Aware of Them at this Facility?

Patient Responses: 228

Yes:	3%
No:	85%
Dont know:	13%

District Score*

3%

Comparison Results

National Average:	35%
Province Average:	39%
Best District Result:	91%
Worst District Result:	1%

* Percent of survey responses responding undefined (excluding "Don't Know"). HIGHER scores are better.

Facility Results (5 Best/Worst)

Dukuza Clinic	21%
Amazizi Clinic	10%
Acaciavale Clinic	7%
Oliviershoek Clinic	7%
AE Haviland Memorial Clinic	0%
.....	--
Ncibidwane Clinic	0%
Steadville Clinic	0%
Walton Clinic	0%
Watersmeet Clinic	0%
Wembezi Clinic	0%

Does the Adherence Club make HIV medicine pick up faster?

Total Responses: 1

No:	100%
-----	------

District Score*

0%

Comparison Results

National Average:	94%
Province Average:	99%
Best District Result:	100%
Worst District Result:	0%

* Percent of survey responses responding undefined (excluding "Don't Know"). HIGHER scores are better.

Facility Results

Dukuza Clinic	0%
---------------	----

Information provided by the Adherence Club

Total Responses: 1

No information provided: 1

Facility Results

Dukuza Clinic	No information provided: 1
---------------	----------------------------

What clinical services are offered at an adherence club meeting?

Total Responses: 1

Dont know: 1

Facility Results

Dukuza Clinic	Dont know: 1
---------------	--------------

Access to Viral Load Testing / Information

Treatment and viral load literacy improves linkage rates and ART continuity as people living with HIV understand the importance of starting and remaining on treatment effectively. By becoming as informed as possible, PLHIV are empowered to take control of their own health and sex lives. However, sometimes PLHIV report that healthcare workers do not explain the results of viral load test results and at times PLHIV do not understand the benefits of having an undetectable viral load.

Have Patients had a Viral Load Test in the Past Year?

Patient Responses: 230

Yes:	91%
No:	4%
Dont know:	4%

District Score* **95%**

Comparison Results

National Average:	94%
Province Average:	96%
Best District Result:	100%
Worst District Result:	71%

* Percent of survey responses responding undefined (excluding "Don't Know"). **HIGHER scores are better.**

Facility Results (5 Best/Worst)

AE Haviland Memorial Clinic	100%
Acaciavale Clinic	100%
Bergville Clinic	100%
Driefontein Clinic	100%
Ekuvukeni Clinic	100%
.....	--
Emmaus Gateway Clinic	92%
Amazizi Clinic	91%
Injisuthi Clinic	87%
Steadville Clinic	87%
Dukuza Clinic	86%

Did a Health Worker Explain the Viral Load Test Result?

Patient Responses: 209

Yes:	39%
No:	59%
Dont know:	2%

District Score* **40%**

Comparison Results

National Average:	77%
Province Average:	79%
Best District Result:	98%
Worst District Result:	34%

* Percent of survey responses responding undefined (excluding "Don't Know"). **HIGHER scores are better.**

Facility Results (5 Best/Worst)

Injisuthi Clinic	92%
Oliviershoek Clinic	71%
Acaciavale Clinic	60%
Amazizi Clinic	60%
Dukuza Clinic	60%
.....	--
Driefontein Clinic	25%
Wembezi Clinic	21%
Watersmeet Clinic	20%
Ncibidwane Clinic	0%
Steadville Clinic	0%

Treatment Literacy: Do Patients Understand Viral Load and their Health?

Patient Responses: 230

Yes:	43%
No:	5%
Dont know:	52%

District Score* **0.43**

Comparison Results

National Average:	0.76
Province Average:	0.77
Best District Result:	0.98
Worst District Result:	0.19

* Scores based on average point value of each response with a maximum score of 1 and a minimum score of 0. **HIGHER scores are better.**

Facility Results (5 Best/Worst)

AE Haviland Memorial Clinic	0.73
Injisuthi Clinic	0.73
Oliviershoek Clinic	0.69
Acaciavale Clinic	0.47
Amazizi Clinic	0.47
.....	--
Ekuvukeni Clinic	0.33
Steadville Clinic	0.33
Dukuza Clinic	0.25
Watersmeet Clinic	0.20
Ncibidwane Clinic	0.13

Treatment Literacy: Do Patients Understand Viral Load and Transmission?

Patient Responses: 230

Yes:	10%
No:	33%
Dont know:	56%

District Score* **0.10**

Comparison Results

National Average:	0.56
Province Average:	0.55
Best District Result:	0.94
Worst District Result:	0.10

* Scores based on average point value of each response with a maximum score of 1 and a minimum score of 0. **HIGHER scores are better.**

Facility Results (5 Best/Worst)

Oliviershoek Clinic	0.69
Amazizi Clinic	0.40
Emmaus Gateway Clinic	0.25
Dukuza Clinic	0.19
AE Haviland Memorial Clinic	0.00
.....	--
Ncibidwane Clinic	0.00
Steadville Clinic	0.00
Walton Clinic	0.00
Watersmeet Clinic	0.00
Wembezi Clinic	0.00

Index Testing

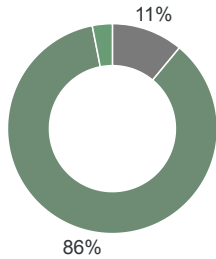
Index testing (aka Assisted Partner Notification Services or Contact Tracing) can help identify PLHIV earlier, get them access treatment to protect their health and interrupt onward transmission of HIV. However, if implemented poorly, index testing can cause harm to individuals, undermine their rights to consent, privacy, and confidentiality, it erodes trust in healthcare providers, and can put individuals at risk of violence. This is extremely important in the context of South Africa with a well-documented epidemic of gender-based violence.

HIV diagnosis increases the risk of intimate partner violence (IPV). Improperly conducted or pressured participation in index testing exacerbates these risks. In order to be conducted safely, index testing must always be voluntary and there must always be screening to assess the risk of IPV. Where violence or risk of violence is reported, those partners should never be contacted. Instead people should be offered IPV services on site or by referral. Adverse-event monitoring systems must be in place to ensure clients are supported if they do experience any harms.

Have Patients been Asked to Participate in Index Testing?

Patient Responses: 227

Yes:	11%
No:	86%
Dont know:	3%



District Score* **11%**

Comparison Results

National Average:	64%
Province Average:	69%
Best District Result:	97%
Worst District Result:	7%

* Percent of survey responses responding undefined (excluding "Don't Know"). **HIGHER scores are better.**

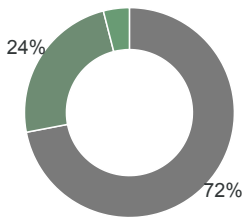
Facility Results (5 Best/Worst)

Oliviershoek Clinic	44%
Amazizi Clinic	43%
Dukuza Clinic	23%
Driefontein Clinic	14%
Watersmeet Clinic	14%
.....	--
Ekuvukeni Clinic	0%
Injisuthi Clinic	0%
Ncibidwane Clinic	0%
Steadville Clinic	0%
Walton Clinic	0%

Did a Health Worker Tell You You can Refuse to Participate in Index Testing?

Patient Responses: 25

Yes:	72%
No:	24%
Dont know:	4%



District Score* **75%**

Comparison Results

National Average:	72%
Province Average:	78%
Best District Result:	100%
Worst District Result:	0%

* Percent of survey responses responding undefined (excluding "Don't Know"). **HIGHER scores are better.**

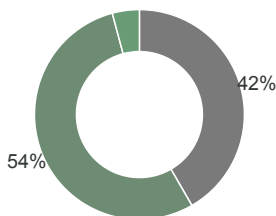
Facility Results

Acaciavale Clinic	100%
Bergville Clinic	100%
Emmaus Gateway Clinic	100%
Watersmeet Clinic	100%
Amazizi Clinic	80%
Oliviershoek Clinic	71%
Dukuza Clinic	67%
Driefontein Clinic	50%
Wembezi Clinic	0%

Did the healthcare worker ask you about your risk of gender-based violence from your partner(s)?

Patient Responses: 24

Yes:	42%
No:	54%
Dont know:	4%



District Score* **42%**

Comparison Results

National Average:	64%
Province Average:	78%
Best District Result:	100%
Worst District Result:	12%

* Percent of survey responses responding undefined (excluding "Don't Know"). **HIGHER scores are better.**

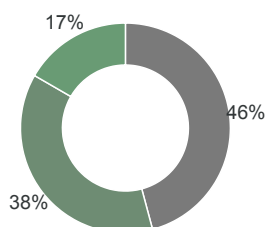
Facility Results

Emmaus Gateway Clinic	100%
Dukuza Clinic	67%
Oliviershoek Clinic	57%
Amazizi Clinic	40%
Acaciavale Clinic	0%
Bergville Clinic	0%
Driefontein Clinic	0%
Watersmeet Clinic	0%
Wembezi Clinic	0%

Did the healthcare worker provide you with information on available gender-based violence services?

Patient Responses: 24

Yes:	46%
No:	38%
Dont know:	17%



District Score* **52%**

Comparison Results

National Average:	60%
Province Average:	73%
Best District Result:	96%
Worst District Result:	0%

* Percent of survey responses responding undefined (excluding "Don't Know"). **HIGHER scores are better.**

Facility Results

Acaciavale Clinic	100%
Amazizi Clinic	80%
Oliviershoek Clinic	71%
Driefontein Clinic	50%
Bergville Clinic	0%
Dukuza Clinic	0%
Watersmeet Clinic	0%

TB Infection Control

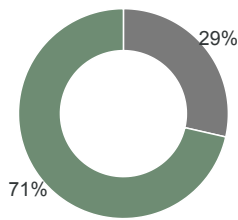
Six simple interventions are at the heart of how clinics can be part of turning the tide on TB infection — a disease that still kills close to 60,000 people a year in South Africa, according to the World Health Organization (WHO). By following a checklist of good practice, clinics can be safer for patients and staff.

The six measures are: ensuring enough room and space for patients to wait without overcrowding; keeping windows open; ensuring there are TB information posters prominently displayed; reducing clinic waiting times to less than an average of an hour and 15 minutes; screening all arriving patients for TB symptoms; and separating patients who are coughing on arrival at the clinic. Previously there was a seventh item on the checklist. It was for people who are coughing to be given a mask to wear on arrival. However, since the onset of COVID-19, everyone has to by law be wearing a mask in a public place such as a clinic.

Enough room in the waiting area?

Total Observations: 14

Yes:	29%
No:	71%



District Score* **29%**

Comparison Results

National Average:	48%
Province Average:	42%
Best District Result:	100%
Worst District Result:	0%

* Percent of survey responses responding undefined (excluding "Don't Know"). **HIGHER scores are better.**

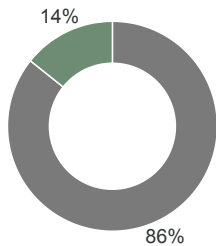
Facility Results (5 Best/Worst)

AE Haviland Memorial Clinic	100%
Driefontein Clinic	100%
Oliviershoek Clinic	100%
Wembezi Clinic	100%
Acaciavale Clinic	0%
.....	--
Injisuthi Clinic	0%
Ncibidwane Clinic	0%
Steadville Clinic	0%
Walton Clinic	0%
Watersmeet Clinic	0%

Were the Facility Windows Open?

Total Observations: 14

Yes:	86%
No:	14%



District Score* **86%**

Comparison Results

National Average:	92%
Province Average:	92%
Best District Result:	100%
Worst District Result:	43%

* Percent of survey responses responding undefined (excluding "Don't Know"). **HIGHER scores are better.**

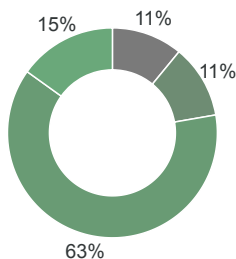
Facility Results (5 Best/Worst)

AE Haviland Memorial Clinic	100%
Acaciavale Clinic	100%
Bergville Clinic	100%
Driefontein Clinic	100%
Ekuvukeni Clinic	100%
.....	--
Steadville Clinic	100%
Walton Clinic	100%
Watersmeet Clinic	100%
Amazizi Clinic	0%
Wembezi Clinic	0%

Are people being asked for TB symptoms?

Patient Responses: 265

Yes:	11%
Only sometimes:	11%
No:	63%
Dont know:	15%



District Score* **13%**

Comparison Results

National Average:	54%
Province Average:	60%
Best District Result:	81%
Worst District Result:	8%

* Percent of survey responses responding undefined (excluding "Don't Know"). **HIGHER scores are better.**

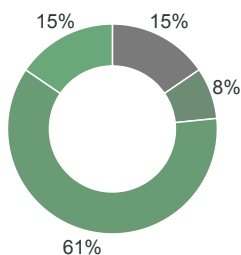
Facility Results (5 Best/Worst)

Acaciavale Clinic	79%
Dukuza Clinic	48%
Emmaus Gateway Clinic	13%
Amazizi Clinic	8%
Ekuvukeni Clinic	6%
.....	--
Injisuthi Clinic	0%
Ncibidwane Clinic	0%
Steadville Clinic	0%
Watersmeet Clinic	0%
Wembezi Clinic	0%

Are people who are coughing in a separate room?

Patient Responses: 265

Yes:	15%
Only sometimes:	8%
No:	61%
Dont know:	15%



District Score* **18%**

Comparison Results

National Average:	39%
Province Average:	40%
Best District Result:	71%
Worst District Result:	8%

* Percent of survey responses responding undefined (excluding "Don't Know"). **HIGHER scores are better.**

Facility Results (5 Best/Worst)

Emmaus Gateway Clinic	86%
Amazizi Clinic	83%
Oliviershoek Clinic	67%
Dukuza Clinic	27%
Steadville Clinic	20%
.....	--
Injisuthi Clinic	0%
Ncibidwane Clinic	0%
Walton Clinic	0%
Watersmeet Clinic	0%
Wembezi Clinic	0%